

March 15, 2021

Dear 4-H Horse & Pony Exhibitor:

As you prepare your Horse & Pony project, please read over this letter carefully to ensure that you're meeting all the requirements for the project. In the midst of these challenging times, we are working diligently to provide a safe, in-person experience for 4-H members. Please be flexible and understanding as we provide guidelines that meet county and state health requirements. Also, be sure to read the Livestock section of the handbook for all terms and conditions. As always, if you have any questions, don't hesitate to contact Horse & Pony superintendent, Emily Roedel, at (812) 228-0303 or the Purdue Extension Office at (812) 867-4935.

Animal Identification:

Enclosed you will find the Horse & Pony ID instructions to identify your animals in 4-HOnline 2.0 for 2021. Ensure that your animals have met the animal ID requirements listed below. All animals must have a completed vaccination form. 4-H members should hand-carry this completed vaccination form to all 4-H Horse & Pony events (when horses present). The form is enclosed.

Species	County Fair Requirements	State Fair Requirements	Deadline
Horse and Pony	2 Color Pictures of animal's face and all 4 feet	2 Color Pictures of animal's face and all 4 feet	May 15

Animals not enrolled by May 15 cannot be exhibited at the county or state fair.

Lease Agreements:

If you are leasing your animal, 4-H members are required to submit a copy of their Animal Lease Agreement to the Purdue Extension Office by **May 15**. A sample lease agreement is available online <https://tinyurl.com/AnimalLease> OR at the Purdue Extension Office.

Fair Plans:

Despite many unknowns related to COVID-19, the 4-H Council and Livestock Committee, in conjunction with the Fair Association, have been working very diligently to provide 4-H families with a safe, positive experience in showing animals. Our goal is to host 4-H shows earlier in the day to reduce exposure to the general public and keep our 4-H members safe. Please see the enclosed schedule of animal show times. As we get closer to fair time, we will be providing more details including check in/check out times for animals and guidelines for shows. Please know we are committed to our 4-H members and want to provide all of you with the safest, best experience possible within the parameters of the pandemic. Thank you for your flexibility and patience as we work through all the logistics to safely hosting animal shows.

State Fair Information:

Information about State Fair entries and the electronic entry forms can be found online at <http://www.indianastatefair.com/state-fair/competitionscontests/4-h-competitions/>. Be sure to carefully read the State Fair requirements to ensure that your animal meets the requirements and you understand the fee schedules. State Fair changes have occurred and entry books will be available in April.

If you know of someone who is taking Horse & Pony for the first year, please let us know so we can send them this information.

Sincerely,

A handwritten signature in cursive script that reads "Megan Hoffherr".

Megan Hoffherr

4-H Youth Development Extension Educator

Enclosure: Horse & Pony ID Instruction Sheet, Vaccination form
Shared/4-H Livestock/Horse & Pony/Horse & Pony Letter 21



**2021 Certificate of Completion of Indiana 4-H Requirements for
Exhibition of 4-H Horse and Pony
(Vaccination Form)**

4-H-1031-W

(12/20)

The 4-H member should hand-carry this completed form to all 4-H Horse and Pony Events. Failure to meet guidelines on this form, an incomplete form, or outdated vaccinations will result ineligibility from Indiana 4-H Horse and Pony Events.

4-Her's Name _____ Grade in School _____ County _____ (as of January 1, 2021) (County you are enrolled in 4-H) Address _____ (Street or P.O. Box) _____ (City) (State) (Zip)	Name of horse/pony _____ Color and Markings _____ Breed _____ Date of Birth _____ Gender: ___ Gelding ___ Mare
--	--

Body Condition Score (BCS)

BCS of this horse _____ (1-9 scale; where 1 = extremely thin and 9 = extremely fat)

Body condition scoring resources are located at <https://www.extension.purdue.edu/extmedia/AS/AS-552-W.pdf>

Required Vaccinations¹

	<u>Name of Administrator</u>	<u>Vaccination Date</u>
Eastern and Western Equine Encephalomyelitis	_____	_____
Rhinopneumonitis/EHV type 1 and 4	_____	_____
Equine Influenza	_____	_____
Tetanus	_____	_____
West Nile Virus (NEW 2021)	_____	_____
Rabies² (required signature by administering vet below)	_____	_____

X _____ **Print name** _____

Licensed Veterinarian (Signature) (Date)

¹ If home vaccination is completed for the required vaccinations, the receipt of purchase **and** the label from the vial(s) must be attached to this form. Your veterinarian is the best way to ensure horses are vaccinated for appropriate disease risks, and make certain the vaccines are handled and administered properly. Improperly handled vaccines can become ineffective or even increase the risk of side effects.

² Indiana law requires rabies immunization be administered by a licensed and accredited veterinarian.

Recommended Vaccinations/Procedures

Upon consultation with a veterinarian and an evaluation of risk, the following vaccinations/procedures are recommended.

1. Oral Exam	5. Rotavirus
2. Potomac Horse Fever	6. Negative Equine Infectious Anemia (Coggins) Test within 12-months of event.
3. Strangles	7. Negative Fecal Egg Count to determine level of parasite infection. This should be used to
4. Botulism	determine appropriate de-worming protocols.

I hereby certify that the horse/pony described on this form has met the above requirements and that the form is complete and accurate.

X _____ X _____

4-H member (Signature) (Date) 4-H Parent or Legal Guardian (Signature) (Date)

It is the policy of the Purdue University Cooperative Extension Service that all persons have equal opportunity and access to its educational programs, services, activities, and facilities without regard to race, religion, color, sex, age, national origin or ancestry, marital status, parental status, sexual orientation, disability or status as a veteran. Purdue University is an Affirmative Action institution. This material may be available in alternative formats.



Animal Identification

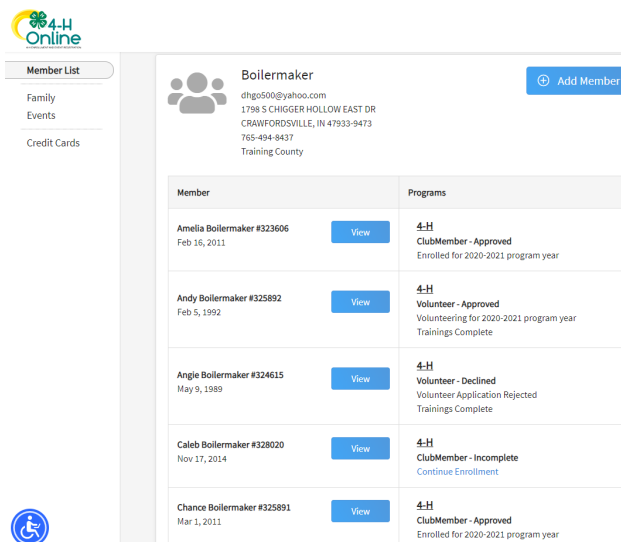
4-H members (Grades 3 – 12) must identify all Beef and Dairy Cattle, Goats, Horses, Llamas, Sheep and Swine in the 4-H Online system by the species deadline or earlier county deadline if applicable to be eligible for exhibition.

- Beef and Dairy Beef Steers, Beef Heifers, Beef/Dairy Feeder Calves, Dairy Cattle, Goats, Horses, Llamas, Sheep, and Swine must be entered into 4-H Online no later than May 15.

Animal Identification in 4-H Online

Please complete the following steps to identify your livestock in the 4-H Online system.

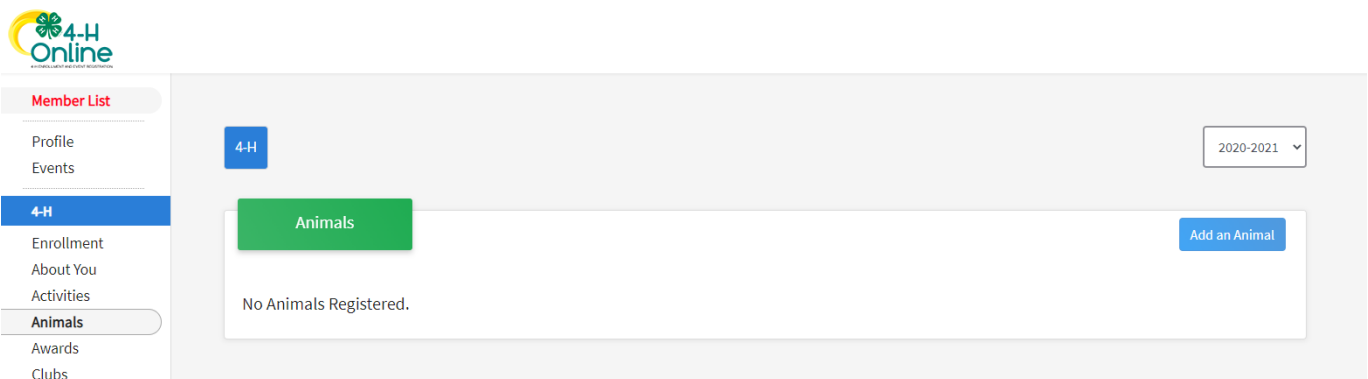
1. Login to your family profile at: <https://v2.4honline.com> using your family email address and password associated with your 4-H enrollment record.
 - a. If you have forgotten your password, please use the 'Reset password' option on the 4-H Online login page, and you will be sent a new temporary password.
 - b. If you have forgotten your family email address or turned in a paper 4-H enrollment form, please contact your local Purdue Extension Office for assistance.
2. Click View next to the Member's record for whom you would like to add an animal



The screenshot shows the 4-H Online Member List page. On the left is a navigation menu with 'Member List' selected. The main content area shows a profile for 'Boilermaker' with contact information and an 'Add Member' button. Below this is a table of members with columns for 'Member' and 'Programs'. Each row includes a 'View' button.

Member	Programs
Amelia Boilermaker #323606 Feb 16, 2011	4-H ClubMember - Approved Enrolled for 2020-2021 program year
Andy Boilermaker #325892 Feb 5, 1992	4-H Volunteer - Approved Volunteering for 2020-2021 program year Trainings Complete
Angie Boilermaker #324615 May 9, 1989	4-H Volunteer - Declined Volunteer Application Rejected Trainings Complete
Caleb Boilermaker #328020 Nov 17, 2014	4-H ClubMember - Incomplete Continue Enrollment
Chance Boilermaker #325891 Mar 1, 2011	4-H ClubMember - Approved Enrolled for 2020-2021 program year

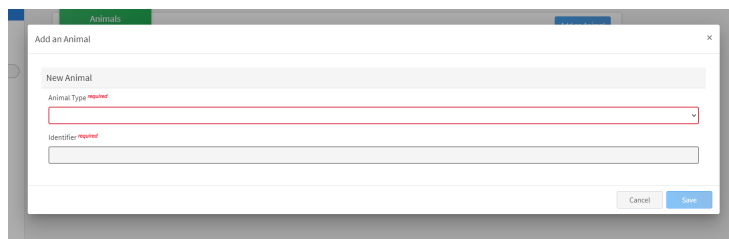
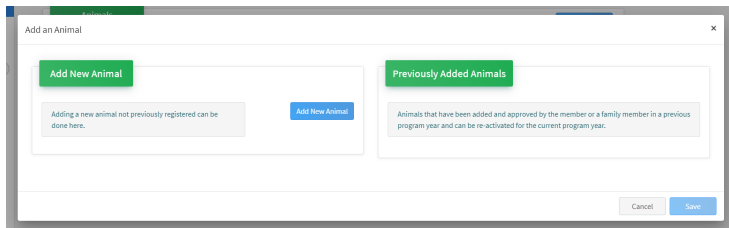
3. Click Animals in the navigation pane.
4. Click the blue Add an Animal button.



The screenshot shows the 4-H Online Animals page. The left navigation menu has 'Animals' selected. The main content area features a '4-H' tab, a dropdown menu set to '2020-2021', a green 'Animals' button, and a blue 'Add an Animal' button. Below these elements, it states 'No Animals Registered.'



5. Click on Add New Animal to start adding a new animal.
6. Select the appropriate animal type from the drop-down menu.
7. Enter the required Tag, Tattoo, or Animal Name as directed (see Key) →
8. Click Save.


Key

Animal Type	Required Identifier	What do I put in this field?
Beef and Dairy Beef Steers	Tag	5-digit County Tag
Commercial and Market Heifers	Tag	5-digit County Tag
Beef Cow-Calf Pair	Tag	Calf's tag
Beef Feeder Calves	Tag	5-digit County Tag
Beef Registered Heifers	Tattoo	Tattoo
Dairy Feeder Steers	Tag	5-digit County Tag
Dairy Cattle Females	Animal Name	Animal's name
Dairy Goat Females	Tattoo	Tattoo
Dairy Goat Wethers	Tattoo	Tattoo or NA (if not applicable)
Meat Goats	Tattoo	Tattoo or NA (if not applicable)
Pygmy Goats	Tattoo	Tattoo, Microchip, or Scrapie ID
Horse and Pony	Animal Name	Animal's name
Llama and Alpaca	Animal Name	Animal's name
Sheep	Tag	5-digit County Tag or Scrapie ID (commercial ewes) or registration number (breeding ewes)
Swine Barrows	Tattoo	Earnotch (Pig's Right Ear-Pig's Left Ear)
Swine Gilts	Tattoo	Earnotch (Pig's Right Ear-Pig's Left Ear)

9. Read the on-screen instructions for Animal ID requirements for County Fair and Indiana State Fair Exhibition.
10. Click on the button "Show Questions" after reading the instructions
11. Required fields are indicated, but be sure to complete all other visible fields as applicable.
12. Click next once completed.
13. Upload any files if required or necessary for the particular Animal type.
14. Click next once completed.
15. Review the entered information. Use the Back button at the bottom of the page to return to the previous screen to make corrections if needed.
16. Once the entered information is correct and reviewed, click the Submit button.
17. The animal information will display on the screen with the status, created, modified, and submitted date and time stamp (local time). You will also receive a confirmation email upon submission.
18. To add more animals for the same member repeat steps 3-17. To add animals for another member return to the Member List and View another member.

****Note**** Members are able to edit Animal ID information until the species specific Animal ID deadline of **May 15th**. Click on the Animals tab from your account at any time to view the status for all of the animals for a member in the family.

Family Enrollment of Animals

Animals are automatically co-enrolled within the same family (Siblings and step-siblings). The animals may be identified under a single 4-H member in 4-H Online and be exhibited by a different sibling listed in the same family profile. **With this capability in 4-H Online, animals do not need to be entered under each 4-H member in the family.** The exhibit management program will allow a member to select to exhibit any animal identified by the family in 4-H Online. It is suggested that at least 1 animal be identified by each member enrolled in the project.

2021 Schedule for Vanderburgh Co. 4-H Animal Shows

	Sunday	Monday	Tuesday	Wednesday	Thursday	Friday	Saturday
Show Barn	9:00 am Swine	8:00 am Pygmy Goat	8:00 am Meat Goats 11:00 am Dairy Goat	9:00 am Dairy	8:00 am Beef 12:00 pm Sheep	8:00 am Supreme Showmanship Large and Small 1:00 pm Auction	
Small Animal Barn			8:00 am Rabbit	8:00 am Poultry			
H&P Arena			9:00 am H&P English	9:00 am H&P Halter/Western	9:00 am H&P Speed		
Industrial Building				10:00 am Llama/Alpaca			
Dog Arena		8:00 am Dog Obedience	5:00 pm Dog Agility				
Auditorium							8:30 am Cat Show

Please note:

Despite many unknowns related to COVID-19, the 4-H Council and Livestock Committee, in conjunction with the Fair Association, have been working very diligently to provide 4-H families with a safe, positive experience in showing animals. Our goal is to host 4-H shows earlier in the day to reduce exposure to the general public and keep our 4-H members safe. As we get closer to fair time, we will be providing more details including check in/check out times for animals and guidelines for shows. Please know we are committed to our 4-H members and want to provide all of you with the safest, best experience possible within the parameters of the pandemic. Thank you for your flexibility and patience as we work through all the logistics to safely hosting animal shows.