

## Southern Indiana 4-H Camp Registration Instructions

Now accepting camp applications! All campers planning to attend Area 2 4-H Camp should complete the Registration in 4HOnline **no later than May 1**. The member must be in active status in 4HOnline prior to completing the registration procedures. Contact your county office with any questions.

### Registration Procedures

Youth with existing Member profiles in 4HOnline must complete the instructions below to register for the camp.

1. Log in to 4HOnline with your Family Account at <https://in.4honline.com>
2. Click the large, orange "Continue to Family" button.

A large orange button with the text "Continue to Family" and a white play button icon.

3. Below the Member/Volunteer List, find the 'Register a Member for an Event' box

Member/Volunteer List						
	Name	Role	Membership ID	Enrollment Status	Last Active Year	Edit
1)	Darrell Blomeke	Youth	810871	Active	2014-2015	<input type="button" value="Edit"/>
▶ Event Registrations 10/01/2014-09/30/2015						
2)	Jimmy Blomeke	Youth	829952	Active	2014-2015	<input type="button" value="Edit"/>
3)	Joel Blomeke	Youth	811106	Active	2014-2015	<input type="button" value="Edit"/>
4)	Kelsey Blomeke	Youth	810629	Active	2014-2015	<input type="button" value="Edit"/>
5)	Kyle Blomeke	Youth	810861	Active	2014-2015	<input type="button" value="Edit"/>
6)	Natalie Blomeke	Youth	829966	Active	2014-2015	<input type="button" value="Edit"/>
7)	Phil Blomeke	Contact		Active		<input type="button" value="Edit"/>
8)	Samantha Blomeke	Youth	811105	Active	2014-2015	<input type="button" value="Edit"/>
9)	Sidney Blomeke	Youth	812932	Active	2014-2015	<input type="button" value="Edit"/>
▶ Event Registrations 10/01/2014-09/30/2015						

#### Member Reports

Member:

Report:

#### Register A Member In An Event

Member:

Event:

4. Select your name from the Member menu
5. Select 'Southern Indiana 4-H Camp' for the current year from the list of events

## Southern Indiana 4-H Camp Registration

- Click the 'Register' button to complete the online registration form.

**Register A Member In An Event**

Member: Blomeke, Phil

Event: State Youth Staff Conference

**Files to Download**

there are no files to download for this event

**Registration Types**

Title	Description	Worksheet	Register
Extension Staff (enrolled in 4HOnline as Contact)		<a href="#">Worksheet</a>	<a href="#">Register</a>

- Questions with bold headings require a response. All other questions are optional.
- Click continue at the bottom of the page
- Click 'Check Out' at the bottom of the page

Logged in as Blomeke, Phil [9 County] [Home](#) | [My Member List](#)

Entry **Cart** Payment Confirm Finish

**Cart** State Youth Staff Conference

You are not finished yet! You will need to confirm in the upcoming steps.

REGISTRATION INFORMATION		
Event	Registrant Type	Registration Fee
State Youth Staff Conference	Extension Staff (enrolled in 4HOnline as Contact)	\$0.00


ENTRIES			
Modify	Entry #	Item/Description	Amount
<a href="#">Edit</a>	2760	Entry Fee	\$0.00

[<< Previous](#) [Delete Cart](#) [Check Out >>](#)

- Enter Payment Method

- Be sure to enter the appropriate Coupon Code.
- If paying with cash or check, make sure "County/ Club 4-H Check" is marked and click "Continue"

If you selected to pay by credit card, your card will be charged when your local Purdue Extension Office reviews and accepts the member's enrollment record.


[Add New Credit Card](#)  You will be redirected to TouchNet Payment Services, the payment gateway used by "Indiana 4-H Youth Development". You are only adding your card as a payment option, NO charges will be made at this point.

Pay with an existing card	Credit Card No.	Cardholder Name	Card Added
<b>Pay using a non-electronic method</b>			
<input checked="" type="radio"/>	County/Club 4H Check		

[Change Billing Address](#)


## Southern Indiana 4-H Camp Registration

- If paying with credit card, click the orange “Add New Credit Card” button.

**Add New Credit Card**  You will be redirected to TouchNet Payment Services, the payment gateway used by "Indiana 4-H Youth Development". You are only adding your card as a payment option, NO charges will be made at this point.

Click the “Select a Payment Method” drop down, and complete the prompts to enter your credit card in the processing portal.

Once you return to 4HOnline, ensure your credit card is selected and click “Continue”.



**PURDUE EXTENSION**

Payment Information

\* Indicates required information

\* Payment method: Select a Payment Method

DISCOVER AMERICAN EXPRESS iCard MASTERCARD VISA


Return Policy Agreement

There are no refunds on the State Program fee.  
By clicking Continue, I agree to the above Return Policy

Cancel this payment transaction. **Continue**

11. Check the box for Pay By Terms and Conditions and click the ‘Confirm Order’ button.

Your registration is not complete until you click 'Confirm Order'.

Review Order				
ENTRY	TYPE	STATUS	AMOUNT	
 Print Entry	Phil Blomeke Extension Staff (enrolled in 4HOnline as Contact)	Incomplete	\$0.00	
			<b>REGISTRATION FEE</b>	\$0.00
			<b>ORDER TOTAL</b>	\$0.00

Payments will remain 'Pending' until Checks are received or Credit Cards and eChecks are approved.

BILL NAME	METHOD	NUMBER	STATUS	AMOUNT
Blomeke Family	4H Check		Pending	\$0.00

By checking this box, you signify you have reviewed, understand, meet and agree to the Pay By Computer Terms and Conditions.

**Confirm Order**

12. You may print your Registration Confirmation for your own records.
13. If you need to make any changes or cancellations to your registrations after confirming your order, please contact your county Purdue Extension office with changes.