

Winter Edition

Dec. 2022—Feb. 2023



JOHNSON COUNTY EXTENSION HOMEMAKERS

Bits and Pieces

“Looking toward the future!”

Johnson County Extension Homemakers Executive Board
Invites ALL Johnson County Extension Homemakers to:

The County President's Holiday Luncheon
Thursday, December 8, 2022 starting at 11:30 am

The location is the Purdue Extension Office Ed Room

Please bring a covered dish to share
and a desert if you like!

Bring your favorite Christmas table setting; plate, mug, and silverware. We will provide main dish, drinks and paper goods. *Bring a "White Elephant Gift"* to exchange (your gift should be something you already have. Please wrap the gift and put your name inside of the package.)

We need to know how many will be attend!!! So please
RSVP by phone (317) 736-3724 to the Extension Office
or by email to cook334@purdue.edu. by Dec 5th.

Educator Update:

Hi everyone! Hope you all are doing well and getting geared up for the Holidays. We had a wonderful Holiday Happenings Program. Special thank you to Gingham Homemakers for providing our delicious meal and to Trafalgar Homemakers for their décor creativity. Thank you all for attending, it was a fun festive evening for sure! Maybe you will have a festive charcuterie board at your upcoming get-togethers!

With the holidays coming up and we are going to be shopping more, I thought I would include some ideas for curbing our urge to splurge tips. Sadly, we are experiencing inflation with so many things so we have to be more aware of our spending habits. Need to stretch our dollars as much as possible. Do you know your spending leaks??

Happy Holidays!

Amanda

Amanda Veenhuizen, HHS Extension Educator
Purdue Extension Johnson County (317) 736- 3724

Curb Your Urge to Splurge 2022: Spending Leaks

Yowzah! Where did my money go?

My goodness, these sales are really testing my resolve to Curb the Urge to Splurge this holiday season. Are you tempted to pick up that adorable ornament that is 60% off this week? I know I was! And that's just what retailers are hoping we will do, fill our carts and shopping bags with a lot of little inexpensive items that seem like they won't deflate our budget too much, and yet they do! These are known as *spending leaks* and they can drain any size bank account if they are not monitored on a constant basis.



All the things we don't need can fall into the spending leak category. If spending less this season is truly your goal, then be diligent about controlling your spending leaks. Spending leaks are different for everyone but here are some common holiday shopping spending leaks:

- Stocking stuffers
- Extra groceries
- "Just in case" items
- Earnings store rewards, and spending store rewards
- Toys to entertain kids while shopping
- Specials deals on the end cap of the aisle
- Snacks purchased while shopping (a soft pretzel is hard to resist)
- Holiday clothing for that 1-time event
- Gifts for people that weren't originally on your list (manicurist, stylist, hostess)
- Decorations
- Special family portrait cards
- New recipes with expensive ingredients
- Supplies for DIY gifts that don't get finished
- Great bargains on things that are perfect for ME!
- Holiday fund raisers
- Gas for extra trips to the store or mall

What are your spending leaks?

If you spent \$5 on each of these without budgeting, you would have spent a total of \$80 on unplanned expenses. You can see how spending leaks can get out of control.

A great way to keep your spending leaks in check is to review your cart full of purchases before checking out. Compare what's in your cart to what is on your list. Put back items not on your list. Evaluate each item you are about to purchase by asking "Is this a need or a want? What could I do instead of purchasing this? Could I borrow this item from someone? Will I still want this in 48 hours? Also, keep reminding yourself of your financial goal of not over spending. Plugging up the shopping leaks may not sound like fun, but having that money in your bank account will be worth it!

Interested in more information like this? Sign up for this email program at: <https://puext.in/CurbYourSplurge>

Source: *Curb Your Urge to Splurge Program*

Greetings and Happy Holidays to everyone!

A Letter from the County President



My friends,

WOW time is going so fast. On September 21st we had our Achievement program and it was a success thanks to Rita Tapp and Nimble Thimble Club. We all achieved making our own Pumpkins out of rolls of toilet paper. The program was a very good presentation with the video the included so much of what our clubs and county did last year.

October 6th was the Lunch and Learn program, we had 23 people attend. We learn about Quick and Easy Meals. Our own educator Amanda took us Back to Nature.

A very big thank you to Bev, Lora Lee and Cathy for a very big success this year at the Fall Craft Fair. They put a table up for Rita (Volunteer Community Support Chairperson). Rita is selling Christmas Trees she is making out of English Paper Piecing to raise funds for the IEHA, Purdue Cancer Research Endowment fund.

I believe all of the Johnson County Extension Homemaker clubs have been making hearts for "Spreading Kindness". They are taking hearts to nursing homes, fire stations, as well we handed out 160 + hearts at the Fall Craft Fair.

We did good "DEEDs" in October for the fire stations of Johnson County because we wanted to show our appreciation during "Fire Prevention" month.

We began November with the Holiday Happenings at Rocklane Christian Church. On November 1st. The Charcutier Board lesson, the crafts and the traditional ham dinner was a success! Thank you Amanda, Gingham, and Trafalgar clubs for your hard work. A Big Thank You to Cathy for coordinating the evening and Becky for overseeing a great meal, we had nearly 70 people come. The crafts were from 1981. Trafalgar showed some of the different crafts ideas, and every person received a gift bag with 3 crafts to take home and make. Have you made your crafts yet? That night we collected food for the Interchurch Food Pantry of Johnson County. We collected 579 lbs. which filled the van for the pantry. Mr. Phillips presented a you tube video and he spoke about the pantry as well.

All that is left this year "2022" is our holiday lunch on December 8th. It will be at the extension office at 11:30 am. Penny B. is making Pull Pork for us. Everyone is asked to will provide a covered dish. Bring your White Elephant and come prepared to have a great time. I hope everyone will attend.

I want to wish you a Merry Christmas and a Happy New Year. See you soon!

Dee Kirkham, President,
Johnson County Extension Homemakers



Scholarship Information For 2023

From Indiana Extension Homemakers Association &
Johnson County Extension Homemakers Association



Ruth B. Sayre Scholarship Information

The Ruth B. Sayre Scholarship is a memorial scholarship of \$500 offered for the purpose of fostering educational development of women.

Country Women's Council-USA sponsors the scholarship. IEHA is a member of CWC. IEHA will only sponsor the applications of Indiana residents.

Due by March 1st

See the IEHA website <https://ieha-families.org/forms-and-applications/scholarships/>

Scholarships available from the IEHA

Career Advancement Scholarship Form

Eight (8) \$750 Scholarships will be given. One (1) as the Eleanor Arnold Award to an IEHA member, one (1) as the Ann Hancock Award to a degree in the medical profession, and six (6) random scholarships.

Read and follow the instructions for completing the application. Applications that are incomplete or that have missing information will not be considered. Scholarships are usually granted for Undergraduate degrees rather than Masters degrees. Scholarships will be awarded with regard to financial need. Former winners may reapply.

Due March 15th

See the IEHA website <https://ieha-families.org/forms-and-applications/scholarships/>

Steps to Success Scholarship from Indiana Extension Homemakers Association

SCHOLARSHIP GUIDELINES

1. Applicant must be a resident of the State of Indiana.
2. Applicant must be admitted or be enrolled in an accredited college or university or an accredited vocational or technical program. This should be a two-year program earning an industry certification in the chosen field.
3. Vocational and technical scholarship applicants must include a letter from school advisor stating that candidate is on track for graduation.
4. Attach the following to completed application:
 - a. Two (2) character reference letters from persons not related to you.
 - b. Official High School transcript of courses completed, including GPA and class rank.
 - c. A copy of the College/School acceptance letter, if courses have not started.
 - d. A copy of acceptance letter to an accredited vocational/technical school.
 - e. A letter of recommendation from your primary technical instructor or director.

f. A 500-word essay describing the life skills applicant has developed through high school and community involvement. Include educational background, financial need, volunteer or community service activities and how applicant would benefit from this scholarship.
5. Applications must be postmarked by MAY 1 to be considered. Applications postmarked after May 1 will not be considered.

Five (5) \$500.00 scholarships will be given:

Four (4) to an applicant admitted to or enrolled in a state accredited college or university and one (1) to a state accredited vocational and technical program.

See the IEHA website <https://ieha-families.org/forms-and-applications/scholarships/>



Volunteer Community Support Report

Well, here we are well into November and have you had any volunteer hours to record? Have you made any of the “Scatter Kindness” hearts? Count your time! Have you donated snacks to the local fire stations? Count your time and money you spent! Did you attend a “Lunch and Learn” program? Count your time! Record this on page 42 of your program book or at your meetings. Thanks!

The selling of my English Paper Piecing Christmas tree ornaments for the Cancer Research program has been a HUGH success! It’s been so good that it’s difficult to keep up!! Thanks to everyone for their purchases. I do still have some available for purchase if you are interested the ornaments are \$5.00 each. They make great inserts into a special Christmas card. I’ll announce my total amount collected after the holidays.

Please continue to support this program and give generously for Cancer Research!

Thank you, Rita Tapp, Volunteer Community Support Chair

Do you have projects that need finished?

The “**Chicks that Stitch**” Club is moving their meetings to the Purdue Extension Office starting January 10th. They will meet in the Education Room from 1-4 pm the 2nd Tuesday of each month. The Chicks come together to work on their own unfinished projects! So consider joining them for visit to work on unfinished projects, visits, discuss local up coming events and so much more. *So save the Date! January 10, 2023 from 1 to 4 pm!*

Johnson County Extension Homemakers Memorial Scholarship 2023

APPLICANT CRITERIA:

Applicant must be a senior attending a Johnson County High School or be a Johnson County Home School Senior. Applicant must have been accepted into a college, university, or technical/trade school.

All applicants must submit a two-page essay regarding their current high-school involvement / leadership roles and future educational goals and plans. Please include who, if any Johnson County Extension homemaker, has influenced and/or encouraged him/her to apply for this scholarship.

If there is a tie in the judging process, the applicants involved will be interviewed by 2 or more Johnson County Extension Homemakers.

INSTRUCTIONS FOR COMPLETING APPLICATION:

Attach the following to the application:

A copy of your essay

High school transcript

Acceptance letter to college/university/technical/trade school

***Note that applications that are incomplete or have missing information will not be considered.*

The application must be signed by your Guidance Counselor or FCCLA adult sponsor (if applicable). Application packet must be mailed or emailed by April 1, 2023. Mailing address is: Cathy Cook, Johnson County Extension Homemakers, 484 N. Morton Street, Franklin, IN 46131

CRITERIA FOR JUDGING OF ESSAY

Your essay must be two pages, single spaced, 12-point font, Times New Roman, and answer the following:

How are you currently involved at school? Explain your school's role in developing leadership and life skills necessary for a successful future.

Outline the career path you have chosen. If you have decided to pursue a Health and Human Services / Family and Consumer Sciences career, are you a FCCLA member?

Share your future educational goals and plans and why they are important to you.

If an interview is needed the following criteria will be considered in the interview:

Does the interviewee present themselves in a professional manner?

Does the interviewee make eye contact and answer all questions thoroughly?

Is the interviewee able to explain their future educational goals?

Is Health and Human Sciences/Family Consumer Sciences going to influence their future?

The winner of this scholarship will be notified By May 1, 2023 via phone call and e-mail. One scholarship award of \$500 will be awarded.

Johnson County Extension Homemakers Memorial Scholarship Application 2023

Applicant's Name: _____

Address: _____

City: _____ State: _____ Zip: _____

Phone: (____)-_____ Age: _____

High School & Expected Graduation Date: _____

Is high school transcript attached? (yes or no) _____

Name of the school you plan to attend: _____

Is your college acceptance letter attached? (yes or no) _____

Degree Sought: _____

Applicant Signature: _____

Date: _____

Printed Name _____

Signature: _____ Date _____


Guidance Counselor OR FCCLA Adult Sponsor's

Johnson County Extension Homemakers use only

Date received _____

Received by _____

Bits and Pieces Publication Reminder



2023

Any Johnson Co Extension Homemaker or any Club may use the newsletter to publicize EH activities or educational opportunities. Please submit your information to Cathy Cook by email at: cook334@purdue.org or you may also drop off your article to the Extension Office on or before the issue's Deadline.

2023 Newsletter Deadline

February 15- Spring Mar/ May

May 15-Summer June/August

August 15– Fall September /November

November 15– Winter December / February

FOOD SAFETY TIPS FOR THE HOLIDAYS

The Holidays are just around the corner with package deliveries at our door and longer lines in the grocery store. As the holiday festivities approach, we need to keep in mind some basic food safety tips to keep everyone safe.

Defrost Carefully Do not allow food to defrost at room temperature. Defrost food in the refrigerator, microwave, or in cool water that is changed every 30 minutes.

Wash Hands Before, During and After Food Preparation. Wash hands in soap and warm water for at least 20 seconds.

Keep kitchen surfaces clean using hot soapy water to wash all surfaces

Use Two Cutting Boards, one for raw meats and poultry and another one for fruits and vegetables.

Never leave the stove unattended, turn off the burners if you leave the kitchen. Keep pot holders and flammable items away from the stove. Install a smoke alarm on every level of the home.

Use caution when handling hot liquids and foods, as steam or splashes can cause serious burns.

Use Different Utensils to taste, stir and serve food.

Resist the temptation to eat any food containing raw eggs, especially cookie dough.

Buy and use a food thermometer to determine the doneness of food. Poultry should be cooked to at least 165 F

Keep hot foods HOT (140 F or warmer) using chafing dishes or crock pots and cold foods COLD (40 F or colder) using ice trays.

Refrigerate and/or freeze food within two hours of serving to prevent the growth of harmful bacteria that can lead to food poisoning. Store food in shallow containers. Use cooked leftovers stored in the refrigerator within four days. Frozen leftovers are safe to consume for two to six months.

Remember to take time to enjoy the Holidays and make new memories with your friends and family.

Submitted by Donna McElwain

Pumpkin Pecan Bread Pudding with Caramel Sauce **Submitted by: *Margaret (Margie) Cretney May***



8 c bread, cubed (1 lb. day old bread)	1 t. cinnamon
4 eggs	1 t. vanilla
15 oz. can pumpkin puree	1 c. unsalted butter, melted
1 c. heavy cream	1 c. heavy cream
1 c. half & half	1 c. brown sugar
1 c. + 2 T. sugar	
1 T. pumpkin pie spice	
½ c. golden raisins	
½ c. pecans, coarsely chopped	

Spray a 9x13 baking dish with cooking spray. In a large bowl, whisk together eggs, 1 c. heavy cream, half & half, pumpkin puree, pumpkin spice, and 1 c. of sugar. Stir in the raisins, then gently fold in the bread cubes. Pour into the prepared pan. In a small bowl, stir together 2 T. sugar and cinnamon. Sprinkle on top of bread pudding, cover loosely with buttered foil. Bake in preheated 350° oven for 20 min. Remove foil, sprinkle with pecans and bake until the top is golden, and the center is set, 20 to 25 min longer. While bread pudding is baking, make the caramel sauce. In a heavy saucepan over medium low heat, stir together the butter, heavy cream, and brown sugar; bring to a boil. Reduce heat to low, simmer until the sauce thickens, for about 5 min. Pour over bread pudding to serve.

A Special Thank you to all who provided gratitude to the Local Fire Departments in October as a way of doing Good "DEEds" to celebration Fire Preventions month.

Busy Bees Card and Craft Club

Greenwood Fire Station #94

October 19 was our meeting night, since it was October it was Fire Prevention month. Station #94 wanted to do a training lesson for us. We had several things going on, so we decided to postpone the training lesson until after the first of the new year. We took was cookies, chips, & granola bars. We also filled a pumpkin full of Halloween candy. We donated stuff animals for them everything from lions and tigers and bears... O My...we also threw in these; unicorn, monkey, penguin and dinosaur. The firemen wanted to have their picture taken with the stuff toys. Left to right Andrew, Hoover, Tony Garcia, Alex Vinne and Captain Sipes. These firemen did say they would store the stuffed animals in Ziploc bags to keep them clean and dry. Tony Garcia and Captain Sipes are pictured with the snacks that we provided.



Chicks that Stitch Club

We called White River Fire Dept. 53 and made an appointment to deliver the snacks. We scheduled the delivery for October 25...but we did not know the fire station had moved. We went to the old station on 850 Mullinix Rd and read the notice on the door -they had moved. So we drove to 366 N Morgantown Rd to the new station and found the firemen!

We delivered the snacks to Captain Matthew Whalbring and Dale Saueier, they were very grateful to the Chicks that Stitch Club. They thanked us for thinking of them.



Homecrafters Giving In Appreciation of our Firefighters

In October, members of the Homecrafters Club donated snacks for some of our local Fire Stations.

We collected enough to fill four large boxes, and then some of our members (Punky Corbin, Linda Shaw, Linda Talley, and Rita Tapp) represented our Club to deliver them to the firehouses. We had a good time preparing and delivering our “Appreciation Boxes” and interacting with our firefighters, who seemed to enjoy receiving them.

We delivered to: Greenwood Fire Station 92 White River Township Fire Station 51
White River Township Fire Station 53 Whiteland Fire Department

Representatives from each of the 4 stations were kind enough to join us for pictures.



Chat-N-Do

On Oct. 25th, Sue Morris on behalf of Chat-N-Do Homemakers club, delivered a gift card from Kroger Grocery Store to the White River Twp. Fire Dept. Station 52. We felt that rather than deliver snacks we would give them money to go purchase groceries. Each shift prepares meals for the workers and they pay \$12.00 per day for the meal. Per their request we gave the gift card.. They really appreciated the opportunity to restock their pantry.



GINGHAM HOMEMAKERS MAKE DELIVERIES IN GREENWOOD!

“Gingham Homemakers made deliveries to two Greenwood Fire Stations. They took snacks for the firefighters and stuffed animals for them to give to children in emergency situations.”



Nimble Thimble - Fire Department Appreciation -

Linda Taylor and Carmen Hacker delivered snacks to 2 fire departments in Franklin, for Nimble Thimbles. We went to two of the fire stations in Franklin and no one was around so we went to the fire station out by the interstate and all the firemen were there because they had gotten a new fire engine, so they were going over the new fire truck to learn where everything goes. They were very nice and was glad to receive the snacks. Snacks were for Franklin Fire Houses 21 and 22



Providence Homemakers gives to Bargersville's FD:

Providence Homemakers in October delivered snacks and stuffed animals to Bargersville Station 201 to show their appreciation for the outstanding service this station does for the Bargersville community.




Trafalgar Homemakers showing appreciation to the Fire Department:


Trafalgar Homemakers- delivered snack and Stuffed Animals to Trafalgar Volunteer Fire Dept. Nineveh Twp Volunteer Fire Dept. and to Edinburg Fire Department during the month of October in appreciation of their service to our communities.



Creative Circle Homemakers



Here are photos of our celebration of our Local Heroes at the Bargersville Fire Station 201. Creative Circle Home Extension Club showed their appreciation to the three shifts at the Bargersville Fire Station 201 with snacks, stuffed animals, and Scattered Hearts of Kindness on October 31st, November 1st & 2nd. The Firemen eagerly agreed to carry the snack bags, and take part in capturing the moment in photos. They are our Local Heroes! I have attached photos of us with the Firemen and the stuffed animals, Scattered Kindness hearts. Audry, Creative Circle Homemakers



Recipes submitted by: Chef Margie May

Crispy Herb Chicken

2/3 cup instant potato flakes
1/4 cup grated Parmesan cheese
2 tsp. parsley flakes
1/2 tsp. onion powder
1 whole chicken, quartered or
boneless chicken breasts rinsed
and patted dry

1/4 tsp. garlic salt
1/8 tsp. paprika
dash black pepper
1/3 cup margarine, melted

Heat oven to 375°. Grease or line with foil a 15"x10" jellyroll pan or 9"x13" pan. In a medium bowl, combine potato flakes, Parmesan cheese, parsley flakes, onion powder, garlic salt, paprika and pepper. Stir until well mixed. Dip chicken pieces in margarine or spray with PAM and roll in potato flake mixture. Place on baking pan. Bake at 375° for 60 minutes or until done.

Chocolate Eggnog

3 cups dairy eggnog
1 cup chocolate milk
1/2 cup Creme de Cocoa

1 cup whipping cream
Brandy 1/2 oz. per serving

Mix all ingredients and chill.

1 cup whipping cream, whipped & Small amount good chocolate
When serving, top with dollops of whipped cream and shaved chocolate.



Sausage Balls

3 cups Bisquick baking mix
1 lb. hot sausage
10 oz. grated sharp cheddar cheese

Mix all ingredients together thoroughly with clean hands. Shape into walnut size balls. Bake on cookie sheet at 350° for 25 minutes until golden brown. Serve warm.

Pecan-Cheese Log

1/2 cup chopped pecans
2 Tbsp chopped sweet red pepper
2 cups (8 oz) shredded cheddar cheese
1/2 tsp. golden Worcestershire sauce
1/2 (0.6 oz) envelope Italian salad dressing mix

1/2 tsp margarine
1-8 oz pkg. cream cheese
2 Tbsp chopped green onions
Dash red pepper

Spread pecans in a pie plate. Microwave on high uncovered 3-4 min or until lightly toasted. Set aside. Combine peppers, onions and butter in glass dish & cover. Microwave on high 45 sec. to 1 min. or until tender crisp. Drain. Set aside.


Microwave cream cheese 45 sec. on high. Add vegetables, cheddar cheese, salad dressing mix, Worcestershire sauce and red pepper and until blended. Shape into 11" roll. Roll in nuts. Cover & chill.

LOOKING BACK IN TIME-by Shirley Kirkham

This was taken out of the Program Book of Johnson County Home Economics Club – 1946

We the members of Johnson County Home Economics Club...

Now the Johnson County Extension Homemakers Clubs,
Do hereby promise to attend all regular club meetings, so far
As is possible, to take responsibilities given us by the officers,
To study together to make our homes better place in which,
To live; to serve our community by helping those not
In our club by passing on our information; to create
Better and finer community understanding and feelings
By promoting more wholesome recreation and intelligent
living. We believe in our homemakers' work and
because of this, deem it our duty and privilege to reach
as many with this same spirit of service.



Taken from the 1950 Johnson County Home Economics Club Program Book-

WHICH ARE YOU?

Are you an active member, The Kind that would be missed?
Or are you contented that your name is on the list.
Do you attend the meetings, and mingle with flock?
Or do you stay at home, and criticize and knock?
Do you take an active part, and help the work along?
Or are you satisfied to be, the kind that just belong
Do you ever go to visit a member that is sick?
Or leave the work to just a few, and talk about clique?
There is quite a schedule that I'm sure you've heard bout,
And we'll appreciate it if you, too, will come and help us out.
So come to the meetings often, and help with mind and heat,
Don't just be a member, but take an active part.
Think this over, members, you know right from wrong,
Are YOU an active member, or do you just belong?

By: Shirley Kirkham

Are you looking for a fun DIY project, then this might be for you!!!

IEHA Home and Family Conference 2023 Cultural Arts Special Project Announced!

– Fairy Gardens–

For June 2023 FYI -Johnson County will hold our cultural arts contest at our 2023 May Day Program. We will select one winner from Johnson County for the Special Project as well as the one overall winner from the other categories; Quilts, needlework, crocheting/ knitting, crafts/miscellaneous.

Reminder, the Cultural Arts special project for 2023 the fairy garden must not be larger than 18x18x18 inches in size.



**JOHNSON COUNTY EXTENSION
HOMEMAKERS**

Cooperative Extension Service
Purdue University
U. S. Department of Agriculture
Johnson County Extension Office
484 N. Morton Street
Franklin, IN 46131

FOR OFFICIAL USE ONLY

NON-PROFIT ORG.
U.S. POSTAGE
PAID
FRANKLIN, INDIANA
PERMIT NO. 292



Need to change this!!!! Calendar of Up Coming Events.....

December 2022

- 8 Johnson County President's Council Holiday Lunch 11:30 am– Education Rm Extension Office
- 22-26 Extension Office Closed Christmas Holiday (Our office is closing on the 22nd at 12noon)

January 2023

Happy New Year– Office closed January 2nd

February 2023

- 9 Executive Board Meeting 5:00 pm
- 9 Pres. Council Meeting 6:30 pm
- 15 Bits & Pieces articles due at Extension Office
- 20 President's Day –Office Closed

MARCH 2023

- 1 Deadline to send in names of new club officers
- 4 Johnson Co Spring Craft Fair, 9:00 a.m. to 3:00 p.m., Scott Hall
- 24 IEHA Spring District Meeting – Hendricks County

APRIL 2023 Do a good DEEd for Law Enforcement Departments in Johnson County

- 13 Executive Board Meeting 5:00 pm
- 13 Pres. Council Meeting 6:30 pm
- 14-15 First Book Garage Sale
- 19 Backyard Bonanza 6:00pm reg & 6:30 pm Program