

Jennings County



Mini 4-H Handbook

Purdue Extension – Jennings County

P.O. Box 365; 200 E Brown St
Vernon, IN 47282

Phone: (812) 352-3033

Fax: (812) 352-3040

www.extension.purdue.edu/jennings/

Hours:

Monday – Friday

8:00 am – 4:00 pm

Closed County Holidays

Melessa Wiesehan

Extension Educator – 4-H Youth Development

mwieseha@purdue.edu

PURDUE EXTENSION

Table of Contents

What is 4-H.....	3
Welcome to Mini 4-H	4
General Mini 4-H Rules	5
Mini 4-H Non-Competitive Policy	5
4-H Clubs.....	6
Mini 4-H Day Camp	6
Safety Policy for Mini 4-H Members.....	7
Mini 4-H Livestock Exhibits.....	8
Mini 4-H Project Exhibit Options	9
Need Help?.....	10
Mini 4-H Record Sheet	11



PURDUE
UNIVERSITY®

Extension
JENNINGS COUNTY

It is the policy of the Purdue University Cooperative Extension Service that all persons have equal opportunity and access to its educational programs, services, activities, and facilities without regard to race, religion, color, sex, age, national origin or ancestry, marital status, parental status, sexual orientation, disability or status as a veteran. Purdue University is an Affirmative Action institution. This material may be available in alternative formats.

What is 4-H

The Indiana 4-H Program Philosophy

The Indiana 4-H Youth Development program serves the youth of Indiana by providing a strong educational youth development program. This program delivers educational experiences in a variety of settings. Caring, capable and contributing adults assist in the 4-H program as role models for youth. The rich heritage of the 4-H Program is one to be valued and passed along to future generations.

The Indiana 4-H Youth Policies and Procedures Handbook includes certain standards and guidelines to assure that 4-H is a positive youth development program. County 4-H policy is guided by the county 4-H policy making or governing board (i.e., 4-H Council) as provided by the County Extension Board. Legal authority for the 4-H Program rests with the Director of the Cooperative Extension Service at Purdue University. No county 4-H policy may conflict with state 4-H policy or with federal guidelines and requirements.

Deadlines for county and state participation should be carefully constructed so as to encourage rather than to discourage participation. Such deadlines should be well published. Members not complying with established and published dates and deadlines for exhibition may be denied the opportunity to exhibit.

It is the policy of 4-H to be an inclusive organization. No county policy or practice should be used to arbitrarily exclude youth from either membership or participation. Youth should participate in 4-H Youth Development opportunities at levels and times that best suit the youth's development and support family involvement.

4-H Mission and Vision

4-H Mission: The Indiana 4-H Youth Development mission is to provide real-life educational opportunities that develop young people who positively impact their community and world.

4-H Vision: Indiana 4-H Youth Development strives to be the premier, community-based program empowering young people to reach their full potential.

MOTTO: "To Make The Best Better"

EMBLEM: The 4-H Emblem is the four-leaf clover with the letter "H" on each leaf. The "H" stands for Head, Heart, Hands and Health.

COLORS: The 4-H Colors are green and white. Green symbolizes nature's most common color and represents life, springtime, and youth. White symbolizes purity.

4-H PLEDGE:

I pledge:

My head to clearer thinking

My heart to greater loyalty

My hands to larger service, and

My health to better living

For my club, my community, my country and my world.

Welcome to Mini 4-H

Jennings County Mini 4-H is a fun and educational program designed to help build self-esteem by providing youth the opportunity to learn and be recognized through non-competitive experiential learning. It also helps develop an interest in continuing into the 4-H Program.

Who can join Mini 4-H?

It is open to any child currently in Kindergarten, 1st or 2nd grades as of January of the enrollment year.

How do I enroll?

Each year Jennings County Mini 4-H members are encouraged to enroll online at <http://v2.4honline.com> by January 15. Mini 4-H members will indicate which projects they want to exhibit at the fair when enrolling online OR on the paper enrollment form. Mini 4-H members may choose as many projects as they would like to exhibit. In May, 4-H members will enter their project information into the Fairentry website prior to the fair. Fairentry instructions will be mailed to all 4-H families.

How much does it cost?

The program fee is \$5. Depending on which projects you choose to take, you might incur other expenses to complete those projects. Mini 4-H'ers will also be invited to attend Mini 4-H Day Camp and the fee for the camp is \$5. Cost should never restrict your participation in 4-H. If you need financial assistance, please contact the Extension Office. All information will be kept confidential.

What do I do after I enroll?

Mini 4-H'ers should work with their parents/guardians on what they would like to exhibit at the fair. A description of exhibit options for each project is located in this handbook. Mini 4-H'ers are encouraged to participate in one of the many Jennings County 4-H Clubs. By participating in a 4-H Club, Mini 4-H'ers will meet new friends and learn many new skills.

What do I do with my exhibits?

Mini 4-H'ers will bring their project exhibit(s) to Mini 4-H project check-in that is held on scheduled evening before the fair starts. Please check the 4-H Newsletter for specific date and time. Each exhibit will be checked-in and evaluated while you wait. All exhibits will receive a ribbon and will be displayed during the fair.

Mini 4-H'ers will pick up their project exhibit(s) during project check-out that is held after the 4-H awards' ceremony. Please check the 4-H newsletter for specific date and time.



General Mini 4-H Rules

1. Online enrollment needs to be completed by January 15.
2. Mini 4-H members must be enrolled in Kindergarten, 1st or 2nd grades by the enrollment deadline of the exhibit year.
3. All Mini 4-H exhibits must have an exhibit tag on the project. Exhibit tags are available at the Extension Office.
4. Mini 4-H posters should be 14 X 22 (this is ½ of a standard poster board), with the exhibit tag placed in the lower right hand corner. They do not need to be covered with plastic or have a stiff backing.
5. Mini 4-H exhibits that are not posters should be no larger than 24" X 24".
6. Mini 4-H members, in grades K through 2, will be allowed to show, work with, or care for animal projects after their parent or legal guardian has signed a liability release. The liability release is located on the 4HOnline enrollment system and the paper enrollment form.

Mini 4-H Non-Competitive Policy

Mini 4-H is a program designed to encourage positive development of children, Kindergarten through second grade. The goal of Mini 4-H is to help young children explore friendships outside the family; explore the way in which things work; practice both small and large muscle control; and think about the ways people work together on projects.

The NON-COMPETITIVE learning environment for Mini 4-H includes:

1. Planned learning activities in which children are invited to be active and explore materials and ideas without the pressure of completing a specific product or exhibit
2. Low adult/leader to child ratio that allows time for adults/leaders to provide individual, positive encouragement and assistance.
3. Simple, interesting activities that are fun.
4. Encouragement of children to participate in a group activity by sharing and or displaying their activity projects.
5. Rewards that are identical and/or ribbons of the same color for everyone.

DO NOT JUDGE projects, but instead discuss them with the child.

NOTE: Purdue University and the Indiana 4-H Youth Development Program do not support, endorse, or encourage 4-H programming for children prior to Kindergarten. 4-H Youth Development Extension staff members and 4-H Volunteers may not offer, or encourage others to offer, programming for children prior to Kindergarten.

Development Extension staff members and 4-H Volunteers may not offer, or encourage others to offer, programming for children prior to Kindergarten.

4-H Clubs

Mini 4-H members are encouraged to participate in one of the many Jennings County 4-H Clubs. By participating in a 4-H Club you will meet new friends and learn many new skills. 4-H Club Leaders are an important part of the 4-H program. They teach team-building and leadership skills as well as inform members about the 4-H program and the projects available to exhibit at the fair.

Some 4-H Clubs are specific to a project, while others are more general in nature. Mini 4-H members may participate in both types of 4-H Clubs. Jennings County 4-H Clubs include:

- ✿ Barefoot Bandits
- ✿ Beef Club
- ✿ JC Riders (horse and pony club)
- ✿ Junior Leaders (open to grades 7-12)
- ✿ Llama Club
- ✿ Muscatatuck Mud Puppies
- ✿ Shining Stars
- ✿ Shooting Sports (open to grades 3-12)
- ✿ Swine Club
- ✿ Tractor Club (open to grades 3-12)
- ✿ Zenas Livewires & Plowboys



Mini 4-H Day Camp

Each summer, usually in May, Mini 4-H members are invited to Mini 4-H Day Camp. The day is packed full of activities, recreation, snacks and projects. Mini 4-H Day Camp is held in the Community Building on the Fairgrounds. One of the focuses of Mini 4-H Day Camp is to help Mini 4-H'ers get acquainted with the Fairgrounds and learn where "safe-spots" are during the County Fair.

Mini 4-H'ers will complete different projects that they may exhibit at the fair. Even if a Mini 4-H'ers did not sign up for that specific project he or she may still bring it to the fair to exhibit.

Watch the 4-H Newsletter for a Mini 4-H Day Camp application. The cost to attend Mini 4-H Day Camp is \$5, but again cost should not keep you from attending.



Safety Policy for Mini 4-H Members

The safety and well-being of our 4-H youth is of the utmost importance. Although kindergarten is specified as the time when a child may begin participation in some 4-H events and activities, parents are encouraged to take into consideration their child's physical and mental development before agreeing to let the child begin to show, work with, or care for animals. Each child matures at a different rate, and children in grades K-2 may still be too young to begin showing, working with, or caring for animals.

The State 4-H Youth Program at Purdue University has agreed to allow Mini 4-H members in grades K-2, to participate in some animal projects subject to certain conditions. These conditions are specified below.


Each county may determine its own NON-COMPETITIVE programs, classes, and participation requirements subject to the following safety guidelines:

"Mini 4-H members, in grades K through 2, will be allowed to show, work with, or care for animal projects after their parent or legal guardian has signed a **liability release**. Mini 4-H members may independently show, work with, or care for animals that weigh 300 pounds or less. Mini 4-H members may only show, work with, or care for animals over 300 pounds when they are assisted by a parent, legal guardian, or another adult designated in writing by parent or legal guardian." (The word assisted means that the adult has control of the animal at all times.) **Mini 4-H members are not required to own the animals they participate with in Mini 4-H. All animals on exhibit should meet the regulations of the Indiana Board of Animal Health Requirements for Exhibition of Domestic Animals in Indiana and meet the vaccination requirements set by Indiana 4-H.**

Mini 4-H members exhibiting horses must wear ASTM or SEI standard F1163 (or above) certified helmets whenever mounted. The parent/guardian is responsible to see that this specified headgear is properly fitted with the approved harness in place and fastened whenever a rider is mounted.

If the guidelines stated in this policy are not followed for a particular event or activity, then such event or activity shall not be considered to be a 4-H event or activity and shall not be under the auspices of Extension 4-H Educators or covered by Purdue University.

NOTE: Purdue University and the Indiana 4-H Youth Development Program do not support, endorse, or encourage 4-H programming for children prior to Kindergarten. 4-H Youth Development Extension staff members and 4-H Volunteers may not offer, or encourage others to offer, programming for children prior to Kindergarten.



Mini 4-H Livestock Exhibits



Mini 4-H'ers may participate in a showmanship class for each of the animal projects which includes:

- | | | |
|---------|-------------------|-----------|
| ☘ Beef | ☘ Goat | ☘ Poultry |
| ☘ Cat | ☘ Horse &
Pony | ☘ Rabbit |
| ☘ Dairy | ☘ Lama | ☘ Sheep |
| | | ☘ Swine |

The safety of the Mini 4-H'er is of the utmost importance. Parents are reminded to take into consideration their child's physical and mental development before agreeing to let the child begin to show, work with, or care for animals. Animals should be chosen that are appropriate for that individual Mini 4-H'ers talents. Remember the animal will not be judged, so it is better to pick an animal based on its attitude and gentleness than for its conformation.

Rules and Regulations for Exhibiting in Mini 4-H Showmanship:

- 1. Please read Safety Policy on page 7.**
- Mini 4-H members are encouraged to use another 4-H member's animal already enrolled in 4HOnline and registered in the Jennings County 4-H Fairentry system to exhibit during the Jennings County Mini 4-H Showmanship class.
- Mini 4-H members who choose to bring their own animal to the fair are NOT required to bring their animals to Animal ID Day and will NOT enter their animal's information into 4HOnline, however, their animals MUST meet the Animal ID requirements listed in the Jennings County 4-H Livestock Handbook. Contact the Extension office if you have questions about Animal ID or exhibit requirements.
- Animals must be healthy, free of disease and meet BOAH guidelines. Some species require specific paperwork to be completed by a veterinarian (example cats). Please contact the Extension Office for more information.
- Mini 4-H'ers are not allowed to participate in the Livestock Auction.
- Mini 4-H Showmanship will not be judged. The class is non-competitive and all that participate will receive the same award.
- Cats must remain on a leash at all times.
- Sheep should be exhibited with a halter.



Mini 4-H Project Exhibit Options

Special Note To Parents:

Remember that the purpose of Mini 4-H is to introduce your child to 4-H. The focus should remain on skills development, completion (not competition) and fun. Choose activities and exhibits that are appropriate for your child's ability. Large, expensive exhibits are not appropriate, nor are ones that are so complex that you as the parent must complete the project. Use Mini 4-H as an opportunity to spend time with and share your talents with your child.

Since Mini 4-H is non-competitive, members are allowed to exhibit whatever they wish. Below is a list of Mini 4-H Projects offered in Jennings County and examples of exhibits. Mini 4-H'ers are not limited to this list.

Size restrictions on Mini 4-H Projects:

- ✿ Poster Exhibits: 14 X 22 (this is ½ of a standard poster board), with the exhibit tag placed in the lower right hand corner. They do not need to be covered with plastic or have a stiff backing.
- ✿ Non – Poster Exhibits: Should be no larger than 24" X 24".

Aerospace:

- ✿ Rocket
- ✿ Paper Airplane
- ✿ Solar System Mobile
- ✿ Pictures of Stars
- ✿ Poster or scrapbook about Aerospace (examples: Constellations, Types of Rockets, Planes, Asteroids, Comets or Planets; etc.)



Crafts:

- ✿ Painting or Drawings
- ✿ Jewelry
- ✿ Craft Kit
- ✿ Ceramics
- ✿ Gift Bag
- ✿ Needlepoint or counted cross stitch
- ✿ Any craft you have made

Do Your Own Thing:

- ✿ Any project you create that does not fit in another category
- ✿ Mini 4-H Day Camp participants may want to choose this project at enrollment time since you will not know exactly what projects will be offered at Mini 4-H Day Camp.

Flowers:

- ✿ Small House Plant you have cared for
- ✿ Cut Blooms in a Vase
- ✿ Poster or scrapbook about Flowers (examples: Flower Parts, Flower Types, How to Care for Flowers, Pictures of you taking care of your Flowers, etc.)

Foods:

- ✿ Chocolate No Bake Cookies
- ✿ Peanut Butter and Jelly Sandwich
- ✿ Trail Mix or Popcorn Snack
- ✿ Poster or scrapbook about Foods (examples: Food Guide Pyramid, Good Foods vs. Bad Foods, Kitchen Safety, What you eat, Recipes, Pictures of you preparing food, etc.)

Forestry:

- ✿ Drawings of Trees
- ✿ Item you have made from Wood
- ✿ Poster or scrapbook about Forestry (examples: Leave Collection, Leaf Rubbings, Parts of a Tree, Uses of Wood, Types of Trees, Trip to the Forest, etc.)



Models:

- ✿ Snap Together Plastic Model
- ✿ Model made from Clay or Popsicle Sticks
- ✿ Model made from Legos, Tinker Toys, Lincoln Logs, etc.
- ✿ Models of Scenery (examples: farm scenes, houses, towns, etc.)
- ✿ Poster or scrapbook about Models (examples: Pictures of you building Models, Types of Models, etc.)

Pets:

- ✿ Drawing of Your Pet
- ✿ Story About Your Pet
- ✿ Poster or scrapbook about Pets (examples: Pictures of You and Your Pet, Types of Pets, What to Feed a Pet, Type of Pet you would like to have, etc.)

Wildlife:

- ✿ Bird, Fish or Mammal Mobile
- ✿ Birdhouse
- ✿ Collection of Insects
- ✿ Poster or scrapbook about Wildlife (examples: Types of Birds, Fish or Mammals, Trip to the Zoo, Where Animals Live, Animal Characteristics, etc.)



Need Help?

The great thing about 4-H is that there is always someone willing to help. Before you get frustrated and not complete your exhibits, try one of the following places to get the answers you need:

- ✿ 4-H Newsletter
- ✿ Contact your 4-H Club Leader
- ✿ Stop by or call the Extension Office at 352-3033
- ✿ Follow the Purdue Extension Jennings County Facebook page for program updates
- ✿ Visit the Extension Office Website at www.extension.purdue.edu/jennings/

PURDUE
UNIVERSITY

Extension
JENNINGS COUNTY

Jennings County Mini 4-H Record Sheet

Name: _____

Parents/Guardians

Name: _____

4-H

Club: _____

Grade just completed: _____ Kindergarten _____ 1st Grade _____ 2nd Grade

Mini 4-H Projects Completed this Year: Check all that apply

Community Building Projects

- _____ Aerospace
- _____ Crafts
- _____ Do Your Own Thing
- _____ Flowers
- _____ Foods
- _____ Forestry
- _____ Models
- _____ Pets
- _____ Wildlife

Livestock Showmanship

- _____ Beef
- _____ Cat
- _____ Dairy
- _____ Goat
- _____ Horse & Pony
- _____ Lama
- _____ Poultry
- _____ Rabbit
- _____ Sheep
- _____ Swine



What was your favorite Mini 4-H project this year? Please explain why.

Name one thing you learned this year in Mini 4-H?

Did you attend Mini 4-H Day Camp? Yes _____ or No _____

If you answered yes, what did you learn and what did you enjoy most about the day?