





# Enrolling in 4-H Online as a Participant

## Creating a New 4-H Online Account

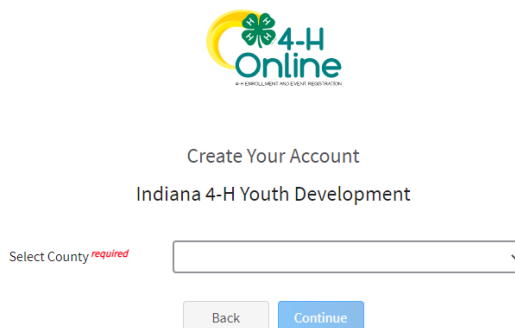
1. Go to <http://v2.4honline.com>.
2. Click "Don't have an account?" if you have never enrolled in 4-H before using 4-H Online.



3. Select Indiana from the drop-down menu.



4. Choose your county of residence from the drop-down menu.



[Type here]

5. Complete your family's information.
6. Click the Create Account button.

7. Enter your family's address information.
8. Click the Verify button.

NOTE: The verification process may require you to select an appropriate USPS format.

9. If you create a new account and an existing account is found, click the Confirm button and continue to [Logging in with an Existing 4-H Online Account](#).

## Adding a New Member to the Family

1. Enter the member's information.
2. Click the Next button.

NOTE: fields marked with a red asterisk ( \* ) are required fields and must be completed.

3. Complete the “About You” form with the requested information.
4. Click the Next button.

The screenshot shows the 'Add Member' form at step 2, 'About You'. The progress bar at the top indicates that 'Profile' is complete (1), 'About You' is the current step (2), and 'Select Participation' is next (3). The form is divided into two sections: 'About You' and 'Demographics'. Under 'About You', there are three dropdown menus for 'Birth Gender \*', 'Identifying Gender \*', and 'Grade \*'. Under 'Demographics', there are two dropdown menus for 'Are you of Hispanic or Latino ethnicity? \*' and 'Residence \*'. A 'Next' button is visible at the bottom right of the form.

5. Select **I will be participating but not as a Club Member**
6. Click the Finish button.

If you have selected that you will be participating, but not as a Club Member or Volunteer, your record is complete. You may register for events that are available to participants. Please see the Event Registration instructions.

If you would like to enroll as a Club Member or Volunteer at any time, click “Enroll Now” from the Member List and continue to Youth and Mini 4-H Member Enrollment or Adult Volunteer Enrollment

The screenshot shows the 'Add Member' form at step 3, 'Select Participation'. The progress bar at the top indicates that 'Profile' is complete (1), 'About You' is complete (2), and 'Select Participation' is the current step (3). The main heading is 'How would you like to participate?'. There are two radio button options: 'I am applying to be a New or Club Member' and 'I will be participating but not as a Club Member'. The second option is selected. At the bottom, there are 'Back' and 'Finish' buttons.