


Animal Club Members and Livestock Exhibitors,


We are glad to have you and are here to help you get the most out of your 4-H Experience! Refer to your 4-H Handbook for complete rules. Meeting dates are subject to change. Please watch for new opportunities in your monthly newsletter! .Reach out to the extension office at any time with questions.

January

15– 4HOnline Enrollment Deadline 

 Enroll in 4-H via in.4honline.com by this date. Here you will sign up for projects, camps, trips, scholarships, SPARK Clubs and more. You must be enrolled to participate in Brown County 4-H events.

23– All Member Meeting & New Member Open House, 7pm in the Exhibit Building


Join us as we kick off the new year. Connect with your leaders and welcome new faces in the program. This is a great time to ask questions. Fun and games will be had as well. 

25– 4-H Scholarship Deadline 

Both Brown County and Indiana 4-H Scholarships are due on this date. Money is available for 4-H members in grades 10-12. Contact the extension office to learn how to apply before it's too late!

February

15– 4-H Poultry Workshop, 9:30 am at the Bartholomew Fairgrounds

For more information contact the extension office. 

27– Animal Club Meeting, 7pm in the Exhibit Building


Join us as we discuss Animal Nutrition and Health. Break out sessions with species specific topics related to conformation and selecting the best animal will also take place.

March

7– ID Day & Weigh In for Beef & Dairy Steers, 7 am on the Fairgrounds 

All dairy & beef market steers must be permanently & individually identified in order to show at both the Brown County 4-H Fair & State Fair. Steers must be tagged on this day to meet the 4HOnline ID deadline.

14– Area 1 4-H Rabbit Workshop, 10 am—1 pm at Ripley County Fairgrounds

Bring your rabbit and join the fun! Registration required by calling Purdue Extension– Jennings County at 812-352-3033 by March 9th. Drinks & rabbit pizza will be provided. 

15– 4HOnline Animal ID Deadline for Beef and Dairy Steers  

In order to exhibit cattle they must be properly identified in 4HOnline by this date. You will need:

- **Tag Numbers**– given at ID Day
- **Premise ID**– given by BOAH
- **Weight**– Recorded on ID day

Premise IDs indicate where an animal originates in case a disease needs to be traced back to its source and are required by State Law. Obtain a Premise ID for your home or farm by going to www.in.gov/boah. Call the extension office for assistance.

• **Birthdate** Purdue University Cooperative Extension is an equal access/equal opportunity institution.

March Cont.

26– Animal Club Meeting, 7 pm in the Exhibit Hall

Join us as we discuss Animal Identification. Break out sessions with species specific topics such as ear notching will also take place.

April

3– 1st YQCA Opportunity, 6 pm in the Community Room

Youth for the Quality Care of Animals is a required training for livestock exhibitors. There are three in person trainings scheduled, this date, the April Animal Club Meeting and May 11th. If you cannot make 1 of the 3 scheduled times you can complete the training online for \$12. You only need to attend 1 training or complete it online to exhibit. See April 23rd for more info.

18– Steal the Show Showmanship Clinic, 8 am—4pm on the Fairgrounds



The Third Annual Steal the Show Clinic will take place on April 18th. This clinic features guest presenters/judges on every species that will share secrets on how to 'Steal the Show.' Large Animal Sessions will take place in the AM followed by lunch and then Small Animal Sessions. Groups rotate so you can learn about several species. **All are welcome to attend. Preregistration is required.** Look for information in your monthly newsletter. Email stealtheshowshowmanship@gmail.com or call the office to register.

All Members

23– Animal Club Meeting– YQCA, 7pm in the Exhibit Building

YQCA is a required training for all livestock exhibitors in 4-H. Training focuses on in depth topics relating to animal care, ethics and responsibility. The training is free for in-person sessions with a coupon provided by the Brown County 4-H Council and \$12 to complete online. Registration is required at yqca.org using 4Honline credentials .



May

3– ID Day for Goats, Sheep, Swine, Feeder Calves, Heifers, 2 pm @ Fairgrounds

The required IDs for each animals species are included in your 4-H Handbook. The following must be completed on or by ID Day

- **Livestock ID Worksheet**
- **Premise ID** obtained from BOAH
- **Animal Location Form**– in Handbook, copies available
- **Animal Lease Form**- in Handbook, copies available (if the animal you are showing does not belong to you).

Planning to go to State Fair? If so a DNA hair sample and some additional IDs need to be attached to your animal at this date. Notify the extension educator prior to the event if you wish to exhibit at state fair.

15– 4Honline Animal ID **Deadline**

All animals except for rabbits, poultry, dogs and cats must be entered on 4Honline to exhibit. Poultry and Rabbits will be registered on Fair Entry in July. Use your Livestock ID Worksheet given at ID day to fill out 4Honline requirements

To register your animals for exhibition you will need:

- **Tag/Tattoo Numbers**– given at ID Day
- **Premise ID**– given by BOAH
- **Weight**– Recorded on ID day
- **Birthdate**

Calves

Heifers

Swine

Sheep

Goats

May Cont.

11– 3rd Opportunity for YQCA, 6pm in the Community Room

Youth for the Quality Care of Animals is a required training for livestock exhibitors. Preregister for this training by using your 4Honline credentials to login to yqca.org.

28– Animal Club Meeting, 7 pm in the Exhibit Hall

Join us as we discuss how to Market your 4-H Project. Break out sessions with species specific topics will also take place.


June

1– Add/Drop Project **Deadline**

You can add or drop projects until this date. Please note if you are adding livestock projects after the Animal ID deadline you may only exhibit with a poster. 

15– FairEntry Window Opens



Now that you have your animal id and have completed your YQCA it is time to complete the final registration step, FairEntry. Sign up for all the class you wish to participate in with your project. Please complete this step by July 15th so we can prepare show bills for fair. Go to faireentry.com and login with your 4Honline credentials. 

25– Animal Club Meeting, 7pm on the Fairgrounds

Join for a workshop on fitting your animals for show. We will discuss and demonstrate clipping, grooming and other related topics.

July

15– FairEntry Window Closes

16– All Member Meeting, 7 pm in the Exhibit Hall



This is the last meeting before fair, please plan to attend for all last minute reminders and topics to be covered. Livestock Auction Committee Members will also give important announcements concerning auction procedures.

26– Livestock Check In, 7-10 pm on the Fairgrounds



27– Livestock Check In, 7– 10 am on the Fairgrounds

Animals will be subject to inspection by your 4-H Leader or Veterinarian before they can be unloaded. Make sure you have completed the following items before bringing your animals to fair.

- Complete YQCA Training**
- Complete Animal ID on 4Honline before the appropriate deadlines**
- Completed FairEntry**
- Completed Animal Location Form at ID Day**
- Completed Animal Record of Points at Livestock Check In**

The Fair will take place from July 27th to August 1st. The schedule will be released closer to that date.
Watch for important news in your monthly newsletter.

Important Documents

- **4-H Animal Record of Points** **All Livestock** **Dog** **Cat** **Horse**
 - What: Records your completion of either livestock records, a species workshop or 3 activities in your book
 - Why: Record keeping is an important part of livestock production thus this requirement is part of the Brown County 4-H Program
 - Where: Located in the back of your [4-H Handbook](#)
 - When's it due: Livestock Check In
- **Livestock ID Worksheet** **All Livestock**
 - What: List of your Animals IDs, premise ID and Birthweight
 - Why: To easily record ID information into 4HOnline and to practice keeping track of your livestock as a producer
 - Where: this form is provided at ID Day
- **Animal Location Form** **All Livestock**
 - What & Why: Records where your animal is located. Animal ownership and care is an important part of livestock production and 4-H project completion is not limited to the fair.
 - Where: Located in the back of your [4-H Handbook](#)
 - When's it Due: Animal ID day, Accepted till May 15th
- **Animal Lease Agreement**
 - Only needs to be filled out if you are exhibiting an animal you do not own.
 - Where: Back of your [4-H Handbook](#)
 - When's it due: May 15th to the Extension Office
- **YQCA Completion Certificate** **All Livestock**
 - YQCA is a required expectation of all 4-H members in the state of Indiana to maintain our standard of quality and ethical animal exhibition
 - Where: Can be printed from yqca.org.
 - When's it Due: Before Livestock Check In, it can be completed any time. Does not have to be printed, only verified it has been earned.
- **Animal Vaccination Forms** **Cat** **Dog** **Horse**
 - Species specific to Horse, Dog, and Cat Exhibitors.
 - Where: Joinindiana4-H.org , the extension office or your leader
 - When's it due: before you bring your animal onto the fairgrounds

Where to Go With Questions



Extension
BROWN COUNTY

Britt Copeland– Extension Educator

Email: copelanb@purdue.edu

Phone: 812-988-5495

802 Memorial Drive

Nashville, IN 47448

Hours: M-F 8-4pm

