


# ***HORSE & PONY***

## ***Activity Sheet - 2021***

### ***Level 2 - Grades 6-7-8***

***Due June 30, 2021 to the Extension Office***



### **What you will do in this project:**

- Enroll in the 4-H program by January 15.
- Complete these activity sheets with Declaration Form and turn it in to the Extension Office **by June 30, 2021 or earlier.**
- You do not have to have a horse to participate in a 4-H Horse and Pony Club.
- By May 15 complete and submit the 4Honline Horse ID with color pictures of the animals you intend to show. A maximum of 2 pictures per animal may be uploaded. The pictures must contain the face and all four(4) feet of the animal in the picture. Files must be a jpg, jpeg or png file.
- To enter into the Indiana State Fair, please go to [www.indianastatefair.com](http://www.indianastatefair.com) and enter online. Each exhibitor is required to pay an entry fee at the time of entry. June 1, 2021 is the entry deadline. Late fees apply for entries made after June 1, 2021.
- Attend County 4-H workshops, meetings, and clean up days when offered—at least 2 horse club meetings and 2 riding (outdoor) meetings.
- Refer to the Allen County 4-H Rules Book for a complete listing of all regulations concerning this project.
- Complete the attached Declaration Form.
- Complete FairEntry online by published deadline-June 30, 2021.

### **Management Tips:**

- Provide clean, fresh water to horses and ponies at all times. Horses will drink anywhere from 10-12 gallons of water per day. Ponies will drink a little less.
- Feed horses and ponies at least two times a day and at the same time every day.
- Make sure your horse/pony finishes their feed. Watch to see that animals on turnout are not being chased away from their food by other bossy horses or ponies.
- Check daily for injuries, sickness, unusual things or changes in behavior. You should spend enough time with them that you know when they are a little "off".
- Provide shade from the sun and protection from wind, snow and rain.
- De-worm and remove bots as needed. Treating horses and ponies for external parasites is important for their health and appearance.
- Clean and replace bedding often if horses or ponies are stalled.
- Rinse horses and ponies after you get them sweaty or when they get really dirty. Clean and conditioned hair and skin makes them feel and look better.
- Brush your horses and ponies to calm them and clean and train their hair. This is also a good time to bond with your equine friend.
- Exercise stalled horses or ponies daily; or make sure they have turnout time.
- To finalize preparation for showing, train your horse or pony at least three times a week. Remember, every time you are with them you are training.

4-H Member: \_\_\_\_\_ 4-H Club: \_\_\_\_\_

Grade in School (January 1, 2021) \_\_\_\_\_ Years in this project \_\_\_\_\_

Signature of 4-H Member verifying that you have completed these activities: \_\_\_\_\_

Signature of Parent that you have reviewed this information: \_\_\_\_\_

· 4001 Crescent Avenue · Fort Wayne, IN 46815-4590 ·  
 (260) 481-6826 · FAX: (260) 481-6439  
 Purdue University, Indiana Counties and U.S Department of Agriculture Cooperating  
 An Affirmative Action/Equal Opportunity Institution

**4-H Animal Care:**

The Indiana 4-H program strongly supports positive animal care and strongly opposes animal abuse. 4-H is also dedicated to the mission of developing youth and volunteers through "Learning by Doing" programs. 4-H livestock projects teach life skills such as acquiring knowledge, making decisions, and applying leadership skills.

When working and caring for animals, it is important to insure that appropriate safety measures are in place for both the animals and the persons who care for them. Therefore, there is no substitute for knowledge, common sense, and experience.

Animal handlers should study and learn to anticipate an animal's reaction and try and avoid problem situations. It is most important that 4-H members understand an animal's behavior so one can "outsmart" not "out-muscle" an animal. Foremost in the 4-H'er mind should always be safety of the handler and the animal.

An animal's good health is often directly related to the environmental factors associated with its living space. The presence of predators, dust, odors, pests, temperature, and humidity has a direct effect on an animal's well-being.

Animals react favorably to daily care and comfortable housing. Consideration should also be given to specific animal needs such as size of their housing space, lighting, and ventilation. The best facilities and equipment cannot and should not be a substitute for daily observation and careful attention to signs of illness, injury, and/or unusual behavior.

\_\_\_\_ Completed On Line 4-H Enrollment by January 15, 2021

\_\_\_\_ Completed Animal ID on Line by May 15, 2021

\_\_\_\_ Turn in Activity Sheets with Declaration Form by June 30, 2021 @ 4:30 PM to the Extension Office.

\_\_\_\_ Completed Fair Entry on line by June 30, 2021

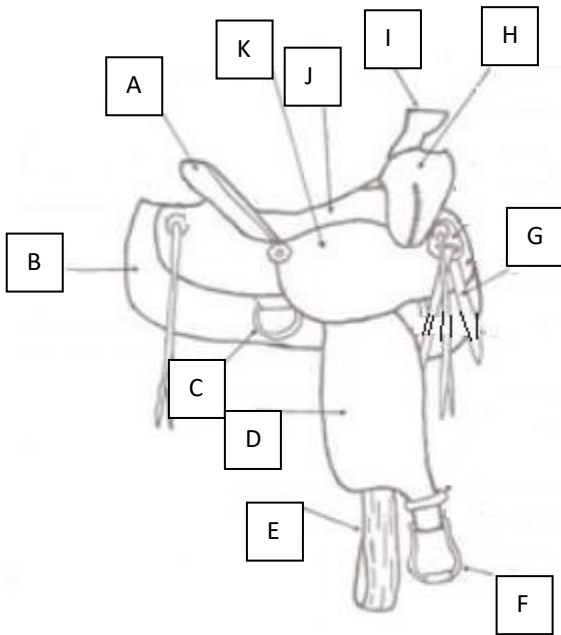
## Level 2

Answers can be found in "Beginning Horse Management" Resource Book 4-H 174.

Refer to the section "Basic Horsemanship Skills, Basics Seats & Showmanship" to answer the following questions:

1. Use the word bank to correctly identify each part of the Western Saddle.

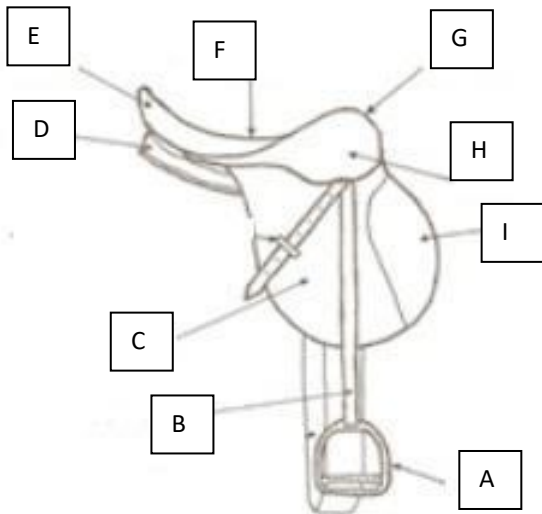
Word Bank: Horn, Skirt, Pommel, Seat, Fender, Cinch, Cantle, Seat Jockey, Stirrup, Latigo, Rear Dee Ring



- A. \_\_\_\_\_
- B. \_\_\_\_\_
- C. \_\_\_\_\_
- D. \_\_\_\_\_
- E. \_\_\_\_\_
- F. \_\_\_\_\_
- G. \_\_\_\_\_
- H. \_\_\_\_\_
- I. \_\_\_\_\_
- J. \_\_\_\_\_
- K. \_\_\_\_\_

2. Use the word bank to correctly identify each part of the English Saddle.

Word Bank: Panel, Seat, Knee Roll, Flap, Pommel, Cantle, Skirt, Stirrup Iron, Stirrup Leather



- A. \_\_\_\_\_
- B. \_\_\_\_\_
- C. \_\_\_\_\_
- D. \_\_\_\_\_
- E. \_\_\_\_\_
- F. \_\_\_\_\_
- G. \_\_\_\_\_
- H. \_\_\_\_\_
- I. \_\_\_\_\_

4-H uses the following 6 Pillars of Character when discussing Show Ring Ethics: Trustworthiness, Respect, Responsibility, Fairness, Caring, and Citizenship.

3. Choose one Pillar of Character and describe how you could practice that pillar in your Horse & Pony Project work.

---

---

---

---

4. What are some ways that you could teach younger 4-H members about ethics and the 6 Pillars of Character when showing livestock?

---

---

---

**Refer to the section titled “Healthcare & Miscellaneous Health Conditions” to answer the following questions:**

5. What is the normal temperature, pulse, and respiration of a mature horse?

---

---

---

6. List three things that could change a horse’s normal respiration rate:

- A. \_\_\_\_\_
- B. \_\_\_\_\_
- C. \_\_\_\_\_

List five signs that could indicate your horse is sick.

- A. \_\_\_\_\_
- B. \_\_\_\_\_
- C. \_\_\_\_\_
- D. \_\_\_\_\_
- E. \_\_\_\_\_

# 2021 Allen County 4-H Horse & Pony Declaration Form

Due to the Purdue Extension Office on June 30, 2021 by 4:30 pm  
 Mailing Address: Purdue Extension Office-Allen County  
 4001 Crescent Ave  
 Fort Wayne In 46815

Please list the two (2) horses or ponies that you plan to bring to the Allen County fair. You may have enrolled more than two (2) horses in the 4Honline system- however according to Allen County rules you are only allowed to exhibit a maximum of two (2) horses at the county fair.

4-H'ers Name \_\_\_\_\_

Phone Number \_\_\_\_\_

Email \_\_\_\_\_

Horse Name	Breed	Colors/Markings	Sex Mare Gelding	Birthdate	Animal is under 56" Yes No	Animal is under 38" Yes
1.			Mare Gelding		Yes No	Yes
2.			Mare Gelding		Yes No	Yes

Remember this form is due to the Extension Office, 4001 Crescent Ave. Fort Wayne, IN 46815 by June 30 at 4:30 pm.

Fax: 260-481-6439