

CAMPUS EMERGENCY PREPAREDNESS TRAINING SERIES

All Hazards Awareness Training in Brightspace

Overview

- All-Hazards Planning
- PurdueALERT
- Shelter In Place
- Evacuation
- Resources
- What You Can Do To Prepare

Possible Incidents

Examples of human-caused Incidents:

- **Aircraft crashes; Oil Pipeline Spill; Bomb threat/detonation; Civil disturbances; Train Derailment; Extended power outages; Arson Fires and Explosions; Hazardous materials releases; Mass casualty events; Terrorism; Search & rescue events; Active shooter; Workplace violence**

Note: all incidents in **red** have occurred on campus in the past.

Possible Incidents

Examples of natural disasters:

- **Tornado; Limnic Eruption (exploding lake), Earthquake; Severe weather, Avalanche, Excessive Ice and Snow; Flooding, Tsunami.**

Note: all incidents in **red** have occurred on campus in the past.

For All Campus Emergencies

Call or Text 911



Emergency Telephone Boxes (ETS)

Over 300 on campus...look for the
blue light!



For All Campus Reporting

TO REPORT A CONCERN
CLICK HERE
OR CALL TOLL-FREE
1-866-818-2620

The **Purdue Hotline** exists to aid you in reporting concerns anonymously about unethical or illegal behavior. The Hotline is not monitored 24/7. Reports received will be triaged and referred to the appropriate area during regular business hours (Monday - Friday, 8am to 5pm). **If you have an immediate concern, please call 911.**

PurdueALERT

Basic Concepts:

- Simple
- Redundant
- Quick
- Centralized

The PurdueALERT emergency notification & timely warning system notifies the campus community of a possible safety threat. Individuals should take immediate action and seek further information by all means possible.

PurdueALERT

PurdueALERT Layers:

Outdoor All-Hazards Emergency

Warning sirens: (***Shelter In Place***)

Indoor Fire Alarms: (***Evacuate***)

Text messaging: Purdue University faculty, staff and students may sign up via the [Secure Purdue](#) website to receive an emergency notification text message.

PurdueALERT

PurdueALERT Layers:

Twitter: Use your Twitter X app to push notifications from @purdueemergency to your smartphone.

Desktop Popup Alerts: Alert will be sent to the majority of University classroom & lab computers and display incident information on computers that are logged in.

PurdueALERT

PurdueALERT Layers:

Alert Beacons: Alert will be sent to the beacons that are installed in large classrooms. Beacons alarm audibly for 10 seconds; flash & text alert will be available for 5 minutes.

Digital Signs: Alert will be sent to over 300 signs around campus.

PurdueALERT

PurdueALERT Layers:

Email: An email may be sent to all people with a **purdue.edu** address.

Purdue Campus Safety Status page:

www.purdue.edu/ea is the focal point of the most complete information in all campus-related emergencies. Includes an embedded @purdueemergency Twitter Feed.

PurdueALERT

PurdueALERT Layers:

Boiler TV: The Boiler Television Emergency Alerting System may also broadcast emergency information.

Local Media: The University works with the news media, radio, TV, newspapers, and Internet, to help spread the word.

All Hazards Outdoor Warning Sirens

7-On Campus & 76 in Tippecanoe Co.

Tornado Warning

Active threat incidents

Major hazardous materials release incidents

When directed by Public Safety Officials

Building Fire Alarms

Fire Alarm Horns, Strobes, and Speakers

Many types of systems in buildings.

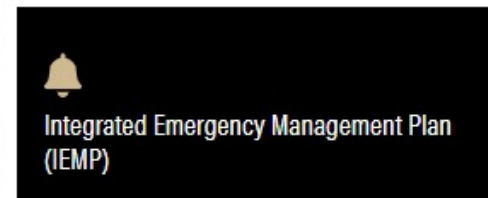
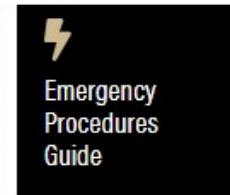
Must evacuate the building when the fire alarm is sounding.



PurdueALERT Text Message

Opt-in from Emergency Preparedness website

Must Opt-in to receive messages



Severe Weather Guidance

Campus Safety Status

PurdueALERT Sign-Up

Welcome to Emergency Preparedness and Planning

The Emergency Preparedness and Planning department regularly coordinates with local, state and federal agencies to lead emergency preparedness efforts for the University. The department provides several emergency preparedness resources for the campus community, including an Integrated Emergency Management Plan and Building Emergency Plans.

Twitter

@purdueemergency Twitter X Feed

No Purdue Career Account needed.

Will need a Twitter X Account.

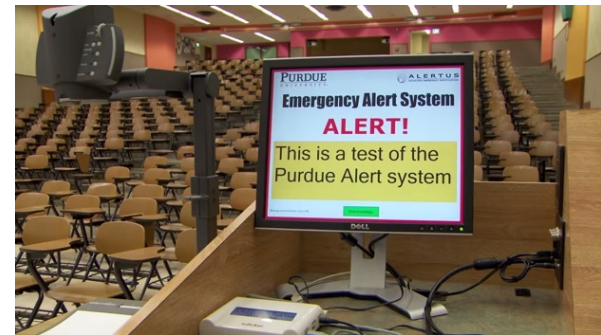
Simulcasts the PurdueALERT text message.

AlertUs Desktop Pop-Up Alert

AlertUs Desktop

“Take over” a Purdue logged in computer and display an alert message.

Clicking the “enter” key to acknowledge receipt (PC) or dismiss (MAC) and return to the normal screen.



AlertUs Beacons

Wall-Mounted Beacons (large lecture halls)

Alarm for 10 seconds (cannot be muted)

Flash for approximately 5 minutes

Provide incident information (Info available for 5 minutes before it resets)



Digital Signage

Wall, Ceiling, or Pedestal Mounted Displays

Over 200 digital signs around campus will display the ALERT message for approximately ten minutes.



Purdue Email

Purdue Career Account Email

An email may be sent to all purdue.edu email addresses to supplement text message based on the needs of the incident.



Campus Status Page

WL Campus Emergency Status

www.purdue.edu/ea

The screenshot shows the Purdue University website's 'Campus Safety Status' page. At the top, there is a navigation bar with 'Find Info For' and links for 'Apply', 'News', 'President', 'Shop', 'Visit', 'Give', and 'Emergency'. Below this is the Purdue University logo and the page title 'Campus Safety Status'. A secondary navigation bar includes links for 'ADMISSIONS', 'ACADEMICS', 'INCLUSION', 'ARTS AND IDEAS', 'RESEARCH', 'ALUMNI', 'ATHLETICS', and 'ABOUT'. The main content area is titled 'Campus Safety Status' and features a large heading 'WL Campus Emergency Status'. Under this heading, it states 'Purdue Campus remains open' and provides information that the campus is open but most buildings are closed. It directs users to the University's COVID-19 response page for details, with a link to <https://purdue.university/covid-19>. On the left side of the page, there is a 'SAFETY CONTACTS' section with sub-sections for 'EMERGENCIES' (Call 911 - Police and Fire), 'PURDUE POLICE' (www.purdue.edu/police/, Phone: 765-494-8221), 'PURDUE FIRE' (www.purdue.edu/fire/, Phone: 765-494-6919), and 'EMERGENCY PREPAREDNESS'. At the bottom right, there is a 'Purdue Emergency Twitter' section with a 'Tweets by @purdueemergency' link and an information icon.

Emergency Alert System (EAS)

Boiler TV and Local TV Stations

Boiler Television Emergency Alerting System may also broadcast emergency information.



Simple Message Inside & Outside

When you hear:

ALL-HAZARDS OUTDOOR WARNING SIRENS:

immediately seek shelter (**Shelter In Place**) in a safe location within closest facility

FIRE ALARMS: immediately **evacuate** the building and move to a safe location

In both cases, you should seek additional clarifying information by all possible means--Text, Campus Safety Status Page, TV, radio, email, etc.

Shelter In Place

To immediately shelter inside a campus building:

This course of action may need to be taken during a tornado, an active threat such as a shooting, or a release of major hazardous materials in the outside air.

When you hear the sirens immediately go inside a building to a safe location and use all communication means available to find out more details about the emergency.

Remain in place until police, fire, or other emergency response personnel provide additional guidance or tell you it is safe to leave.

Shelter In Place—Severe Weather

Thunderstorm Warning & Tornado Warning:

Outdoor All-Hazards Warning Sirens will activate (Tornado Warning).

Text, Twitter X, Desktop Popup Alert, BTV EAS, Digital Signs & Alert Beacons will be activated (Text & Twitter X for Thunderstorm Warning).

Immediately go inside a campus building to the lowest level away from exterior doors and windows.

Shelter In Place—Active Threat

Active Threats:

Outdoor All-Hazards Warning Sirens will activate.

Normally, all other Purdue ALERT layers will be activated...

Response depends on the type of incident.

Active Threat Survival Strategies

Run—If there is an accessible escape path:

Be sure to:

- Have an escape route and plan in mind
- Escape regardless of whether others agree to follow
- Leave your belongings behind
- Help others escape, if possible
- Prevent individuals from entering an area where the active shooter may be
- Keep your hands visible
- Follow the instructions of any police officers
- Do not attempt to move wounded people
- Call 911 when you are safe

Active Threat Survival Strategies

Hide—If escape is not possible:

Your hiding place should:

- Be out of the active threat's view
- Provide protection if shots are fired in your direction (i.e., an office with a closed and locked door)
- Not trap you or restrict your options for movement

- To prevent an active threat, such as a shooter from entering your hiding place:
 - Lock the door if safely possible
 - Blockade the door with heavy furniture

Active Threat Survival Strategies

Hide—If escape is not possible:

If the active threat is nearby:

- Lock the door
- Turn off the lights
- Close the blinds
- Silence your mobile devices
- Turn off any source of noise (i.e., radios, televisions)
- Hide behind large items (i.e., cabinets, desks)
- Remain quiet

Active Threat Survival Strategies

Fight—If escape and hiding are not possible:

As a last resort, and only when your life is in imminent danger, attempt to disrupt and/or incapacitate the active threat by:

- Acting as aggressively as possible against him/her
- Throwing items and improvising weapons
- Yelling
- Commit to your actions, then act.

THANK YOU

**EMERGENCY PREPAREDNESS & PLANNING
OFFICE**

PURDUE POLICE

INTRODUCTION & SAFETY PRESENTATION

CAPT. KANG

06/21/2024 (Friday)

Today's Agenda

1. Safe Driving 101

- Driver's License, Vehicle Registration, Traffic Laws
- Bikes, Moped, Scooters, Skateboards, Unicycle, Motorized Couch

2. Personal Safety

- Crimes against Property
- Crimes against Person

3. Cultural Nuances

- What not to do
- Current Event

Driving in Indiana with a Foreign Driver's License

- Can a foreign national student or visitor operate a car in Indiana?
 - Yes, however....

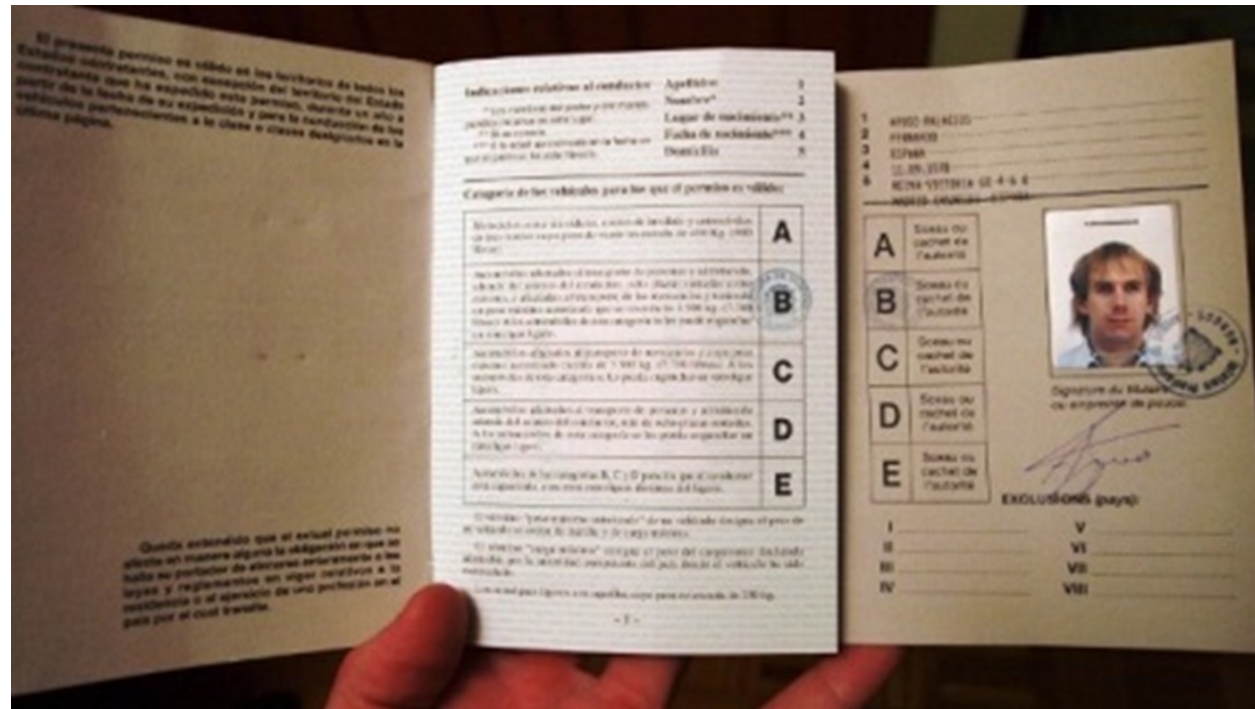
- To drive in the U.S., you must:
 - Have a valid, unexpired driver's license from your home country AND an International Driving Permit:
 - You are permitted to drive in the U.S. for one year using these two documents.
 - You must carry both documents with you while driving.

Driving in Indiana with an International Driving Permit

- You cannot obtain the International Driving Permit in the U.S.
- You must obtain one in your home country.
- You may not use any other translation of your license as a substitute for the International Driving Permit.
- Sample IDP

WELCOME TO PURDUE

Driving in Indiana with an IDP - Continued



WELCOME TO PURDUE

Local BMV Information -

- Lafayette BMV Branch Info:

Address: 2200 Elmwood Ave. Lafayette, IN 47904

- Phone: (888) 692 – 6841

- <http://www.in.gov/bmv/>

How to Handle Traffic Accidents

If you are involved in a vehicle crash:

1. NEVER leave the scene
2. Always carry proper documents (license, registration, and insurance)
3. Should or should not call police..?
4. Animals...
5. If there is injury or over \$1000.00 worth of damage, then it must be reported.

Crimes against Property

1. Theft

- EMPV: Bike / Scooter / Skateboard / Moped
- Electronics: Cell Phone / Computer / Watch / AirPods
- Location Specific: Lounge / Dining Hall / Vehicle / Library

2. Burglary

- Personal Inventory
- Conversation with Roommate(s): Guest Policy
- Being a good neighbor / floormate

Crimes against Property - Continued

3. Vandalism / Criminal Mischief
 - Personal Property
 - University Property
 - Arson and All Other Shenanigans / Serious Crime
 - If you see something, Say something

WELCOME TO PURDUE

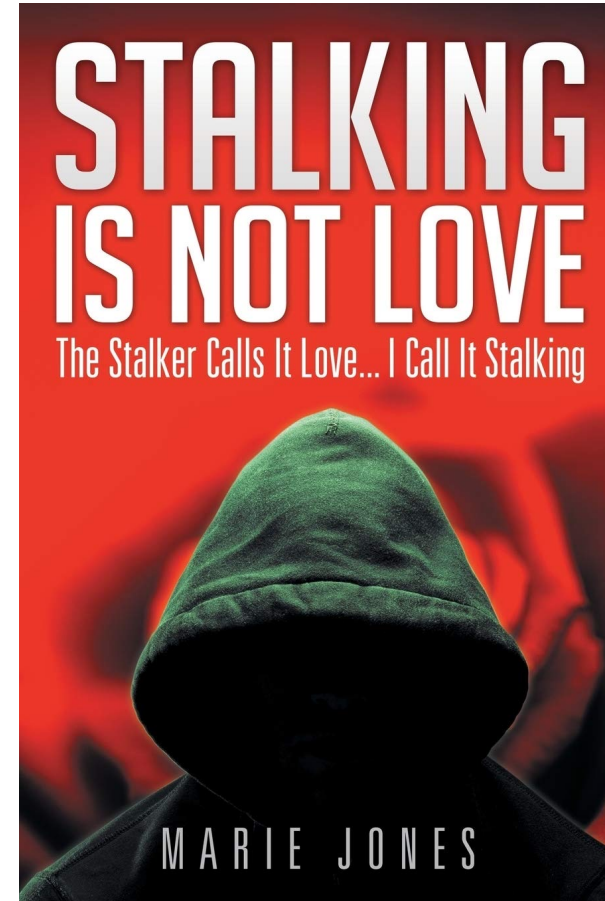
Crimes against Person

1. Sexual Assault
2. Domestic Battery
3. Battery / Assault
4. Robbery
5. Threats / Intimidation
6. Extortion / Blackmailing
7. Stalking / Harassment

WHAT I MEANT TO SAY WAS...

Cultural Nuances / What Not to Do

1. She is not into you....
 - NO means NO
 - Stalking / Harassment
 - Stalking is not Love (M. Jones, 2014)




WHAT I MEANT TO SAY WAS...

Cultural Nuances / What Not to Do

2. I didn't mean it that way...

- Do you want to die...?
- I will kill you..!
- You should die..!



WHAT I MEANT TO SAY WAS...

Cultural Nuances / What Not to Do

3. I can't fail this class, because....


- I can't go back home
- My parents would kill me
- I have to end my life
- I will not leave this place until you reconsider



WELCOME TO PURDUE

Safety Tips from Purdue Police

- Trust your instincts. When in doubt, call PUPD (765 – 494 – 8221).
- Do not feel obligated to do anything you do not want to do.
- Always be aware of your surroundings.
- Report any suspicious activity or person (911 or non-emergency number).
- Be aware of blue light emergency telephones (ETS).
- Watch your drinks at all times.
- Use the buddy system with a friend you trust.
- Avoid connecting with suspicious online profiles.



THANK YOU

Presented By Purdue University Police Department

Captain Song Kang

sykang2@purdue.edu

<https://www.purdue.edu/police/>

PURDUE UNIVERSITY FIRE DEPARTMENT

- **Advanced Life Support EMS**
- **Fire/Rescue Services**
- **Available 24 hours a day**
- **32 Professional Firefighters**
- **In case of emergency call 911**



www.purdue.edu/fire













