



Highlights Happening Here at Headquarters

Mini Edition!

Rev. 3/2024

Inside this issue:

Mini 4-H Events	2
Mini 4-H Basics	3
Projects and Manuals	4
Projects	5
Projects	6
Mini Lead	7
Other Information	8
Mini Record Sheet	9

Welcome to White County's Mini 4-H Program! Mini 4-H introduces Kindergarten, First, and Second graders to 4-H. White County 4-H sponsors many activities to help youth learn and have fun. We are excited to have you as part of one of the best youth serving organizations in the nation. We hope to learn and grow with your children for years to come!

This newsletter will give you details for activities planned for Mini 4-H in 2024. Though attendance is not required, we hope you will take part in these events planned just for you.

If you have any questions or concerns, please do not hesitate to call the Extension Office at (219) 984-5115.

Sincerely,

Molly Childers

Extension Educator– 4-H Youth Development

childer9@purdue.edu

Extension.purdue.edu/white



Extension - White County

12 N 25 E · Reynolds, IN 47980-8091
(219) 984-5115

Purdue University, Indiana Counties and U.S Department of Agriculture Cooperating
An Affirmative Action/Equal Opportunity Institution

Mini 4-H Events 2024

This schedule is subject to change, keep an eye on your email and/or our social media pages for updates.

Intro to Mini 4-H Workshop

Thursday, February 29th

6:30-7:30 p.m., 4-H Building, Reynolds

- * Welcome
- * General Information
- * Details about project selection
- * Parents and kids invited

Mini 4-H Workshops

Dates:

March 21st– Spring/Easter Theme

April 25th– Topic TBD

June 27th– Surprise Activity!

6:30-7:30 p.m., 4-H Building, Reynolds

- * Hands-On Activities for 4-H'ers
- * Q&A time
- * Parents and kids invited

Mini 4-H Animal Lead Workshop

Saturday, May 18th

10:00 a.m., 4-H Fairgrounds

- * Information for parents and members from livestock barn representatives
- * Hand-on experience
- * An informational letter will also be mailed out to Mini 4-H families in May
- * Pre-registration required

Mini 4-H Day Camp

June 14th 9:00 a.m.—3:30 p.m.

4-H Fairgrounds, Reynolds

Pre-registration will be required

- * Full day of activities for kids
- * This event is for kids only

Mini 4-H Project Check-in

- * Last Name A-L, Tuesday, July 9th, 6:30-8:00 p.m.
- * Last Name M-Z, Wednesday July 10th, 6:30-8:00 p.m.

Mini 4-H Project Judging

- * Projects are judged in a closed format by our older 4-H members. There is no formal, competitive judging for Mini 4-H projects.

Mini 4-H Project Check-out

- * Thursday, July 18th
- * Pick Up projects, comment cards, and Ribbons

The fair schedule released in June will have more detailed information about check-in, fair exhibit times, and check-out.



Mini 4-H Basics



- Mini 4-H Youth need to enroll in 4-H every year. Enrollment should be completed online at v2.4honline.com. If you are new to 4-H, click on “Don’t have an account” to begin. If you have any questions or would like to complete a paper enrollment, call 219-984-5115.
- Enrollment is based on the Grade the child was in January 1st of the year of the fair, enrollment is not based on age.
- There is no enrollment fee for Mini 4-H members.
- Mini 4-H is designed to allow younger kids experience 4-H and help them decide what projects and events they might want to participate in once they reach 3rd grade.
- The Mini 4-H workshops provide opportunities for youth and their families to ask questions, build relationships, and learn about Mini 4-H project options.
- Workshops will also provide hands-on learning experiences for the kids.
- 4-H enrollment is not required to attend any events but will be required to exhibit at the fair.
- Mini 4-H members complete their projects with an adult at home by following the directions in their project manual.
- Mini 4-H members can bring one exhibit per class, a detailed listing of classes can be found on pages 4-6
- Mini 4-H members may attend any other township club, special interest club (with the exceptions of dog and shooting sports), or project workshop as they see fit. These meetings will be catered toward 3rd-12th graders. However, they still provide great opportunities to meet fellow 4-H members and gain important 4-H information.
- Mini 4-H’ers may attend Mini 4-H Day Camp at the fairgrounds for fun, hands-on activities led by adults and older youth. This event will be one day in June. There will be a registration cost associated with this event to help offset the cost of supplies. More details about the camp will be available in May.
- You will register for the specific projects your youth would like to exhibit between **June 1st and July 1st**. This will be completed via Fairentry.com
- Youth will bring their projects AND Mini 4-H Project Record Sheet (one per child) to project check-in day.
- Your project must have a label with your name, grade, and 4-H club.
- There will be no formal judging of projects, but there may be some comments provided.
- The projects will be displayed for the duration of the White County 4-H Fair.
- Youth pick up their projects and Mini 4-H ribbons on project check-out day.

Mini 4-H Projects and Manuals

After choosing the projects to complete for the fair, Mini 4-H'ers can pick up their project manuals and record sheets at Mini Workshops or at the Purdue Extension office in Reynolds. Another option is to print your manuals and record sheets at home. These can be found on our website extension.purdue.edu/white. New this year, only one record sheet will be required per exhibitor regardless of the number of projects they bring. The Mini 4-H manuals include instructions and requirements for creating an exhibit to display at the fair and are not required to be turned in. Record sheets should be completed with the help of an adult.


Mini 4-H'ers can exhibit one project per class. These classes are described below and on the following pages. Come to the Mini 4-H workshops to learn more about these projects.

For specific questions about your project, call the Purdue Extension White County office at 219-984-5115.



Animal Poster

In this project, members can learn about any animal of their choosing by creating a poster. The poster should be 22" x 28" stiff backed, horizontal, covered with clear plastic. Tell the story of an animal that you own and/or care for and/or would like to own someday. Any kind of animal may be used. Personal or internet photographs may be used. Include a short caption for each photo. Attach your name, grade, and club name to the bottom right hand corner of your poster.




Crafts

In this project you will experiment with different colors and textures to create an art project of your choice. Let your imagination guide you with this project. Please do not bring "unfinished" crafts (e.g. wet paint, loose beads, etc.).

Creepy Crawlies

Interested in learning more about the world's smallest organisms? In this project you will create a poster about bugs. Kindergarteners will create a 22" X 28" stiff backed poster, covered in clear plastic, based on one activity in the creepy crawlies manual or a similar age-appropriate topic. This curriculum can be picked up at the extension office or printed from our website.



Flowers

In this project, you will learn how to plant and care of your flowers. Grow your choice of flowers in your home garden and bring 1, 2, or 3 blooms in a tall container such as soft drink bottle or bud vase filled with water. Cut your flowers just before you bring them to the 4-H Fair, so they will be fresh. Recommended flowers include Zinnias or Marigolds but you can bring any flower you would like.



Foods

In this project, members will exhibit their chef skills by completing the corresponding option for their grade level.

Kindergarten

- A 22" x 28" stiff-backed poster with three (3) pictures of you preparing a food item. Attach a one-half to one-page handwritten story explaining your project and the pictures. Mount your poster on a stiff backing, display it horizontally, and cover it with clear plastic.

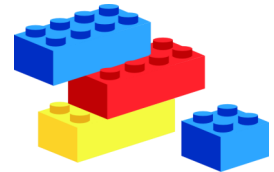
1st grade

- A recipe card file containing at least 6 recipes you have tried or would like to try.

2nd grade

- Six (6) no-bake cookies, on a stiff paper plate covered with plastic wrap. Cover label with clear plastic. Include a recipe card with your cookies

Models



This is the perfect project for aspiring Lego builders. Exhibit a model of any kind, which you have made. Snap together models and Lego kits or one-of-a-kind Lego creations are suggested for this project. Display your model on a cardboard or wood base and cover with clear plastic for protection.



Nature (Forestry)

In this project there are many opportunities to learn about the natural world around us. Learn about trees, soils, animals and the environment. There are 2 different options for this project.

Option 1: Exhibit a 22" x 28' poster, covered in clear plastic, which describes an experiment that you completed from the Mini 4-H Nature Curriculum or similar age-appropriate topic.

Option 2: Exhibit a 22" x 28" poster, covered in clear plastic, which includes 2 leaf specimens from 2 different tree types with an identification label, a description of something you learned about each leaf, and a picture of a tree.

Sewing

In this project you will begin to collect the tools you will need to start sewing. This project is broken down by grade, so each grade level will have a different exhibit (remember that this is the grade that was just completed).

Kindergarten: Exhibit a sewing box (kit) containing 7 labeled sewing tools selected from the list in the manual. For each tool write a brief description of its use as stated in the manual. The tools you exhibit need not be new; they may be borrowed from a family member.

1st grade: Exhibit a fringed placemat or a fringed scarf that you have made.

2nd grade: Exhibit a pillow case or pin cushion that you have made.



Space



This project is great for the aspiring astronaut. There are opportunities to learn about space exploration, planets, and stars. This project is broken down by grade.

Kindergarten: Create a 22" x 28" poster, covered in clear plastic, based on one activity from the space curriculum or similar age-appropriate topic.

1st and 2nd Grade: Create a display based on one activity from the Space Curriculum or similar age appropriate topic.

Cake Decorating



This project will teach you the basics of cake decorating to prepare you for a future cake decorating project in 4-H. Bake and exhibit 3 decorated cupcakes. Cover the plate with plastic wrap. Use one of the following techniques to decorate the cupcakes: nuts, sprinkles, dried fruit, coconut, candy, drop flowers, writing, rosettes, etc. You may use a writing tip or star tip.



Collections


Do you save rocks, buttons, toy cars, or anything else? This project helps you organize your things. Exhibit a collection of 5-15 articles of pairs of articles. Your collection should be mounted on a stiff backed poster board no larger than 22"x28", or placed in a box. Note: do not exhibit valuable articles that could be easily lost or stolen.

Fair Exhibit Reminders

It is very important that you receive a manual, read and follow the directions for the exhibit and size restrictions.

- * 4-h'ers may only enter 1 exhibit per class.
- * Posters: make sure the title is large and legible so that is easily visible at the fair.
- * Remember to fill in a single Mini 4-H record sheet and bring it with your poster or display.
- * Label the project in the bottom right corner with the 4-H member's name, grade, and 4-H club. (or somewhere that is easily visible for volunteers and judges to read).
- * Projects can be brought to check-in by a family member or friend if you cannot make it in-person on the day of check in, same for check out.
- * Projects not picked up at check out will be discarded unless special circumstances are approved by the 4-h educator. Double check the fair schedule released in June for check in and check out dates and times.
- * Poster board and plastic covering can be purchased at the extension office. This poster board is not required to be used and is provided as a convenient solution for poster projects, any stiff backed poster board or card board will suffice for display.
- * You will select the projects your 4-H'er plans to bring to the fair during June using FairEntry.com

Mini Animal Lead Classes



This option is available to mini 4-H members who think they might be interested in showing their own animal in 4-H in the future. Mini 4-H'ers who choose to participate in Mini Lead will show in a non-competitive, showmanship class. See below for guidelines on Mini Lead.

- The member will exhibit a fellow 4-H member's animal. They will *not* bring their own animal to the fair.
- A parent/guardian **MUST** complete a Mini 4-H Liability Release form prior to the member's participation in the class. This form can be picked up at the extension office or printed from the White County web page.
- Mini 4-H members will be allowed to show, work with, or care for animal projects after their parent or legal guardian has signed a liability release. Mini 4-H members may independently show, work with, or care for animals that weigh 300 pounds or less.
- Mini 4-H members may only show, work with, or care for animals over 300 pounds when they are assisted by a parent, legal guardian, or another adult designated in writing by parent or legal guardian. (The word assisted means that the adult has control of the animal at all times.)
- If the guidelines stated in this policy are not followed for a particular event or activity, then such event or activity shall not be considered to be a 4-H event or activity and shall not be under the auspices of Extension 4-H educators or covered by Purdue University.

Mini 4-H'ers may participate in the following projects as a Mini Lead Project:

- * Sheep
- * Goat
- * Dairy
- * Beed
- * Poultry
- * Rabbit
- * Horse
- * Swine

Mini 4-H Beef:

- All Mini Beef Lead participants must be a current Mini 4-H member and entered the Mini Beef Lead Class in FairEntry.
- Mini 4-H families should work with the beef animal prior to the fair. If you have trouble finding a 4-H beef family to work with prior to the fair, please contact a member of the 4-H beef committee. Proof of prior practice with the animal will be expected at time of Mini Lead Show.

Mini 4-H Goat

- A parent/guardian of the mini member must complete a Mini 4-H Liability Release Form prior to member's participation in class. *All completed forms must be submitted to the Goat Project Leader or Committee member by 6:00p.m., the evening prior to the show.
- Goat Lead Class will be held between the Pygmy and Meat Goat Shows
- Participants must wear close-toed shoes.

Mini Horse and Pony:

- Exhibit a Mini Animal Horse Poster (see animal poster section for specific poster size and other requirements) covering one of the following topics:
 - Favorite breed – Show photos or pictures of your favorite breed and tell why you selected this breed.
 - How to care for a horse – Feeding, equipment needs, and/or grooming.
 - Identify the part of a horse.
 - Showing a horse – the equipment needed to show.
- Doing a Mini 4-H Horse Poster qualifies you, if you choose, to show a 4-H member's horse in a Mini 4-H Showmanship class during the Western Show. You may show in either Western or English attire. Approved headgear must be worn.
- Mini 4-H member will use a separate lead rope. The horse will also be led by an adult with another lead rope.
- 2 workshops for mini members and their mentors will be held by the Horse and Pony club. These are not required but encouraged.

Other Information

The Mini 4-H program serves as an introduction to 4-H for young children. Youth are eligible to enroll in 4-H in 3rd-12th grade. In Indiana 4-H can be found in all 92 counties as delivered through Purdue Extension. 4-H is the largest youth serving organization nationwide. You can learn more about 4-H at 4-H.org and Indiana 4-H at four-h.purdue.edu. Purdue Extension White County is here to help! We are here to answer all of your 4-H related questions so please don't hesitate to reach out! Our website and social media are also great resources for information after hours.

White County Extension Contact Information

Location: 12 N 25 E Reynolds, IN 47980

Hours: 8:00 a.m.– 4:00 p.m.

Phone: 219-984-5115

Email: childer9@gmail.com

Website: extension.purdue.edu/white

Facebook: White County 4-H Instagram: [@whitecounty4hofficial](https://www.instagram.com/whitecounty4hofficial)

Volunteer with us!

We are looking for more adult volunteers with a passion for working with youth! 4-H is a volunteer driven organization and the more volunteers we have, the better we can be! We currently have approximately 80 active volunteers in our program that help us out as club leaders, project specialists, committee members, and planners and organizers. If you are interested in helping make a difference in your community, please reach out to the extension office!





WHITE COUNTY 4-H

Record Sheet for Mini 4-H Projects



Only one (1) Record Sheet per Mini 4-H member is required each year, regardless of how many Mini 4-H projects are completed.

IMPORTANT! Please use the following checklist to ensure project completion.

- October 1st – May 15th: Enroll in 4-H.
- June 1st – June 30th: Complete FairEntry registration.
- Bring this completed Record Sheet to Mini 4-H project check-in.

Name: _____ Grade (as of last January): _____

Club: _____

1. What was your favorite Mini 4-H project this year and why?

Circle the Mini 4-H projects you completed this year.

Animal Poster	Crafts	Creepy Crawlies	Flowers
Foods	Models	Nature (Forestry)	Sewing
Space	Cake Decorating		Collections

Mini 4-H Member Signature

Date Parent/Guardian Signature

Date

It is the policy of the Purdue University Cooperative Extension Service that all persons have equal opportunity and access to its educational programs, services, activities, and facilities without regard to race, religion, color, sex, age, national origin or ancestry, marital status, parental status, sexual orientation, disability, or status as a veteran. Purdue University is an Affirmative Action institution. This material may be available in alternative formats.

Activity Page

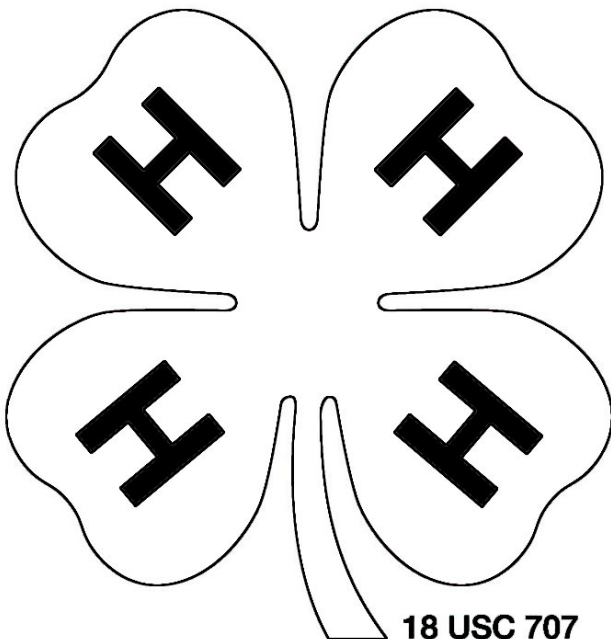
White County 4-H

Find all the words related to 4-H!

H A N D S G A I Y P
 E C C R A F T S Z R
 A F A I R H H W S O
 L U N L T C H G D J
 T N I Z C L U B S E
 H P M Q V L Y T P C
 H E A D H E A R T T
 K D L E A D E R A S
 X N S C I E N C E V
 E F D A C Z J M Z J

ANIMALS	CLUBS	CRAFTS
FAIR	FUN	HANDS
HEAD	HEALTH	HEART
LEADER	PROJECTS	SCIENCE

Instructions: Color the 4-H Clover!



18 USC 707

Can you find your way to the clover?


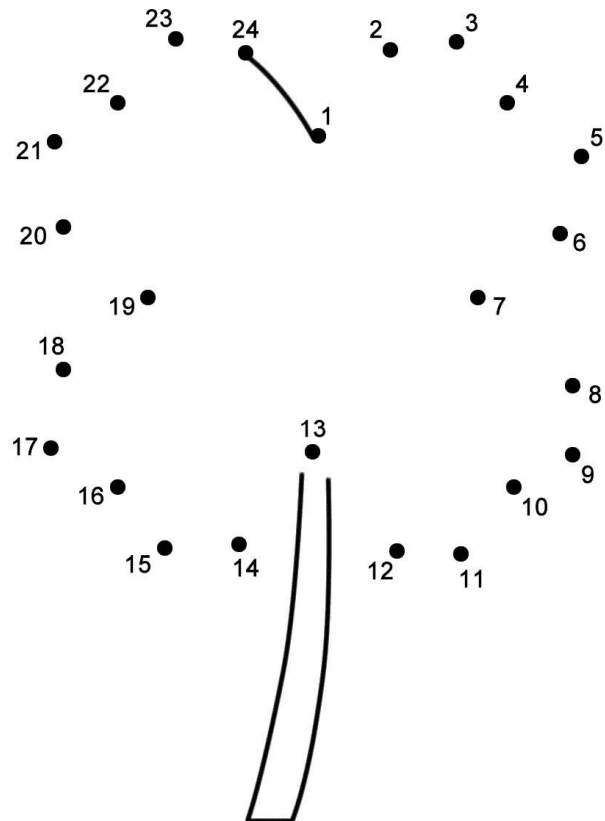


Image © Graphics Factory.com
 Sparklystars © Copyright 2013 . All Rights Reserved.

Instructions: Connect the dots





NONPROFIT ORG.
U.S. POSTAGE
PAID
REYNOLDS, INDIANA
PERMIT NO. 15

PURDUE UNIVERSITY COOPERATIVE EXTENSION SERVICE

White County

12 N 25 E

Reynolds, IN 47980-8091

Cooperating with the US Department of Agriculture

White County Mini 4-H



Revised December 2023