

Welcome To

# MINI 4-H

Vanderburgh County



18 USC 707

Leader: Taylor VanMeter  
tvanmet@purdue.edu

Assistant Leader: Amanda Herrmann  
a.j.herrmann@gmail.com

2023-2024

Dear Parent or Guardian,

Welcome to Vanderburgh County's Mini 4-H program! Mini 4-H is designed to introduce kindergarteners, 1st and 2nd graders to the exciting world of 4-H. We are so glad you have joined the largest youth-serving organization in the United States. Vanderburgh County 4-H sponsors many activities that allow youth to learn and have fun! We are excited to have you as part of one of the best organizations around and we hope to learn and grow with your children for years to come!

This newsletter will give you details for the activities planned for Mini 4-H in 2023 and 2024. Though attendance is not required, we hope you will take part in meetings and other activities planned just for you.

Parents are encouraged to attend meetings with their child(ren). We can always use extra hands for crafts and activities as there are usually many children in attendance. Please keep in mind that Mini 4-H is only for kids in kindergarten, 1st and 2nd grades. Crafts and activities will be planned for Mini 4-H members. We often have many children at our meetings so it would be helpful if plans were made for siblings during the meeting time.

We are looking forward to a GREAT year of Mini 4-H and are excited to get the fun started!

Sincerely,  
Taylor and Amanda



ENROLLING  
IN MINI 4-H

You will need to enroll in Mini 4-H each year of involvement. Enrollment should be completed online at <https://v2.4honline.com>. Enrollment DOES NOT open until October 1st so please wait until then to log in. Instructions will be sent out in the mail, email, and can be found on our Facebook page. You will also find them on our website at [www.extension.purdue.edu/vanderburgh](http://www.extension.purdue.edu/vanderburgh).



# 2023-24 CALENDAR OF EVENTS

## 2023

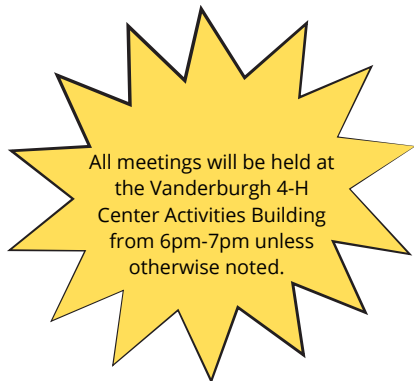


September 20- Welcome Night

October 18- Trunk or Treat

November 29- Meeting (Theme TBD)

December 13- Holiday Party



All meetings will be held at the Vanderburgh 4-H Center Activities Building from 6pm-7pm unless otherwise noted.

Mini 4-H Project  
Check In  
Saturday July 20th

## 2024



January- NO MEETING

February 21- Meeting (Theme TBD)

March 20- Easter Egg Hunt & Party


April 17- (Theme TBD)

May 15- Meeting (Theme TBD)

June 19- End of the Year Celebration

July 10 & 11- Day Camp

July 22-27 Vanderburgh County Fair





# MINI 4-H BASICS



- \*Mini 4-H members must be enrolled in kindergarten, 1st or 2nd grade for the 2023-24 school year.
- \*Mini 4-H meetings take place once a month.
- \*Mini 4-H meetings are NOT mandatory. Come when you can!
- \*Mini 4-H members will participate in projects that will be "judged" and showcased at the 2024 Vanderburgh County Fair.
- \*Projects are not eligible for competition. Every project will receive the same ribbon. The members will receive a score sheet for their project.
- \*Members will receive manuals explaining the requirements for each of their projects. Unused manuals should be returned to the Extension Office if possible.



\*Mini 4-H is FUN!\*



# ALL ABOUT 4-H

---

The 4-H Symbol: A four leaf clover with an "H" in each leaf.  
The H's stand for Head, Heart, Hands, Health.



4-H Colors: Kelly Green & White

The 4-H Motto: To Make The  
Best Better!



The 4-H Pledge:

I pledge

my HEAD to clearer thinking

my HEART to greater loyalty

my HANDS to larger service

my HEALTH to better living

for my club, my community, my country and  
my world.



# MINI 4-H PROJECTS

\*For 2022-23 there are 14 projects to choose from which to choose.

\*Activities help you learn about your project area.

\*An older adult or older sibling can help you.

\*Activities included in the manual are suggestions.

\*You do NOT need to complete all of the activities in the manual.

\*Choose the activities that interest you!

\*Have fun while you learn by doing!



## Arts & Crafts

In this project you will experiment with different colors and textures to create an art project of your choice. You can exhibit any artwork you create.




## Bicycle

This project will teach you how to care for your bicycle and ride it safely. For your exhibit you will make a poster about what you have learned.




## Bugs

In this project you will explore some of the things that make bugs different from each other. For your exhibit you will make a poster or a diorama about what you have learned.




## Collections

Do you save rocks, buttons, stamps or anything else cool? This project will help you organize your collection. Your exhibit can be pictures of your collection or your collection itself!



## Dinosaurs

In this project you will learn about dinosaurs and how they lived long ago. For your exhibit you will make a poster about one of dinosaurs or a "dino" diorama.




## Farm Animals

In this project you will learn about farm animals. You may choose from dairy cows, beef cattle, goats, sheep, swine, rabbits, poultry or horses. For your exhibit you will make a poster of what you have learned.



## Foods

In this project you will learn about the food groups and how to use the MyPlate guidelines. As you learn to mix and measure ingredients, you will have fun making cookies. Your exhibit will be your delicious dish.



## Forestry

In this project you will study the different types of seeds and leaves of trees. You will also learn how animals make their homes in trees, what trees give us and how they help us. Your exhibit will be a poster describing something you learned about trees.

## Garden

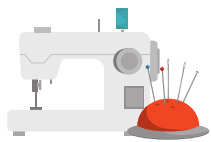
In this project you will learn how to plan and care for your garden and plants. You will exhibit one of the following: a vegetable or herb or any plant/flower. You could also make a poster with pictures of your garden.





## Pets

This project teaches how to have fun and care for your pet. For your poster exhibit you will use pictures to tell about your pet.



## Sewing

In this project you begin collecting the tools you need to start sewing. Your exhibit will be a sewing project that you have completed or a sewing box with tools and a pin cushion.



## Space

In this project you will learn about space and the planets. You may create your own rocket or make a poster to display what you have learned for your exhibit.



## Tractor

In this project you will learn about tractors and how they are used. You will learn about the safety issues that are important for their use. This will give you an intro to the Farm or Garden Tractor project available in Grade 3. No actual tractor driving will be a part of this project. You will exhibit a poster with pictures, a story, or a combination telling about your favorite tractor.



## Wildlife

In this project you will learn the things animals need to survive. Your exhibit will be a poster or diorama about a wild animal you have seen in Indiana.

## REMEMBER!!!

You can sign up for UP TO THREE PROJECTS. You do not have to complete all activities in the manual for your exhibit.



For more information visit our website:

<https://extension.purdue.edu/Vanderburgh>

Find us on Facebook!

<https://www.facebook.com/vanderburghcountymini4h>



If you need further assistance, contact:

Taylor VanMeter  
Purdue Extension- Vanderburgh County  
13301 Darmstadt Rd.  
Evansville IN 47725

(812)867-4935

[tvanmet@purdue.edu](mailto:tvanmet@purdue.edu)