

March 13, 2025

Dear 4-H Meat Goat Exhibitor:

As you prepare your meat goat project, please read over this letter carefully to ensure that you're meeting all the requirements for the project. As always, if you have any questions, don't hesitate to contact Meat Goat superintendent, Ashley Klueg, at 812-453-1622 or the Purdue Extension Office at (812) 867-4935.

Animal Identification:

Enclosed you will find the animal ID instructions to identify your animals in 4-H Online. Ensure that your animals have met the animal ID requirements listed below. You can find a video on animal ID at <https://extension.purdue.edu/4-H/projects/animal-identification.html>.

Species	County Fair Requirements	State Fair Requirements	Deadline
Meat Goats Wethers	5-digit County Tag or Scrapie Tag	840-RFID Tag and 5-digit County Tag and DNA Hair Sample	May 15
Boer Goat Females, Registered	Scrapie Tag or Registration Tattoo	Breed Registry Tattoo and DNA Hair Sample	
Market Goat Does (Wether Dams)	Scrapie Tag or Registration Tattoo	840-RFID Tag and 5-digit County Tag and DNA Hair Sample	

Animals not enrolled by May 15 cannot be exhibited at the county or state fair.

State Fair Entry:

If you plan to take meat goat animals to the State Fair, DNA hair samples are required to be turned into the Purdue Extension Office by the deadlines above in a specific envelope. Instructions are enclosed. Envelopes must be obtained from the Purdue Extension Office and returned by May 15.

Meat Goat Tagging

It is required that all meat goats that need tags must come to a Tagging Day. The Tagging Day will be held on **Saturday, May 3 from 9 – 11 am** at the 4-H Center Animal Barns. If you cannot attend the Tagging Day, please reach out to the superintendent to make other arrangements so that the tag is in the animal's ear by the deadline listed above. County tags cost \$1 and RFID tags cost \$1.25. Please bring payment (**correct change**) and your premise ID number when you come to Tagging Day. We are required to send premise ID information to the Indiana Board of Animal Health. If you do not have a premise ID, see the next page for instructions to obtain one. County tags are recommended for market goat does to help with identification but is not required. **Please let your superintendent know if you plan to attend tagging day by completing a quick survey at <https://tinyurl.com/25Tagging> so we can prepare accordingly.**

Lease Agreements:

If you are leasing your animal, 4-H members are required to submit a copy of their Animal Lease Agreement to the Purdue Extension Office by **May 15**. A sample lease agreement is available online <https://tinyurl.com/leaseagreementanimal> OR at the Purdue Extension Office.

Indiana 4-H Quality Livestock Care Training:

To exhibit beef cattle, dairy cattle, dairy goats, meat goats, poultry, pygmy goats, rabbits, sheep, and swine, 4-H members must be certified through the Indiana 4-H Quality Livestock Care training OR the online Youth for the Quality Care of Animals program (YQCA) by **July 1**. You can find details on trainings on the enclosed flyer.

Premise ID Number:

All 4-H members exhibiting animals at the fair must have a premise ID number for the location where their animals are kept. Registering your premises may be done online, at no charge, and takes only about 5 minutes. If you need a premise ID, visit the Indiana State Board of Animal Health's (BOAH) website: www.in.gov/boah and click on "Premises Registration". You will need this number when entering your animals into 4HOnline and at Tagging Day.

State Fair Information:

Information about State Fair entries and the electronic entry forms can be found online at <http://www.indianastatefair.com/state-fair/competitionscontests/4-h-competitions/>. Be sure to carefully read the State Fair requirements to ensure that your animal meets the requirements and you understand the fee schedules.

Don't hesitate to contact our office or your Superintendent with questions.

Sincerely,



Megan Hoffherr
4-H Youth Development Extension Educator

Enclosure: Animal ID Instruction Sheet, DNA Instructions, QLC flyer
Shared/4-H Livestock/Boer Goat/Meat Goats Letter 25



Animal Identification

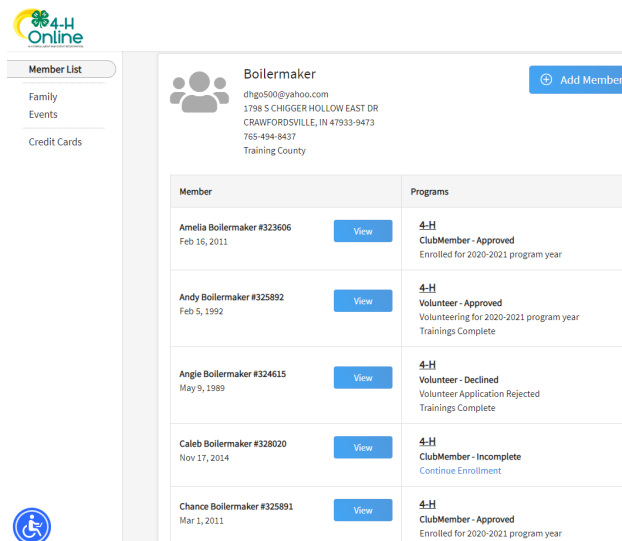
4-H members (Grades 3 – 12) must identify all Beef and Dairy Cattle, Goats, Horses, Llamas, Sheep and Swine in the 4-H Online system by the species deadline or earlier county deadline if applicable to be eligible for exhibition.

- Beef and Dairy Beef Steers, Beef Heifers, Beef/Dairy Feeder Calves, Dairy Cattle, Goats, Horses, Llamas, Sheep, and Swine must be entered into 4-H Online no later than May 15, 2025.

Animal Identification in 4-H Online

Please complete the following steps to identify your livestock in the 4-H Online system.

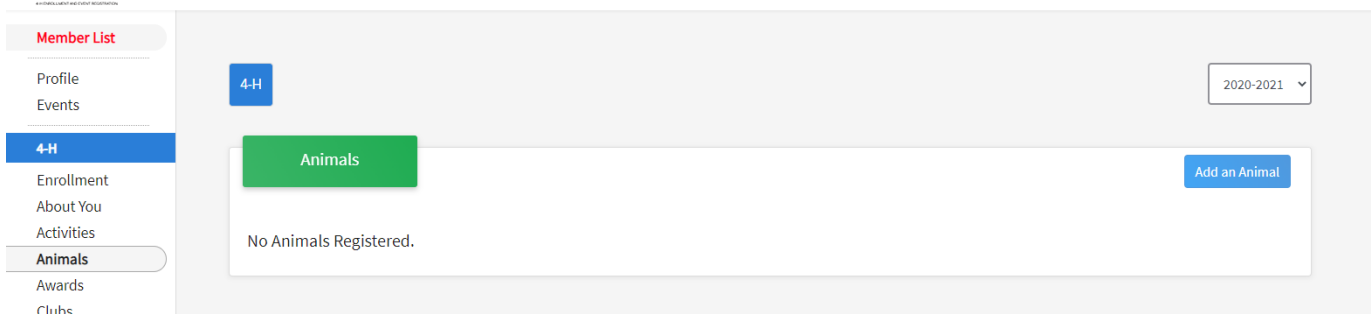
1. Login to your family profile at: <https://v2.4honline.com> using your family email address and password associated with your 4-H enrollment record.
 - a. If you have forgotten your password, please use the 'Reset password' option on the 4-H Online login page, and you will be sent a new temporary password.
 - b. If you have forgotten your family email address or turned in a paper 4-H enrollment form, please contact your local Purdue Extension Office for assistance.
2. Click View next to the Member's record for whom you would like to add an animal



The screenshot shows the 4-H Online Member List interface. On the left is a navigation menu with options: Member List (selected), Family, Events, and Credit Cards. The main content area displays a profile for 'Boilermaker' (email: dhgo500@yahoo.com, address: 1798 S CHIGGER HOLLOW EAST DR, CRAWFORDSVILLE, IN 47933-9473, phone: 765-494-8437, county: Training County). Below the profile is a table with columns 'Member' and 'Programs'. The table lists five members with their IDs, birth dates, and program statuses. Each row has a 'View' button. An 'Add Member' button is located at the top right of the member list.

Member	Programs
Amelia Boilermaker #323606 Feb 16, 2011	4-H ClubMember - Approved Enrolled for 2020-2021 program year
Andy Boilermaker #325892 Feb 5, 1992	4-H Volunteer - Approved Volunteering for 2020-2021 program year Trainings Complete
Angie Boilermaker #324615 May 9, 1989	4-H Volunteer - Declined Volunteer Application Rejected Trainings Complete
Caleb Boilermaker #328020 Nov 17, 2014	4-H ClubMember - Incomplete Continue Enrollment
Chance Boilermaker #325891 Mar 1, 2011	4-H ClubMember - Approved Enrolled for 2020-2021 program year

3. Click Animals in the navigation pane.
4. Click the blue "Add an Animal" button. (even if you have previous year animals that can be registered again, click "Add an Animal")



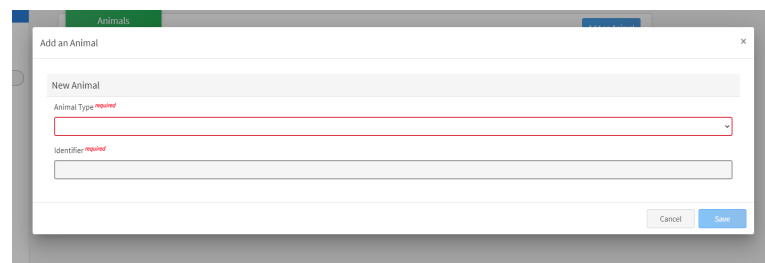
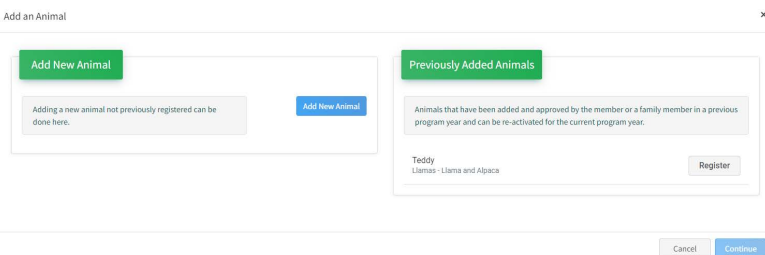
The screenshot shows the 4-H Online Animals page. On the left is a navigation menu with options: Member List, Profile, Events, 4-H (selected), Enrollment, About You, Activities, Animals (highlighted), Awards, and Clubs. The main content area has a '4-H' label, a dropdown menu set to '2020-2021', and a green 'Animals' button. Below the button is a white box containing the text 'No Animals Registered.' and a blue 'Add an Animal' button.



- Click on "Add New Animal" to start adding a new animal **or** if you have animals that carry over from the previous year you **"Register"** those. Animals that can be registered from previous years **must be REGISTERED** every year by completing this step. You cannot select a previous year and assume they are there. Animals that carry over are Dairy Cattle Females, Horse&Pony, Llama&Alpaca, Dairy Goat Females, and Pygmy Goats (move onto step 9 if registering previous animal).
- Select the appropriate animal type from the drop-down menu.
- Enter the required Tag, Tattoo, or Animal Name as directed for the first step that will then allow you to proceed to the remaining identification process. (see Key) →
- Click Save.

Key

Animal Type	Required Identifier	What do I put in this field?
Beef and Dairy Beef Steers	Tag	5-digit County Tag
Commercial and Market Heifers	Tag	5-digit County Tag
Beef Cow-Calf Pair	Tag	Calf's tag
Beef Feeder Calves	Tag	5-digit County Tag
Beef Registered Heifers	Tattoo	Tattoo
Dairy Feeder Steers	Tag	5-digit County Tag
Dairy Cattle Females	Animal Name	Animal's name
Dairy Goat Females	Tattoo	Tattoo
Dairy Goat Wethers	Tattoo	Tattoo or NA (if not applicable)
Meat Goats	Tattoo	Tattoo or NA (if not applicable)
Pygmy Goats	Tattoo	Tattoo, Microchip, or Scrapie ID
Horse and Pony	Animal Name	Animal's name
Llama and Alpaca	Animal Name	Animal's name
Sheep	Tag	5-digit County Tag or Scrapie ID (commercial ewes) or registration number (breeding ewes)
Swine Barrows	Tattoo	Earnotch (Pig's Right Ear-Pig's Left Ear)
Swine Gilts	Tattoo	Earnotch (Pig's Right Ear-Pig's Left Ear)



- Read the on-screen instructions for Animal ID requirements for County Fair and Indiana State Fair Exhibition.
- Click on the button "Show Questions" after reading the instructions.
- Required fields are indicated, but be sure to complete all other visible fields as applicable.
- Click next once completed. If animals have been carried over, the ID information will already be there.
- Upload any files if required or necessary for the particular Animal type. For animals that are carried over, new photos and files must be uploaded each year.
- Click next once completed.
- Review the entered information. Use the Back button at the bottom of the page to return to the previous screen to make corrections if needed.
- Once the entered information is correct and reviewed, click the Submit button.
- The animal information will display on the screen with the status, created, modified, and submitted date and time stamp (local time). You will also receive a confirmation email upon submission.
- To add more animals for the same member repeat steps 3-17. To add animals for another member return to the Member List and View another member.

****Note**** Members are able to edit Animal ID information until the species specific Animal ID deadline of **May 15, 2025**. Click on the Animals tab from your account at any time to view the status for all of the animals for a member in the family.

Family Enrollment of Animals

Animals are automatically co-enrolled within the same family (Siblings and step-siblings). The animals may be identified under a single 4-H member in 4-H Online and be exhibited by a different sibling listed in the same family profile. **With this capability in 4-H Online, animals do not need to be entered under each 4-H member in the family.** The exhibit management program will allow a member to select to exhibit any animal identified by the family in 4-H Online. It is suggested that at least 1 animal be identified by each member enrolled in the project.



INDIANA 4-H QUALITY LIVESTOCK CARE


To exhibit **BEEF CATTLE, DAIRY CATTLE, SWINE, SHEEP, MEAT GOATS, DAIRY GOATS, PYGMY GOATS, POULTRY, and RABBITS,**

4-H members must be certified through the Indiana 4-H Quality Livestock Care training **OR** the online Youth for the Quality Care of Animals program (YQCA) by July 1, 2025.

1. This certification must be done an annual basis
2. Members must be registered **BEFORE** attending a training
3. Members may attend any training dates listed on this flyer
OR a training in another county
OR complete the online YQCA training


Training Dates

Training Locations



To register for the Indiana 4-H Quality Livestock Care program, please use <https://QLC25.4honline.com>. Cost for the program is \$3.

Those planning to be certified through the YQCA program, will register at www.yqcaprogram.org and will present their completion certificate to their 4-H Educator.



If you need to request special accommodations, please contact the Purdue Extension office at (812) 867-4935.



Sheep and Meat Goat DNA Hair Sample Collection Instructions

Please read instructions completely before beginning process. This is an eligibility requirement for the 4-H sheep and 4-H meat goat shows at the Indiana State Fair. Collection Envelopes are available from your County Extension Office. Envelopes should be turned into your County Extension Office by May 15th.

- Clean the hair collection area to remove dirt and other contaminants. Make sure the area is dry before collecting hair. DO NOT SUBMIT WOOL- this will not be accepted.

SHEEP:
 - Recommended site is a tuft of hair on the leg of the animal between the toes. NO WOOL WILL BE ACCEPTED!
 - It seems that the longer the hair, the more likely you will be to get follicles.GOAT:
 - Hair may also be collected from other coarse areas of longer hair on goats. Including: over the withers, chest, rump, tail, fetlock, or poll of your 4-H Meat Goat.
 - Use pliers to pull the hair. Make sure pliers are clean and dry.
 - Pull the hair directly away from the animal, not at an angle. This will allow the follicle to come out with the hair.
 - Do not cut the hair from the animal as the roots must be present for DNA analysis.
 - Repeat pulling process. 5 pulls may be necessary to get enough hair (a minimum of 40 hairs).
 - Visually inspect hairs to ensure follicles are attached. If follicles are not present, discard sample and start over.
 - Place the sample directly into the self-sealing collection envelope and complete the appropriate information on the front of the envelope. Avoid touching the hairs and using plastic bags.
 - Repeat the process for remaining animals. Clean/disinfect pliers and hands between collections to prevent contamination of sample. Animals that are co-enrolled with siblings only need one sample. Just be sure to list all siblings on the envelope.
 - The sealed collection envelopes with the information completed on the front of envelope should be turned into the County Extension Office at the same time as the animal ID deadline in Indiana 4-H Online (**May 15th**)
 - A “how-to” video will be available soon on the Indiana 4-H Sheep Project page and Indiana 4-H Goat Project page.
 - Please refer to the Indiana State Fair 4-H Entry Book for more information on the DNA and other project requirements.
 - For questions about this process or 4-H sheep and meat goat ID, please contact your county 4-H Educator, or Courtney Stierwalt (dickerso@purdue.edu)
-