

# BUILDING SUCCESS



## ONE BLOCK AT A TIME

### 2026 SHELBY COUNTY 4-H HANDBOOK



# 2026

## 4-H

# HANDBOOK

### **4-H PLEDGE**

*I pledge*

*MY HEAD to clearer thinking,  
MY HEART to greater loyalty,  
MY HANDS to larger service,  
& MY HEALTH to better living  
for my club, my community,  
my country, and my world.*

### **4-H MOTTO**

*“To make the Best Better”*

### **4-H COLORS**

*4-H Green and White*

It is the policy of the Purdue University Cooperative Extension Service that all persons have equal opportunity and access to its educational programs, services, activities, and facilities without regard to race, religion, color, sex, age, national origin or ancestry, marital status, parental status, sexual orientation, disability or status as a veteran. Purdue University is an Affirmative Action institution. This material may be available in alternative formats.

Extension Office Information .....	4	<b>General Projects</b> .....	73
2026 Ten Year 4-H Members .....	5	Shelby County Exhibition	
4-H Online & Fair Entry .....	8	General Rules .....	74
4-H Checklist .....	9	2026 Grade Levels for Projects .....	75
<b>General Information</b> .....	11	General Project	
Indiana 4-H Program Philosophy		Judging Schedule .....	76
& Expectations .....	12	Aerospace .....	78
Member Behavioral Expectations .....	14	Animal Education .....	79
Grievance Procedure .....	16	Arts & Crafts .....	80
Shelby County Statement of Policy .....	18	Arts & Crafts .....	80
Exhibition Deadlines .....	22	Ceramics .....	80
4-H Trips/Workshops .....	23	Fine Arts .....	81
Scholarships .....	28	Construction & Architectural Replica .....	82
		Needle Craft .....	82
		Models .....	82
Indiana 4-H Foundation .....	30	Wearable Art .....	83
		Beekeeping .....	84
Club Activities .....	31	Cake Decorating .....	85
4-H Performing Arts .....	31	Cat Poster .....	86
Club Achievement .....	32	Child Development .....	87
Club Banner .....	32	Collections .....	88
Poinsettia Fundraiser .....	32	Computer .....	89
Dates to Remember .....	33	Construction Sets .....	96
4-H Clubs and Leaders .....	45	Consumer Clothing .....	97
Special Clubs .....	47	Consumer Livestock .....	99
Superintendents and Assistants .....	48	Cookie Decorating .....	100
4-H Advisory Council .....	49	Creating With A Mix .....	101
		Creative Writing .....	102
2026 4-H Fair Events .....	50	Crops .....	103
2026 4-H Changes .....	51	Cupcake Decorating .....	104
<b>Spark Clubs &amp; Workshops</b>		Do Your Own Thing .....	105
Beef Workshop .....	54	Dog Poster .....	105
Cat Workshops .....	54	Electric .....	106
Dog Workshops .....	54	Entomology .....	108
Llama .....	55	Family Project .....	111
Shooting Sports .....	55	Floriculture .....	111
Poultry .....	56	Foods (Baked) .....	114
Rabbit .....	58	Food Auction .....	117
Sheep .....	58	Foods (Preserved) .....	118
Swine .....	58	Forestry .....	121
Fishing .....	58	Garden .....	122
<b>Demonstrations &amp; Public Speaking</b>		"Just For Fun" .....	125
"Present Yourself" .....	60	Genealogy .....	126
Public Speaking .....	60	Geology .....	131
Poultry & Rabbit Illustrated Talk .....	60	Gift Wrapping .....	132
Demonstration .....	61	Health .....	133
Interactive Demonstrations .....	61	Home Environment .....	134
Informative Presentation .....	62	Horseless Horseman .....	135
Professional Persuasive Presentation .....	62	Indiana Heritage .....	136
Creative Writing .....	63	Junior Leaders .....	137
<b>Mini 4-H</b> .....	65	Llama/Alpaca Fiber Craft .....	139
Livestock Projects .....	67	Llama/Alpaca Poster .....	139
General Projects .....	68	Microwave Cooking .....	140
Mini 4-H Workshops .....	72	Photography .....	141
		Poultry Poster .....	142
		Rabbit Poster .....	143
		Reading .....	143
		Recycling .....	144

Robotics .....	145
Scrapbook .....	147
Sewing Construction .....	148
Sewing For Fun .....	152
Shooting Sports .....	153
Small Animals .....	154
Small Engines .....	155
Soil and Water Science .....	156
Sportfishing .....	157
Sports .....	157
Tractor .....	158
Veterinary Science .....	160
Weather & Climate Science .....	160
Welding .....	161
Wildflowers .....	162
Wildlife .....	164
Woodworking .....	164

<b>Livestock and Other Animals .....</b>	<b>167</b>
General Information .....	
2026 Show Times .....	168
2026 Required Animal ID .....	170
2026 Animal Ownership Policy .....	171
Livestock & Animal/General .....	
Exhibitors Rules .....	172
Indiana 4-H Quality Livestock Care .....	173
Exhibition Deadlines .....	176
Herdsmanship .....	176
Mental Attitude Award .....	177
Showmanship .....	177
Shelby Royal Showmanship .....	178
Erin O'Neill Memorial Scholarship .....	179
Livestock Auction for 4-H Animals .....	179
Animal Health Requirements .....	181
Bred and Owned .....	181
Livestock and Animal Projects .....	
Beef Cattle .....	182
Cat .....	184
Dairy Cattle .....	186
Dog Obedience and Leader Dog .....	188
Goat .....	192
Horse & Pony .....	197
Llamas & Alpacas .....	202
Poultry .....	204
Commercial Chickens .....	205
Meat Pen Chickens .....	205
Exhibition Chickens .....	206
Crossbreed Chickens .....	206
Egg Classes .....	207
Pigeons .....	207
Waterfowl .....	208
Turkeys .....	208
Poultry Royalty .....	208
Decorated Egg .....	209
Rabbit .....	210
Rabbit Ambassador Contest .....	211
Sheep .....	213
Swine .....	215

Shelby County Fairgrounds Map .....	217
Record of Achievement .....	218
Instructions .....	218
Auction Buyers, Trophy Donors .....	220



Online 4-H Resources  
 • Shelby County 4-H Website:  
[www.extension.purdue.edu/shelby](http://www.extension.purdue.edu/shelby)

**Cooperative Extension Service  
Shelby County Office  
20 W Polk Street, Suite 201  
Shelbyville, IN 46176-2096  
317/392-6460  
Fax: 317/392-4928  
[www.extension.purdue.edu/shelby](http://www.extension.purdue.edu/shelby)**

**Erin Padgett, 4-H Youth Educator**

The 4-H Youth Educator oversees the 4-H program for Shelby County. They work with the 4-H Advisory Council to coordinate the 4-H activities and provides direction to all 4-H leaders and project superintendents. Erin can be reached at [emenchho@purdue.edu](mailto:emenchho@purdue.edu)

**Agriculture & Natural Resource Educator**

The ANR Educator coordinates Agriculture/Natural Resources programs to provide information to farmers, agribusiness and consumers about agricultural and home horticultural issues.

**Diana Stone, Health & Human Science Educator  
County Extension Director**

As the Director of Purdue Extension Shelby County, Diana oversees the functions and well-being of the office and its programs. The HHS educator provides programming in the areas of human development, financial management and consumer questions. She can be reached at [stoned@purdue.edu](mailto:stoned@purdue.edu)

**Evelyn Stover, Administrative Assistant**

Evelyn assists with the Health & Human Science and Agriculture & Natural Resource programs. She also manages the day-to-day office transactions and activities. Evelyn can be reached at [stover15@purdue.edu](mailto:stover15@purdue.edu).

**Natalie Werner, 4-H Secretary**

The 4-H Secretary can answer your questions about 4-H materials and enrollment. She can be reached at [russe238@purdue.edu](mailto:russe238@purdue.edu)

**Cindy Kuhn, 4-H Program Assistant**

As the 4-H Assistant, Cindy helps with day-to-day running of many of the 4-H programs. She also helps secure judges, trophies, and sponsors for the county fair. Cindy can be reached at [cmkuhn@purdue.edu](mailto:cmkuhn@purdue.edu).

**Matt Hunt, Expanded Food and Nutrition Education Program Advisor**

The EFNEP Advisor works with families and individuals of all ages to help improve their nutrition knowledge and practices. For more information, you can call 317-392-5150.

The Shelby County Purdue Extension Office is here to help members and volunteers with all of your 4-H needs. We provide 4-H leaders and 4-Hers with a variety of resources and tools to help make their 4-H experience more enjoyable.

Some of our services include:

- 4-H forms, project manuals, and materials
- Information about 4-H programs and projects
  - Newsletter called "SC 4-H News"
- Linking 4-Hers with 4-H clubs, leaders, and project superintendents
  - 4-H in the classroom programs

# CONGRATULATIONS TO OUR 10 YEAR 4-H ERS



**Jackson  
Bentz**

Jackson is the son of Shawn & Donna Bentz. He is a senior at Southwestern Jr/Sr High School. He is a member of the Southwestern Shamrocks 4-H Club and is a 4-H Junior Leader. He has held the offices of Community Service Leader, Health & Safety and Vice President for the Southwestern Shamrocks and Community Service Leader, Secretary, Vice President and President for the Junior Leaders. He has been awarded the Outstanding First Year Junior Leader and the Outstanding Junior Leader. His favorite projects are doing farm layouts for Arts & Crafts and Indiana Heritage. His most memorable 4-H experience was when he received a grand champion ribbon for his Indiana Heritage project about the comings and goings of chain stores in Shelby County. He received an unexpected letter from US Representative Jefferson Shreve congratulating him on earning the grand champion and for the work he had put into the project. He plans to obtain training in automotive services and become a mechanic, enlist in the Army or become a police officer.



**Hannah  
Bridges**

Hannah is the daughter of Andy & Laura Bridges. She is a senior at Indiana Ag & Tech. She is a member of Brandywine Cloverleaf 4-H Club, Junior Leaders, Sheep & Goat Club and Legacy group. She has held the offices of Club President, Club Secretary and Junior Leader Vice President. She has been awarded the Outstanding First Year Junior Leader, Outstanding Junior Leader and the Sheep Herdsman Award. Her favorite projects are showing market lambs and breeding gilts. Her most memorable 4-H experience is winning the Royal in 2025. Performing well in showmanship has always been a personal goal and participating in the Royal gave her the opportunity to become comfortable with all 6 species. It also allowed her to get to know more kids in Shelby County 4-H and to compete alongside her sister. The day of the Royal, after practicing at a friend's cattle operation, a car ran a stop sign and totaled her car while on the way to the fairgrounds. She was shaken up and had to settle down, remembering the fundamentals & get the animals shown. It was a memorable evening in many ways. Having the support of our friends, family, and community is something she will always remember and appreciate. Hannah plans to attend college & obtain a bachelors degree in Agribusiness or Ag Sales & Marketing. She also hopes to continue teaching younger 4-Hers how to raise & show their livestock while being actively involved in student organizations on campus. After college she plans to work in the agricultural industry, promoting the importance of agricultural enterprises to a healthy economy and society.




**Farah Coen**

Farah is the daughter of Jill Carson-Coen & Keith Coen. She is a senior at Triton Central High School and is a member of the Triton Lucky Leaf 4-H Club, Junior Leaders and the Legacy group. She has served as Club President and has attended the 4-H National Conference, was the 2025 Junior Leader Outstanding Member and was a Junior Director for 4-H Camp. Her favorite projects are Sewing Construction and Swine. Her most memorable 4-H experience was when she was in 3rd grade and got her pigs for the first time. She would go to the barn to cuddle with them or would ride on their backs. When her friends would come over she wanted to show them her hogs of course. She thought she was the coolest kid knowing she had pigs and lived on a farm (p.s. she still does). Farah's future plans include majoring in engineering with a minor in political science at an undecided college with hopes to go to law school after, then become a patent lawyer and later on a public servant.



**Cage Elliott**

Cage is the son of Cam Elliott. He is a senior at Columbus North High School and is a member of the Southwestern Shamrocks 4-H Club. He has held the offices of Secretary, Devotions, President and Flag Holder. His favorite project is goats and he has won the Indiana State Fair Dairy Goat Wether Champion. His most memorable 4-H experience has been working with the goats and his siblings as the years went on. He plans to work in the insurance field after graduation.



**Ryan  
Goodwin**

Ryan is the son of Brett & Ann Goodwin. He is a senior at Triton Central High School and is a member of the Southwestern Shamrocks 4-H Club (and previously Triton 4-H Club). He has held the offices of Health & Safety Officer, Community Service Officer and Junior Leader 4-H Advisory Council Representative. He has attended 4-H Round-Up and 4-H Academy. His favorite projects are Construction Sets and Fine Arts. His most memorable 4-H experience was last year when he thought he wasn't going to do very well in Fine Arts, but then received Grand Champion. Ryan plans to finish high school and continue his education at Ball State University. He will start his studies in General Studies to explore his options. He plans to graduate with a bachelor's degree and possibly a master's degree.



**Haddison  
Johnson**

Haddison is the daughter of Sarah Johnson. She is a senior at Waldron Jr/Sr High School and is a member of Southwestern Shamrocks and Noble Happy Harvesters 4-H Clubs. She has been secretary for Noble Happy Harvesters. She attended 4-H camp for many years and received numerous champion ribbons in Foods, Goats, Cattle and other projects. Her favorite projects are Foods & Livestock. Her most memorable 4-H experience is getting to hang out with all of my fair friends in the barn while our animals are there, then walking to the midway to get ice cream after we're done showing! She plans to attend UINDY for pediatric nursing focused in Development/Behavioral Science.



**Parker Mohr**

Parker is the son of Jason & Charity Mohr. He is a senior at Southwestern Jr/Sr High School and is a member of Southwestern Shamrocks 4-H Club. He has been a Song Leader and Flag Leader for the club when he was younger. His favorite project has definitely been making his farm displays over the years. His most memorable 4-H experience was his first year of 4-H his farm display went to the State Fair. Parker plans to pursue a career as a Firefighter after high school.




**Andre Perez**

Andre is the son of Rafa & Sara Perez. He is a senior at Covenant Christian High School. He is a member of the Brandywine Cloverleaf 4-H Club where he has held the offices of Secretary, Vice President and President. His favorite 4-H projects are Creative Writing and Baking. He has won 1 Grand Champion, several Champions and numerous Blue & Red ribbon awards. His most memorable 4-H memories are those of the club meals that we would all share, especially around the holidays. The sense of community was palpable and the food was always beyond delicious. He plans to attend college next year to study environmental science or business.

**Andrew Pile**

Andrew is the son of Isaac & Janice Pile. He is a senior at Southwestern Jr/Sr High School. He is a member of the Southwestern Shamrocks 4-H Club, He plans to attend Purdue University.



**Nicholas  
Tormoehlen**

Nick is the son of Marty & Suzanne Tormoehlen. He is a senior at Triton Central High School and is a member of the Brandywine Cloverleaf 4-H Club. He has held the offices of At-Large, Vice President and Recreation officer. He has attended 4-H Camp and has received Grand Champion awards for Microwave Cooking and Creating With A Mix. His favorite project is Foods. His most memorable times in 4-H include any time my club leader, Pam Robinson, supported me and gave me the biggest hugs in the whole wide world. His career goal is to become a Physical Therapist.



**Shaelynn  
Weddle**

Shaelynn is the daughter of Patricia & Michael Weddle. She is a senior at Indiana Digital Learning School and is a member of Southwestern Shamrocks 4-H Club. She has received many awards in her years of 4-H and her favorite project is Horse & Pony. Her most memorable experience was riding her horse Dancer. Shaelynn plans to be a Veterinary Technician.



## ENROLLING IN 4-H

To enroll in 4-H you will use the 4-H Online website ([www.v2.4honline.com](http://www.v2.4honline.com)). If you are new to 4-H, you will need to set up a family profile and a log in. Please follow the step by step instructions for doing this. You may contact our office to get these instructions or they are also available on the website. If you are returning to 4-H, please DO NOT set up a new family profile. You will go to the one you previously set up. Use your e-mail address and password. If you cannot remember your password, there is an option to reset it. If you cannot remember the e-mail address associated with your account, please call our office and we can help you with that. We do not know your password! You must re-enroll in 4-H and Mini 4-H each year. If you are having problems, please call our office. Enter the projects you would like to take. If you are showing livestock (Beef, Dairy Cattle, Dairy Goats, Meat Goats, Pygmy Goats, Horse & Pony, Llamas, Alpacas, Sheep & Swine), you will need to go into your 4-H Online account and enter those animals (give the information that is asked for when you click the Animals tab on the left of your screen. The deadline for entering your animals in 4-H Online is May 15th. You MUST complete this step before you can enter your animals in the Fair Entry website to let us know which animals you will be exhibiting. They must also be there if you are exhibiting at the Indiana State Fair. We will let you know when this part of the website (4-H Online) is open for you to enter the information. Cats, Dogs, Poultry, Rabbits & Utility (Fiber) Goats do not need to be entered in 4-H Online but will need to be entered in the Fair Entry Website.

## FAIR ENTRY

This separate website is to let us know what you will be exhibiting at the Shelby County Fair. It is also how we can print out your exhibit tags and how we print judge's sheets. It will be open May 1 - 21. The website is [www.fairentry.com](http://www.fairentry.com). You will use the same login and password that you use for 4-H Online. Please see above for the list of animals that need to be in the 4-H Online Animal section. They must be entered in 4-H Online for the animals to be carried over to Fair Entry. This website will tell us divisions of general projects and classes for livestock. This step is important for participating in our Shelby County Fair. Members who have not entered their projects and/or animals in Fair Entry by the May 21st deadline will not be eligible to collect premium money for projects not entered. Please be sure to make your entries, both Livestock and non-livestock, in Fair Entry!

**Livestock**—Must identify the classes they will be showing their animals in.

**Non-Livestock**—Must identify the classes they will be entering their project in.

4-Hers missing the May 21st deadline must either stop before going to the judge's table for general projects and enter their projects in Fair Entry or go to the livestock check area and enter your animals in their appropriate class in Fair Entry before your animals are unloaded. You will not be eligible to receive premium money.

## Your 4-H Reminder Checklist!

### 4-H Enrollment...Join the Fun!

- 1-Enroll in 4-H on [v2.4honline.com](http://v2.4honline.com) (must be completed annually)
  - \*select your 4-H Club (information located in handbook, or county website online handbook and/or can call the office to find a club that fits your needs)
  - \*Choose your projects (project details and listings can be found in the online handbook or picked up at the extension office)

**Now that you're enrolled** in the Shelby County 4-H Program, here are some items for SUCCESS!

- 1-Arrange a time with the extension office to pick up your project-specific manuals, record sheets, record book (all first year members get a record book free, which is to be used for your entire 4-H career) and any other project-specific items.
- 2-If you are showing animals/livestock you will need to pick up or download from the county extension website these forms
  - \*Pen Reservation/Location Form
  - \*Auction Form (\$10) fee: optional
  - \*Lease papers (if leasing any animals)
  - \*Horse and Pony Class Entry Forms (if showing horses)
  - \*Read our bi-monthly newsletters (SC4-H News)-mailed to your home address and available electronically!
  - \*Like and follow us on Facebook (Shelby County, IN 4-H)!
  - \*Read our weekly emails (sent to primary email on your 4Honline profile) for all current and upcoming information!

### Preparing for the Shelby County Fair!

- 1-Work on your projects. If you have any questions, contact the office, the project superintendent or your club leader. All contact numbers are listed in your handbook.
- 2-Drop/Add any projects on the 4Honline profile by May 15th.

#### 3-May 15th-BIG DAY!

- \*Animal/Livestock Pen Reservation/Location Form due to the extension office.
- \*Auction Form and \$10 due to extension office, if selling your animal.
- \*Lease Agreements due to the extension office, if leasing your animal.
- \*Last day to drop/add projects
- \*All animal identification (Beef, Dairy Cattle, Dairy Goats, Meat Goats, Pygmy Goats, Horse & Pony, Llamas, Alpacas, Sheep & Swine) must be in 4-H Online.

- 4-Around the 1st of May you will receive a letter in the mail showing what you are enrolled in on your 4-H online profile to assist you in entering your project information into Fair Entry.

- 5-Enter your project entries for the Shelby County Fair in the Fair Entry website ([www.fairentry.com](http://www.fairentry.com)) which will be open **May 1st -21st**. This is a separate website and **all** general and livestock projects **must** be entered here.

**Livestock**—Must identify the classes they will be showing their animals in. Those missing the deadline will not be eligible for premium money.

**Non-Livestock**—Must identify the classes they will be entering their project in. Those missing the deadline will not be eligible for premium money.

- 6-At the end of May, you will receive your projects tags, judging schedules and fair passes in the mail to the home address you have listed on your 4Honline profile.
- 7-Wednesday the week before the fair (or before, (example-at project judging) your Green Record Book must be turned in by 4:00 p.m. to the extension office.
- 8-Check the handbook, letters and online for the project judging schedule.

### After Fair Information:

- 1-Projects and premiums will be picked up the Monday after the fair. See your handbook and newsletters for time and dates.
- 2-If your project has a placing sticker instead of a ribbon, please be sure to pick up your ribbon at project check out.

## NOTES



# **GENERAL INFORMATION**

Indiana and Shelby County  
Guidelines, Clubs, 4-H Trips/  
Workshops, Calendar,  
Superintendents, 4-H Advisory  
Council and Scholarships

# Indiana 4-H Program Philosophy & Expectations

The Indiana 4-H program serves the youth of Indiana by providing a strong educational youth development program. This program delivers educational experiences in a variety of settings. Caring, capable, and contributing adults assist in the 4-H program as models for youth. The rich heritage of the 4-H Program is one to be valued and passed along to future generations.

The Indiana 4-H Youth Policies and Procedures Handbook includes certain standards and guidelines to assure that 4-H is a positive youth development program. Legal authority for the 4-H program rests with the Director of Cooperative Extension at Purdue University. No county 4-H policy may conflict with state 4-H policy or with federal guidelines and requirements. County 4-H policy is guided by the county 4-H policy making or governing board (i.e., 4-H Council) as provided by the 4-H Youth Development program.

Deadlines for county and state participation should be carefully constructed so as to encourage rather than to discourage participation. Such deadlines should be well published. Members not complying with established and published dates and deadlines for exhibition may be denied the opportunity to exhibit.

It is the policy of 4-H to be an inclusive organization. No county policy or practice should be used to arbitrarily exclude youth from either membership or participation. Youth should participate in 4-H Youth Development opportunities at levels and times that best suit the youth's development.

Volunteers and Extension Educators may not require youth to attend 4-H club meetings in order to complete 4-H or exhibit their work unless a safety meeting required at the state level is required for the project.

**Membership:** Youth may become 4-H members when they enter the third grade and may continue their membership through the completion of grade 12. Individuals may continue membership for a maximum of ten (10) consecutive years.

- Exceptions:
1. Youth who enroll in grade 3 and are advanced academically (thus graduating early) may continue for a total of 10 years ONLY if the enrollment occurs in consecutive years.
  2. Those youth who are academically advanced and "skip" 3rd grade may begin the program as a 4th grader and may continue for a total of 10 years ONLY if the enrollment occurs in consecutive years.
  3. Those youth who enroll in grade 3 and are retained a grade in public school may continue to progress through the 4-H Program by adding subsequent years of participation, but MAY NOT exceed 10 years of participation. For example, if a member is retained one year in school (public, private or home), their final year of 4-H membership would conclude the summer following their junior year of high school.
  4. Those youth who entered the program in 3rd grade and for one reason or another leave formal education prior to the completion of 12th grade may continue for a total of 10 years ONLY if the enrollment occurs in consecutive years.
  5. Limited 4-H scholarships and awards may have specific qualifications extended beyond the typical grade listed for 4-H eligibility.
  6. Additional exceptions may be requested to the State 4-H Leader or his/her designee.

**NOTE:** 10 years of membership in the 4-H Youth Development is an opportunity--not an entitlement. Those youth who do not enroll as 3rd grade students or meet the exceptions above, conclude their involvement with the program during the summer immediately following the completion of their senior year in high school.

An individual's 4-H grade is determined by the school grade in which he or she is classified at the time of year he or she enrolls in 4-H. A member does not advance in 4-H grade until he or she enrolls in 4-H for the subsequent year. Each member should enroll in the division of a project/subject that would best suit his/her interest and potential for personal growth and would enhance

their family involvement.

Opportunities in the 4-H program are available to all Indiana youth as defined regardless of race, religion, color, sex, national origin or ancestry, genetic information, marital status, parental status, sexual orientation, gender identity and expression, or disability. Married individuals and parents who meet school grade requirements to participate in Indiana 4-H are eligible to fully participate in the 4-H program and are eligible for all benefits therein. All participants must participate by the same terms and conditions and/or guidelines regardless of marriage or parental status. Membership in 4-H is gained by annually enrolling through the Purdue University Cooperative Extension Service Office located in each of Indiana's 92 counties.

The Indiana 4-H Youth Development program year is October 1 to September 30 annually. Individual 4-H enrollment is an annual process attained by completing individual 4-H enrollment via the 4-H Online enrollment process. Statewide 4-H Online enrollment occurs annually October 1.

**Mini 4-H Non-Competitive Policy:** Mini 4-H is a program designed to encourage positive development of children, Kindergarten through second grade. Mini 4-H is not a requirement yet is available in the majority of counties in Indiana. The goal of Mini 4-H is to help young children explore friendships outside the family; explore the way in which things work; practice both small and large muscle control; and think about the ways people work together on projects.

The NON-COMPETITIVE learning environment for Mini 4-H includes:

1. Planned learning activities in which children are invited to be active and explore materials and ideas without the pressure of completing a specific product or exhibit.
2. Low adult/leader to child ratio that allows time for adults/leaders to provide individual, positive encouragement and assistance.
3. Simple, interesting activities that are fun.
4. Encouragement of children to participate in a group activity by sharing and or displaying their activity projects.
5. Rewards that are identical and/or ribbons of the same color for everyone.

DO NOT JUDGE projects, but instead discuss them with the child. If counties have Mini 4-H animal exhibitions, additional requirements may apply for the safety of participants.

**NOTE:** Purdue University and the Indiana 4-H Youth Development Program do not support, endorse, or encourage 4-H programming for children prior to Kindergarten. 4-H Youth Development Extension staff members and 4-H Volunteers may not offer, or encourage others to offer programming for children prior to Kindergarten.

**Youth Needing Special Accommodations and Opportunities:** 4-H programs should be designed to consider the needs of participants to create a sense of belonging and feeling of inclusion among all youth. Accommodations may be requested for youth who need them. For accommodations, please contact the Purdue Extension 4-H Youth Educator. Purdue Extension meets all reasonable and timely accommodation requests. A series of 4-H for All resources are available on the Indiana 4-H Website to help staff, volunteers, and families provide the best opportunities possible for all youth regardless of their level of abilities.

**Residence:** Indiana youth typically enroll in 4-H in the county or state in which they reside. However, individuals living in one county may join 4-H in another county. There must be educational or social reasons for an individual joining 4-H in a different county than that of their primary residence. During a single program year, a 4-H member enrolled in a given project may enroll and exhibit that project only in one county or state of enrollment.

In the event that a project is not offered in the county of primary 4-H enrollment, a 4-H member may enroll in that specific project in a different county. Approval of this special exception rests with the 4-H Extension Educator in consultation with the State 4-H Office. Participation in 4-H related activities and events (i.e., judging, performing arts, auction) must be in the county of primary 4-H enrollment.

The above policy is not intended to provide an escape mechanism for 4-H members and families who are unwilling to follow the terms and/or conditions in their current county of 4-H membership. Decisions regarding 4-H membership in a non-resident county (a county you do not live in), rest with the 4-H Extension Educator in the receiving county in consultation with the State 4-H Office.

**Behavioral Criteria:** Four-H members, Volunteers, Parents and the Public: When attending, participating or acting in behalf of the 4-H program, all persons are expected to conduct themselves in accordance with accepted standards of social behavior, to respect the rights of the others, and to refrain from any conduct which may be injurious to the 4-H program to persons and the 4-H program. As a participant in the Indiana 4-H Youth Development Program, I will:

- Respect, follow, and enforce the rules, policies, and guidelines established by the Purdue University Cooperative Extension Service, including all laws related to child abuse and substance abuse.
- Conduct myself in a courteous, respectful manner, exhibit good sportsmanship, and demonstrate reasonable conflict management skills. I will avoid any action that would obstruct or disrupt any 4-H activity, or that threatens or interferes with maintenance of appropriate order and discipline, and will also discourage others from any of those actions.
- Be truthful and forthright when representing the 4-H Youth Development Program. At no time, will I cheat or knowingly furnish false information.
- Present accurate, unaltered 4-H records.
- Follow the specific terms and conditions of a given project, contest, or activity. I will also encourage others to follow these terms and conditions.
- Under no circumstances possess, distribute, consume, or be under the influence of alcohol, tobacco or tobacco-like products, electronic smoking devices (including, but not limited to, e-cigs, vapes, juuls), illegal drugs, or other dangerous substances at 4-H Youth Development Program events or activities.
- Under no circumstances distribute, misuse or abuse over-the-counter, homeopathic (including supplements and vitamins), or prescription medications.
- Under no circumstances possess or use weapons, fire crackers, chemicals or other materials that can be used to create an explosive mixture. Note: firearms and archery equipment utilized under the direct supervision of an approved and certified 4-H Shooting Sports Instructor at an approved 4-H Shooting Sports activity are acceptable.
- Recognize that verbal, physical, or emotional abuse, or any conduct which threatens or endangers the health or safety of any person will not be tolerated. Avoid any reckless or inappropriate behavior.
- Respect physical property of others. Theft of, or malicious damage to, property is not tolerated, nor is any unauthorized entry, use, or occupancy of any facility.
- Understand that failure to comply with equal opportunity and anti-discrimination laws, or committing criminal acts are not acceptable practices in 4-H Youth Development Programs.
- Embrace diversity among all youth and adult participants, helping each person to feel welcome and included in the 4-H Youth Development Program.
- Accept my responsibility to represent 4-H Youth Development Programs with dignity and pride by being a positive role model for others.
- Avoid inappropriate interactions with, and inappropriate displays of affection toward other persons. I will not have unapproved guests in sleeping quarters at overnight 4-H events, nor will I engage in sexual behavior.
- Wear clothing that is appropriate for the event or activity.
- Avoid using any lewd, indecent, or obscene conduct or language.
- Accept supervision and support from Extension staff or designated volunteers.
- Be mindful of and follow Purdue, Centers for Disease Control and Prevention (CDC), and other state and local health authority safety guidelines and procedures related to any epidemic or pandemic illness.
- Participate in appropriate orientation and training, including youth protection standards, sponsored by the Purdue Cooperative Extension Service.
- Operate machinery, vehicles, and other equipment in a safe and responsible manner.
- Not misuse fire equipment or sound a false fire alarm.
- Treat animals in a humane manner and teach program participant appropriate animal care and management.

- Use technology in an appropriate manner that reflects the best practices in youth development. During virtual 4-H activities, I will follow acceptable University practices being mindful of the virtual learning environment.
- Accept my responsibility to promote and support the 4-H Youth Development Program in order to develop an effective county, state and national program.

**When violations occur at out-of-county, district, area, state and/or national 4-H events, the following procedures will be followed:**

- A. The parents/guardians may be contacted to arrange transportation home for the violator (s) AND,
- B. The local County Extension Youth Educator may be notified.

**Exhibition:** Exhibition of 4-H projects/subjects in local, county or state exhibits/fairs, in person or virtually, is voluntary on the part of the Exhibitor. The exhibition of 4-H projects/subjects provides 4-H members an opportunity to display their 4-H projects/subjects, enter competition and participate in an educational/social environment with peers. With exhibition also comes the responsibility for abiding by all the terms and conditions pertaining to the respective 4-H project. All County and State Fair Exhibits shall obey the following:

- An exhibit may not be entered in more than one county or State Fair 4-H lot except in some animal classes where designated. In a State Fair lot requiring more than one item, all items must be exhibited by the same 4-H member. All parts of an exhibit made in one lot must belong to one 4-H member.
- All 4-H exhibits at the county and State Fair must be prepared during the current 4-H year. Eligibility rests solely with the State 4-H Program Leader on entries in all 4-H classes.
- Any 4-H exhibit removed from display prior to the official release will be disqualified. Any 4-H placing/prizes (including ribbons, money, medals, trophies, etc.) awarded that exhibit will be forfeited.
- 4-H exhibitors having an entry in animal classes at State Fair are expected to show their own animals. In cases where this cannot be done, the owner may request another Indiana 4-H member to serve as a substitute showman. Substitute showmen must be approved in writing by the 4-H show manager 24 hours prior to showing of the animal(s) needing a substitute showman. Requests will only be granted for medical emergencies, conflicts with showing other animals, or desperate circumstances deemed unavoidable by the 4-H show manager. Failure to be excused from a job and/or non-4-H related creative arts or sporting event or practice will not result in a substitute showman being granted.
- The county 4-H Educator has discretion over all exhibition eligibility requirements and decisions.

**Completion:** A 4-H experience may include a variety of options and must not be misinterpreted solely as exhibition of a project at a local, county or state fair. There are a number of ways that a young person may participate in the 4-H Youth Development Program in addition to the club-based option. Participating in these 4-H opportunities enables the youth to build skills that will serve them well throughout their adult lives.

4-H members are considered complete in their 4-H educational experience for the year when they have: (1) completed the 4-H Member Enrollment process prior to the established and published date for enrolling and (2) had an officially recognized 4-H volunteer/Extension Educator verify the existence of the completed project/subject or the member's participation in a 4-H educational experience-this could be in the form of an exhibit, poster, report, presentation, etc. Or, a member may choose to submit a completed record sheet in lieu of an exhibit to complete the club- or fair-based 4-H project/subject. The 4-H record sheet will be based on printed or web-based educational materials (used by Indiana 4-H Youth Development) and submitted prior to the established and published date.

Though exhibiting at the county fair is not required for project completion, as it does not



necessarily relate directly to content and skills learned in the development of the 4-H project, project exhibition is encouraged as a continuation of the educational experience. Extension employees and volunteers are obligated and eliminate (and should not create) any practices that limit, deprive or tend to deprive any youth of opportunities for membership and/or participation in the Indiana 4-H program.

Per state and federal guidelines, volunteers and Extension Educators may not require youth to attend 4-H club meetings in order to complete 4-H or exhibit their work.

Exhibits entered after the project deadline will be counted complete, but given a participation ribbon. *Because this handbook contains information regarding activities throughout the year, the rules and guidelines contained herein are applicable from January 1 through December 31 of the current year.*

### **Grievance:**

The grievance procedures outlined in this document are utilized as part of an internal process of the Indiana 4-H Youth Development program when grievances of 4-H members, their parent/guardians, or 4-H volunteers cannot be resolved via reasonable conversation. This policy affords the opportunity in those unique situations to allow voice or opinion to be heard when there is a dispute regarding 4-H participation, activities or programs. This is not a mechanism for complaints against individual 4-H members (or their families), 4-H volunteers, judging officials for competitive events, or Purdue Extension staff. All resulting decisions will be made in accordance with the Indiana 4-H Program's stated mission to be an inclusive organization designed to encourage and maximize youth participation. The rights of the individual filing the grievance are limited to those provided by Indiana 4-H Program policy.

Purdue University, as the Land Grant University in Indiana, is charged (by the United States Department of Agriculture) with implementing the 4-H Program in communities across the State of Indiana. Purdue Extension Educators in each Indiana county represent the university in local communities and have the responsibility of assuring all 4-H volunteers meet basic university criteria as they serve as representatives of the university. Purdue Extension Educators additionally provide oversight to 4-H volunteers including the assurance that Indiana 4-H Policies and Procedures are appropriately implemented in 4-H Program delivery.

Individual county 4-H policies and procedures should be created and reviewed to assure they do not contradict established statewide 4-H policies and procedures. If a contradiction is discovered during the grievance process, Indiana 4-H Program policy shall be followed in determining the grievance outcome.

1. Grievances are made by completing the Indiana 4-H Grievance/Appeal form with the burden of proof being the responsibility of the individual filing the grievance. The completed grievance/appeal form and supporting documentation shall be presented to the president of the 4-H policy-making body (e.g., 4-H Council) or the Purdue Extension Educator who works with the 4-H Program. (NOTE: concerns regarding staff, volunteers members or other individuals are not issues for which a grievance may be filed. 4-H volunteers are assigned by the 4-H Extension Educator. Concerns regarding 4-H volunteers, members, or other individuals should be addressed directly with the Purdue 4-H Extension Educator.)
2. Grievances pertaining to 4-H activities, programs or projects shall be filed within 14 days of an incident or occurrence. Grievances pertaining to county fair related issues are often time-sensitive and must be filed within 24 hours of the incident.
3. The grievance process occurs in the county where the issue or concern arises and offers two opportunities for a concern to be heard and reviewed.
  - A. The grievance is initially heard by an unbiased, representative grievance sub-committee of approved 4-H Volunteers. It is the Purdue Extension Educator assigned to 4-H Programming who shall annually work with the chair of the county 4-H Council to determine this committee's membership to include a combination of 3-6 of the following individuals: one representative of the 4-H Council; two 4-H volunteers serving as a 4-H club organizational leader; one member of the County Extension Board; one 4-H volunteer knowledgeable in the subject matter (project) of concern (this individual will vary dependent on the issue raised with the grievance); one youth representative; and up to three community leaders.

The Purdue Extension Educator assigned to 4-H shall convene the group.

B. The person filing a grievance may appeal a decision of the 4-H Grievance Committee to the State 4-H Program Leader or designee. The Program Leader or designee will review the facts in evidence and render a decision. This is the second and final level in the appeal process.

\*\*The intent of a two level process is to assure different individuals have the opportunity to hear and act on the grievance. ALL individuals involved at any level of the grievance procedure are reminded of the importance of keeping discussions regarding grievances confidential.

To maintain the confidentiality of the parties involved, the grievance hearings at each level will be closed to the public. Only the individuals who have filed the grievance, the members of the grievance committee, and the Purdue Extension Educators will be present during each level of the grievance process. \*\*\*\*The grievance process is internal to the Indiana 4-H Youth Development Program and meetings of the grievance committees are not subject to Indiana's Open Door Policy.

The Purdue Extension Educator assigned to work with the 4-H Program has the obligation to inform all parties that there is a grievance procedure if there are disagreements with policies.

The practice of charging fees from those filing grievances shall be eliminated and all counties will utilize the Indiana 4-H Grievance/Appeal Form as part of the grievance process.

# Shelby County

## 4-H Statement of Policy

If at any time the safety of a 4-H member or 4-H animal is considered to be in jeopardy, the Shelby County Extension Director, under the authority of Purdue University, has the final decision on what action should be taken.

**Enrollment:** The online enrollment period for the Shelby County 4-H Program begins October 1. The cost to enroll in 4-H is \$20 per 4-H'er (\$5.00 will go to the county and \$15 will go to the State). The maximum amount per family will be \$60. For households with 4 or more members, the discount will be figured in the 4-H Online system. May 15th is the last date to add or drop any projects. After May 15th, any projects brought to the fair that are not enrolled will be for exhibit only. Dropping or adding projects must be done online. The total number of projects a 4-H member may enroll in should be determined by the member with guidance from his/her parents and 4-H Club Leader. Each child's ability varies, so the number of projects taken yearly must be determined on an individual basis. All 4-H members are encouraged to complete all of the projects in which they are enrolled. A 4-H member may enroll in more than one project category (division/section) each year, but may exhibit in only one category. 4-H'ers may enroll only in one age level and/or skill level each year.

The parent/legal guardian and member must agree to abide by the following:

### **Parent/legal guardian Statement:**

I (we) understand, agree to abide by, follow, and comply with the rules, policies and expectations of the 4-H program and will conduct myself (ourselves) in a courteous and respectful manner by exhibiting good sportsmanship and being a positive role model for youth. I (we) also understand that failing to do so will constitute grounds for sanctions against and/or dismissal of me (us) and/or the member from the program.

### **Member Statement:**

I agree to follow the rules, policies and expectations of the 4-H program and will conduct myself in a courteous and respectful manner by exhibiting good sportsmanship and good behavior. I understand that failing to do so will result in sanctions, discipline, and/or dismissal from the program.

**Changing, adding, or deleting projects deadline is May 15.** Those in livestock/animal projects must follow any other deadline(s) established.

**Project Workshop Sponsorship:** Applicants wishing to attend workshops may qualify for financial assistance. Written requests should be directed to the Shelby County Extension Youth Educator.

**Deadlines:** The proper compliance with established, stated and published final dates and deadlines is considered an appropriate expectation of 4-H membership. Submitting things on time and following the rules is part of the 4-H learning experience and is considered a reasonable thing to do. Individuals not complying with these expectations may lose awards and privileges. This is especially true in animal projects where animal ownership, raising, and identification has a specific time line as part of the project requirements. Members not complying with established and published dates for exhibition may be denied any and all premiums or awards for that project. For paperwork due online, the due date stated is the deadline.

**Participation:** Attendance and participation at 4-H meetings is highly encouraged as a part of the overall educational experience. However, attendance or participation at club meetings cannot be required as a criteria for project completion. 4-H club meetings should be of the quality that 4-H members should want to attend, participate and learn something beneficial. Also, rewarding 4-H clubs, 4-H club members and 4-H volunteers for attendance and participation in club meetings, tours, workshops, local and county exhibits, etc., is encouraged. The rewards for participation in 4-H meetings, tours, and activities should be significant enough to cause the 4-H member to see the advantage of reacting positively. 4-H club volunteers and members of local clubs may establish goals for attendance, exhibits, completion, etc. to meet the criteria established for

awards and recognition for their clubs as long as they do not conflict with stated county, area and/or state policies.

**Exhibit Eligibility:** Any situations not covered by these rules shall be handled by the 4-H Youth Educator.

- Any exhibit removed from display prior to the official release will be disqualified. Any placings and prizes (including ribbons, money, medals, trophies, etc.) awarded to that exhibit will be forfeited.
- 4-H animals sold or purchased privately or offered for sale at public auction after the enrollment deadline and prior to the Shelby County Fair shall not be eligible to show.
- Animals shown at other shows after the enrollment deadline under different ownership will not be eligible.
  - Horses and ponies enrolled in the Shelby County 4-H program may be shared among exhibitors for non-4-H shows or activities outside of the county fair. However, animals shown under different ownership after the 4-H enrollment deadline of May 15 until the county fair show will not be eligible for county fair exhibition under 4-H rules. Exhibitors planning to show at the Indiana State Fair should be aware that animal sharing under multiple ownership may not be permitted at that level and is therefore not advised.

**Fraud and Deception:** Fraud and/or deception will not be allowed relative to 4-H exhibits.

"Fraud and/or deception" being defined to include, but not limited to, the following:

1. Tampering (altering) and/or misrepresentation relative to an animal's breeding, age, ownership, and/or method of preparation or completion;
2. Unethical fitting of animal exhibits considered as consisting of administration of any substance or performance of any surgical procedure, altering the animal's conformation and/or rendering its tissues unfit for human consumption at the time of exhibition or subsequent slaughter.
3. Exceptions include hoof trimming; dehorning; removal of hair; manipulation of normally attached hair; dubbing of game fowl; and treatments or surgical procedures applied to relieve pain and suffering of a sick or injured animal, providing such treatments do not render the animal's tissues unfit for human consumption.
4. For general projects, a project must be completed during the current program year and/or added to during the current program year. (The current program year will start after the first official day of the Shelby County Fair.) The same project may not be exhibited more than 1 year.

#### **Determination of Fraud and Deception**

1. The Grievance Committee will determine if fraud and deception has occurred. The committee's decision will be final.
2. The top five places in each livestock class and any suspect animals may be required upon conclusion of judging to submit to examination or tests as prescribed by the 4-H Advisory Council.
3. If the official determines that fraud and deception has occurred, the result will be immediate disqualification by the director in charge of that department. His/her decision will be final.

**Penalty:** Upon determination that fraud and/or deception has occurred prior to, during, or after judging, any one or more of the following penalties shall be imposed:

1. The exhibit in question will be immediately disqualified (reference "Determination of Fraud and Deception" above).
2. The exhibit will not be allowed to be sold in the 4-H auction. In the case of an exhibit already sold at the 4-H auction, the Exhibitor will be required to refund/return all sale money in excess of market value to the 4-H Advisory Council. At the discretion of the 4-H Advisory Council, the money will be returned to the buyer or otherwise donated to the Shelby County 4-H Promotion Funds.
3. Any or all of the Exhibitor's other fair 4-H exhibits will be disqualified.
4. Any or all premiums, trophies and awards won by the Exhibitor in any or all county fair departments will be withdrawn and required to be returned or refunded to the county fair.
5. The 4-H Exhibitor and/or his/her immediate family members will be barred from competition at the Shelby County Fair 4-H shows for up to three years.

**Due Process:** The assessment of any or all penalty(s) for fraud and/or deception, excepting immediate disqualification (reference "Determination of Fraud and Deception" above), shall follow the processes listed below:

1. The director in charge of the department will determine which penalty (or penalties) to impose.
2. The Exhibitor will be notified in writing of the penalty (or penalties) imposed.
3. Within five (5) days of receiving written notification, the Exhibitor may appeal the decision in writing to the Shelby County Extension Youth Educator, who will turn it over to the Grievance Committee.
4. A date will be set for a hearing by the Grievance Committee, and the Exhibitor will be notified in writing.

NOTE: While 4-H officials and the Shelby County Advisory Council may confer and impose penalties at the same time, their decisions regarding penalties are separate.

**Loss or Damage:** The Shelby County 4-H Advisory Council and 4-H Department do not assume any liability for loss or damage to any article, but the attendants will use all precaution possible to avoid any losses or damage.

**Judging:** All exhibits will be judged on the basis of the entire exhibit requirements. A set or collection of articles will be judged as a whole unit, not individually. Project judging is open, except as indicated. Selection of placings higher than Honor Group is closed to all 4-H members. If you are unable to stay for your project to be judged, please check your project in with the project helper and it will be judged at the end. Awards will be made on the basis of merit. Judges in the Community and Brinson Hall Buildings will receive a copy of our exhibit rules prior to the fair. In order to insure that all exhibits in Honor Group or higher placings meet county requirements, these exhibits will be checked by a representative of the County Extension Office and a club leader, building superintendent or project superintendent prior to the judge's departure of the fairgrounds. JUDGES' DECISIONS ARE FINAL!

**Grand Champion** -- Highest award given to most deserving in a project area.

**Reserve Grand Champion** -- Second highest award given in a project area.

**Champion** -- Highest award given to most deserving in a project area division, selected from honor group blue ribbon winners.

**Reserve Champion** -- Second highest award given in a project area division.

**Honor Group** -- honorable mention, outstanding Blue Ribbon Winners.

**Blue Ribbon** -- First place group in general projects, and first place winners in each livestock/animal class.

**Red Ribbon** -- Second place group in general projects, and second place winners in each livestock/animal class.

**White Ribbon** -- Third place group in general projects, and third place winners in each livestock/animal class.

**Pink Ribbon** -- Fourth place winners in each livestock/animal class.

**Yellow Ribbon** -- Fifth place winners in each livestock/animal class.

**Green Ribbon** -- Sixth place winners in each livestock/animal class.

**Green Participation Ribbon** -- Given on projects not meeting requirements and/or late entries. (Projects are graded down one ribbon for each requirement which is not met. If more than two requirements are missed, a green participation ribbon will be awarded.) Also given in livestock/animal projects for exhibits placing below Sixth place.

**Orange Ribbon** -- Denotes exhibits eligible for state fair exhibition.

**Premiums:** Premiums will be paid only to members who have enrolled in the project by the deadline date, and have submitted their white "My Record of 4-H Achievement" card with their completed and signed project record sheet(s) by the deadline. Premiums will be paid to 4-H members on all eligible projects, including livestock/animals, after the county fair on Monday June 22, 2026 from 5:00 to 7:00 p.m. For general projects, the following premiums will apply: Blue = \$2.00; Red = \$1.50; and White = \$1.25. Livestock/animal premiums are listed in their respective sections of this handbook. If 4-H projects are not picked up by release time, premium money will be forfeited. For hardship, refer to Hardship Procedure.

**Record Books:** All 4-H Record Books should be turned in to the 4-H Building Office at or before check-in time for their projects. In order to receive premium money, completed Green Record Books will be accepted **NO LATER THAN 4:00 p.m., WEDNESDAY, JUNE 10** (before the County Fair). Record books reflect the work of the 4-H member, and should be completed by the member, neatly written or typed. Record books will be checked and returned to the 4-H'er at project check out. Late Green Record Books will be accepted until 4:00 p.m. on July 31st for 4-H year completion only. Members should keep in mind the following items, which will determine their completion:

**Completion** -- Questions on "My Record of Achievement" are suitably answered.

**Dates, Times Appropriate** -- Records follow a logical order.

**Achievement** -- Records reflect project development, instructions were followed, results indicate experience gained.

**Neatness** -- Records are legible (handwritten or typed).

**Project requirements have been met!**

**Project Release:** General Projects will be released on **Monday, June 22 from 5:00 p.m. to 7:00 p.m.** 4-H members should make arrangements in the event of a conflict. Perishable items left after 7:00 p.m. on Monday will be disposed of by the 4-H Staff. A second opportunity to pick up projects will be Monday, August 24, 2024 from 5-7 p.m. After this, projects which are not picked up will be held at the 4-H Building at the Shelby County Fairgrounds. Projects not claimed during that time will become the property of the Shelby County Extension Office. Projects not picked up at the fairgrounds forfeit any premiums awarded for those project.

Animal Project release times are listed by species in the Fair Event Livestock Schedule. If animals leave prior to the release time or without the approval of the species and livestock superintendent (see Livestock and Animals General Exhibitors Rules, Arrival/Stalling/Release Procedures) or do not clean up the stall space in which the 4-H animals were housed, premiums will be forfeited. Premiums for livestock will be available during General Project release at the 4-H Building on **Monday, June 22nd from 5:00 p.m. - 7:00 p.m.** Any premiums not picked up at that time will be forfeited.

**State Fair Project Exhibition:** General projects to be exhibited at the State Fair will be selected by an official judge at the Shelby County Fair (with the exception of garden projects), based upon the work completed at that time. State Fair entrant must inform Extension Office within 3 days of premium collection if they do not plan to exhibit at the State Fair. The alternate State Fair entrant will then have the opportunity to exhibit. Judges will approve a runner-up state fair entry at judging. For all livestock/animal state fair competitions, refer to their respective sections of this handbook. **STATE FAIR PROJECTS MAY BE PICKED UP ON MONDAY, AUGUST 24, 2026, 5:00 - 7:00 p.m. at the 4-H Building at the Shelby County Fairgrounds.**

**Hardship Procedure:** In case of hardship, a written and signed request for permission to make an entry or release at a time other than that scheduled must be submitted to the County Extension Youth Educator. The Youth Educator has the authority to accept or reject any request submitted after a deadline date has passed.

**Gratitude:** It is hoped that all 4-H members winning special awards or trophies will be courteous enough to write to the donor expressing appreciation for making such an award possible.

### Exhibition Deadlines

- May 15 - All animals requiring 4-H Animal Identification (in accordance with Board of Animal Health regulations) must be identified in 4-H Online to meet Indiana State Fair exhibition eligibility. This includes Beef, Dairy Cattle, Goats (Dairy, Meat & Pygmy), Horse & Pony, Llamas & Alpacas, Sheep & Swine. Shelby County does not require Cats, Dogs, Poultry or Rabbits to be identified in 4-H Online.
- May 15 - For Shelby County this is the registration deadline as well as the Drop/Add for projects.
- May 15 - Pen Reservation Forms and Livestock Auction Forms are due.
- May 21 - 4-Hers exhibiting Beef Cattle, Dairy Cattle, Dairy Goats, Meat Goats, Poultry, Rabbits, Sheep, & Swine must complete the Indiana 4-H Quality Livestock Care or the Youth for Quality Care for Animals (YQCA) must be completed by this date. 4-Hers completing the YQCA must provide the Extension Office with a copy of their completion certificate.
- May 1 - 21 - All exhibits must be entered into Fair Entry.
  - ◊ Livestock - must identify the classes they will be showing their animals in. Those missing the deadline must complete Fair Entry before unloading their animal and will be able to show their animal in its class but will forfeit any premium money
  - ◊ Non-Livestock - must identify the classes they will be entering their project in. Those missing the deadline must complete Fair Entry before judging and will forfeit any premium money.

## LEADER TRIPS AND WORKSHOPS

Full or partial fee rebates are available for many 4-H volunteer leader training workshops and clinics. Contact the Shelby County Extension Office for details.

Trip/Workshop	When	Location	Purpose/Focus	Deadling
Shooting Sports Instructor Workshop	April 10-12, 2026  September 11-13, 2026	Ross Camp in Tipton County	Participating volunteers will become an Indiana 4-H certified Shooting Sports Instructor upon successful completion of this course of training.	County application deadline is one month prior to event
Indiana 4-H Leadership Summit (Tenured 4-H Adult Volunteer Recognition)	TBD		This is recognition of Indiana 4-H Foundation	

# TRIPS/WORKSHOPS

All 4-H'ers are encouraged to apply for trips and workshops. Most workshop fees range from \$150.00 to \$1600.00. Many 4-H'ers trips or workshops may be sponsored and paid for by local organizations. Trips and Workshops are awarded on recognition of 4-H achievement and personal goals.

Applications for trip scholarships given by the Shelby County 4-H Advisory Council are due March 1. These are reviewed by the Awards Committee, under the guidance of the 4-H Advisory Council. After March 1, you may sign up for these trips and awards by the State due date.

## CAMPS

Camp Name	Dates	Location	Who may attend:	Cost	Application Date
4-H Camp	May 27- May 30, 2026	Shakamak State Park	This is for any 4-H member in Grades 3-6 at the time of application	TBD	1st come, 1st served after it is published in the spring SC 4-H News
4-H Camp Counselor	May 27 - May 30, 2026	Shakamak State Park	Must be in Grades 9-12 and have some leadership experience (Junior Leader experience highly encouraged)		TBD

## STATE TRIPS AND AWARDS

Trip Name	Dates	Location	Purpose/Focus	Who may Attend:
Agricultural & Biobological Engineering: Mini Autonomous Tractor Design & Competition  4-H Academy	June 10-12, 2026	Purdue University	Explore Agricultural and Biological Engineering, where cutting-edge science, technology, & engineering come together to solve real-world agricultural challenges, through designing & building an autonomous mini tractor. Learn about using 3-D design software and printers to translate your ideas into reality, developing programs to control a tractor's movement, & designing engines to power tractors. The best part? Teams will put their tractors to the test in an epic tractor-pull showdown on the final day!	Youth in grades 9-12
Animal Science: Animal Health	June 10-12, 2026	Purdue University	Are you interested in a career in veterinary medicine? Come discover what it takes to work in the animal health field. Youth will have a hands-on learning experience that helps them learn more about the Veterinary Science profession, and opportunities for careers in animal health. Topics included in the workshop include general health care, physiology, anatomy and careers. Youth will have the opportunity to work alongside Purdue Veterinarians & staff through various clinical activities.	Youth in grades 9-12



## STATE TRIPS AND AWARDS

Trip Name	Dates	Location	Purpose/Focus	Who may Attend:
Unlock the Future with Artificial Intelligence  4-H Academy	June 10-12, 2026	Purdue University	Dive into the fascinating world of AI in this hands-on class. Learn how to build smart machines, explore ethical challenges, and discover how AI is transforming our world. You'll gain the skills to shape tomorrow. No prior coding experience required—just curiosity & a passion for innovation. Enroll today and become part of the AI revolution!	Youth in grades 9-12
Heroes of Change: Level Up Your Leadership  4-H Academy	June 10-12, 2026	Purdue University	Ready to be the hero your community needs? Join us for a 3-day session where you'll level up your leadership skills and take on real-world challenges like a true changemaker! Think of it as your own "Avengers Assemble" moment, where you'll team up with others to tackle issues like poverty through simulations and connect with organizations that are already making a difference. By the end, you'll have your own action plan to save the day—no cape required!	Youth in grades 9-12
Digital Agriculture  4-H Academy	June 10-12, 2026	Purdue University	Explore how digital technologies and data sciences are being leveraged to make agriculture more efficient, productive, and sustainable through the Digital Agriculture workshop. Learn more about the applications of robotics, sensors, & programming in agriculture through hands-on activities and tours. This workshop will also explore the variety of science, technology, and engineering disciplines that collaborate to develop digital agriculture solutions.	Youth in grades 9-12
Food Science  4-H Academy	June 10-12, 2026	Purdue University	Have you ever wondered how raw agricultural crops can be turned into a processed food product? Join the Department of Food Science at Indiana 4-H Academy to explore fermentation by making your own fermented food product and participate in a sensory evaluation of the food. You'll even get to take home the final product! Participants will also explore food safety, chemistry, food processing, and more through exciting, hands-on activities. We can't wait to see you there!	Youth in grades 9-12
Creative Arts: Create Your Career  4-H Academy	June 10-12, 2026	Purdue University	Explore career pathways within Creative Arts to work as a group to complete the design of a "new" state of the art, university dormitory that will be the highlight of student life. Groups will learn to design and shape the dormitory through interior/structural design, fine arts, digital/graphic arts, & landscape art. Participants will gain real-life expertise in these professions through hands-on learning opportunities that will guide them to "Create Your Career"	

## STATE TRIPS AND AWARDS

Trip Name	Dates	Location	Purpose/Focus	Who my Attend:
Forensic Science: Wildlife, Entomology & Food Fraud  4-H Academy	June 10-12, 2026	Purdue University	<b>Food Fraud:</b> The Food Fraud module will help you learn about data, evidence, and scientific reasoning so you will be ready to work in the entomology & wildlife forensics labs on campus during 4-H Academy. <b>Wildlife Forensics:</b> During this module, students will learn about the field of wildlife forensics including a brief introduction of the discipline and examples of different types of crime against wildlife. Hands-on activities will include labs on how to collect evidence (hairs, prints) and use it to solve crimes. <b>Forensic Entomology:</b> Insects in Investigations: In this workshop, students will learn about the application of insect evidence in criminal investigations. The workshop will have a mixture of lecture, hands-on insect collection, experimental design and data collection to discuss insect behavior and development, & the use of insect evidence in investigations. Note: Some online prework is required for this course!!	Youth in grades 9-12
Introduction to Emergency Medical Services  4-H Academy	June 10-12, 2026	Purdue University	The intro to EMS workshop is focused on careers in the Emergency Medical Services field. This workshop provides participants with hands-on learning opportunities to practice the skills associated with careers as First Responders, Emergency Medical Technicians, Paramedics, & Fire Fighters. Students become CPR certified and learn through hands-on activities: scene size-up, patient assessment, rescue techniques, scene preservation, radio procedures & tours of fire stations, emergency helicopters & Mobile Simulation Ambulances.	Youth in grades 9-12
Natural Resources  4-H Academy	June 10-12, 2026	Purdue University	Learn about fisheries, forestry & wildlife science through hands-on activities like wildlife radio telemetry, darting, aquatic sampling, mist-netting & more. Topics may vary annually based on instructor availability. Participants will also learn about the many natural resources career opportunities.	Youth in grades 9-12
Plant Sciences: Living Landscapes-Grow, Design, Sustain  4-H Academy	June 10-12, 2026	Purdue University	Calling all plant whisperers & yard-design dreamers! Dig into this workshop, where science meets creativity & dirt turns into epic adventures. Unleash your inner green thumb with seed-sational experiments, floral arranging feats, friendly turf wars, & design challenges that will make your garden the envy of the block! Sign up today & watch your love for all things plants bloom!	Youth in grades 9-12

## STATE TRIPS AND AWARDS

Trip Name	Dates	Location	Purpose/Focus	Who may Attend:
Show Me the Money  4-H Academy	June 10-12, 2026	Purdue University	This is a dynamic three-day experience designed to help high school students master essential adulting & financial know-how. From day one, you'll step into a whole new role as part of a "family" navigating real-world financial scenarios. You & your teammates will make key decisions on budgeting, spending, & savings to thrive in your fictional household. With hands-on activities & engaging field trips, you'll gain skills that stick.	Youth in grades 9-12
The Science of Flight  4-H Academy	June 10-12, 2026	Purdue University	The Science of Flight Workshop will help youth learn more about aviation & the science & opportunities that surround it. During the workshop, they will build model rockets & planes, explore aviation facilities, & study aerodynamics to learn about the principles of flight as well as be exposed to career opportunities in aviation & aerospace.	Youth in grades 9-12
Weather, Climate and Disaster Readiness 4-H Academy	June 10-12, 2026	Purdue University	Explore weather & climate science & disaster preparedness by analyzing weather patterns, creating disaster response plans, & learning how scientists track extreme weather events. Discover how emerging technologies are revolutionizing weather prediction & disaster response & recovery efforts. Build skills that could launch you into a rewarding career in meteorology or emergency management.	Youth in grades 9-12
State Junior Leader Conference		DePauw University	The conference develops leadership, understanding of group dynamics & awareness of self.	Members in grades 9-12
4-H Round-Up	June 22-24, 2026	Purdue University	Youth will tour campus and all schools, learn about educational opportunities of college life and participate in a career fair.	Any 4-H member in grades 7, 8, or 9 and must be at least 12 years of age by event
State 4-H Chorus	June 20-22, 2026	Purdue University	Group attends an intensive 4 day workshop & performs Tuesday evening during 4-H Round-Up.	Any youth completing grades 9-12 may apply.
State 4-H Band	June 20-26, 2026	Purdue University	Band attends an intensive 3 day workshop and performs Monday evening during 4-H Round-Up	4-H membership is not required.

## OPPORTUNITIES

State Fair Exhibit Hall Workers	Aug 1 - 25, 2026	4-H Exhibit Hall Indiana State Fair-grounds	Workers display and supervise exhibits, including check-in and check-out, assist with judging, and work with other State Fair events.	4-H'ers ages 15 and older	April 1 to State
---------------------------------	------------------	---	---	---------------------------	------------------

## NATIONAL TRIPS AND AWARDS

Trip Name	Dates	Location	Purpose/Focus	Who may Attend:	Application Due
Ignite by 4-H	March 25-29, 2026	Washington, D.C.	This four-day interactive summit helps teens find their spark through inspiring speakers, hands-on workshops, off-site experiences, career exploration and connecting with peers	High school ages (ages 13-19)	
National 4-H Conference	April 10-15, 2026	Hyatt Regency Crystal City Hotel in Arlington, Virginia	An opportunity to participate actively in 4-H program development at the national level. The conference provides a system for exchange of 4-H programming ideas among states	4-H members grade 10 and above by January 1 - 4 youth will be selected by application & interview process	State application deadline is January 3
National 4-H Congress		Atlanta, Georgia	Participants will be chosen through the resume/video application process used with the 4-H Congress Scholarship	4-H members grade 10 and above by January 1	To the Shelby County Extension Office by March 1
National 4-H Dairy Conference		Madison, Wisconsin	The conference provides the opportunity to explore vocational and professional opportunities in the dairy industry and encourages leadership development	4-H members enrolled in Dairy Cattle project for at least 3 years and turning 16-19 years old during the current year are eligible	To the Shelby County Extension Office by March 1

# SCHOLARSHIPS

Complete information and applications for most scholarships listed below are available at the Shelby County Extension Office, 20 W Polk Street, Suite 201, Shelbyville. Other scholarships may become available during the year and will be published in SC4-H News, the 4-H newsletter.

## LOCAL SCHOLARSHIPS

Scholarship Name	Due Date	Amount	Number Awarded	Eligibility	Forms Needed
Rachel M. Harding Memorial Scholarship	January 15	\$300	1	Waldron High School 4-H members (must have completed 3 or more years of 4-H membership) in Grades 9-12 (Past recipients may reapply)	Applications are available on the Blue River Foundation website or from the Waldron High School Guidance Office
Shelby County Farm Bureau, Inc. Scholarship	Feb 20	\$500	2	Open to youth ages 17-25 and a member of a Shelby County Farm Bureau, Inc. family (family membership must have been carried at least two years prior to application.) Applicant must have been a 4-H, FFA or FHA member and have proof of enrollment in a two-year, four-year, or more college	Please contact the Shelby County Farm Bureau office.
Shelby County Beef Association	Feb 15	\$500	2	Any Shelby County youth, 15 to 21 years old, who is actively engaged in the promotion of the beef cattle industry	Application submitted to Scholarship Chairman
Shelby County 4-H Junior Leader	June (exact date TBA)	Varies by number of completion years	1	Must be in your senior year (last year in 4-H)	Applications are available in the Extension Office

## STATE SCHOLARSHIPS

Scholarship Name	Due Date	Amount	Number Awarded	Eligibility	Forms Needed
4-H Club Scholarship	Submitted in 4-H Online by January 25	varies	varies	Any Senior in high school who has been a club member for at least 4 years and must be pursuing studies in Agriculture or Consumer and Family Sciences at Purdue University. Awarded on basis of scholastic ability, financial need, and achievement in 4-H club work.	"My Record of 4-H Achievement" sheets must accompany application.
Indiana 4-H Accomplishments Scholarship	Submitted in 4-H Online by January 25	Minimum of \$500	1 per category	Youth in grades 10-12 and 1 year after 4-H eligibility are eligible. May be applied to any post high school studies or training	Cover letter, resume, demographics page (see application for details)
Indiana 4-H Foundation Scholarship	Submitted in 4-H Online by January 25	\$250	150 or more	Any field of study. Open to High School Seniors	State 4-H Scholarship/Trip Application Form

The Indiana 4-H Foundation administers two (2) interest-free loan programs for academic juniors and seniors at Purdue University - the Bob Amick Loan Fund and the Myers Family 4-H Loan. Students are eligible for one loan from one fund per academic year with a maximum of two loans during their academic junior and senior years. Additionally, students who are given one of these loans in their junior years cannot apply for a second loan until they have made academic progress and are classified as seniors. See the following website for more information on these loans : <http://in4h.org/loans-scholarships/>



## INDIANA 4-H FOUNDATION

A program of distinction, Indiana 4-H is part of a nationwide youth education program. Indiana has long been recognized for its strong 4-H program. To assure the future of that distinction, the Indiana 4-H Foundation, Inc., a nonprofit charitable corporation, secures private donations for the enhancement of our state's 4-H program.

Sustaining excellence takes consistent financial support from 4-H alumni, friends and parents. Your gifts to the Annual Fund Drive insure uncompromising educational quality. A 4-H participant and/or sponsoring county usually pays a fee to take part in programs and activities, but the Indiana 4-H Foundation meets the expenses not covered by these fees.

Whatever the size of your gift, we assure you that it does make a difference. All donations are important.

Annual Fund Drive donations are critical to the survival of the Indiana 4-H Foundation. You are invited to also consider an additional contribution in the form of an endowment or designated gift. Also the 4-H License Plate program is available. Plate fees support programs for young people state-wide and a portion of the money for each plate that is sold goes right back to 4-H in the county where the plate was purchased!

For more information, contact the Shelby County Extension Office or write to: Indiana 4-H Foundation, Inc., Agricultural Administration Building, 615 West State Street, West Lafayette, IN 47907; telephone 765-494-8483; FAX, 765-494-5876.

# CLUB ACTIVITIES



## 4-H PERFORMING ARTS

Date: Video submitted by May 1  
It will be a virtual event again in 2026.

4-H Performing Arts (formerly Share-the-Fun) is open to all recognized 4-H clubs in Shelby County. Each club is limited to one group act per year.

Acts are classified as one of the following:

**GROUP ACTS:** Five or more performers; five- to eight-minute time limit; may include skits or sketches, choral numbers, dance routines, lip syncs, etc.

**CURTAIN ACTS, NON-MUSICAL:** One to four performers, three- to five-minute time limit; may include skits or sketches, magic, clowning, rhythmic gymnastics, reading, 4-H cheerleading routines, choral speaking/reading, dance (ballet, tap, modern, etc.), lip sync, juggling, acrobatic feats, ballads, puppetry.

**CURTAIN ACTS, MUSICAL:** One to four performers, three- to five-minute time limit; may include instrumental (piano, guitar, flute, drums, etc.), vocal, bands (rock, country, jazz).

All participants, including narrators but excluding accompanists, must be 4-H members. This is also open to all Mini 4-H members. They cannot perform with a 4-H Club but may do an individual or group performance of all Mini's for participation recognition.

Refer to the SC4-H News for the application and deadline.

### "4-H ON REVUE" AT THE STATE FAIR

Some of the First (1st) Place acts from the Area Contest may be asked to perform at the State Fair or at Purdue Roundup.



## CLUB ACHIEVEMENT

Turn in project on Monday, June 8, 2026, 5-8 pm

The 4-H Club Achievement Contest is open to all Clubs in Shelby County. Each club is encouraged to enter a poster board, a tri-fold display board or a scrapbook showing pictures and written information about the activities which the club has been involved with over the past year.

*Champion and Reserve Champion ribbons will be awarded to the club with the highest placing.*

## CLUB BANNER

Turn in project on Monday, June 8, 2026, 5-8 pm

The 4-H Club Banner Project is open each year to any Shelby County 4-H club wishing to participate.

**Club Banners will be judged according to the following guidelines:**

- Banner should be made of cloth, felt, or nylon (not paper)
- Banner should not be larger than 3' x 4' and mounted horizontally on a 4' rod or pole
- The banner may include the 4-H Club name or a theme related to 4-H. Sew-on or iron-on pictures may be used if they relate to the theme. Once a club has used a particular theme or its club name on its banner, a new theme must be selected for the next year.
- On a 3" x 5" card attached to your banner, include your 4-H Club name, name(s) of the 4-Her(s) who made the banner, how many hours it took to make and cost of the banner.
- Banners will be judged on attractiveness, theme, neatness, and readability.

*Champion and Reserve Champion ribbons will be awarded to the club with the highest placing.*

## POINSETTIA FUNDRAISER

The 4-H Advisory Council also sells Poinsettias to raise funds to benefit the 4-H program.

Orders are taken in October and November. Plants will be delivered to the Shelby County Extension Office in late November or early December. More information to come.



# January 2026

Sun	Mon	Tue	Wed	Thu	Fri	Sat
				1 OFFICE CLOSED—New Year's Holiday	2	3
4	5	6 6:30 pm 4-H Advisory Council	7	8	9	10
11	12	13	14 6:30 pm Junior Leader Meeting	15 <b>ONLINE ENROLL- MENT TARGET DEADLINE</b>	16	17
18	19 OFFICE CLOSED— MLK Day	20	21 Club Leader Workshop 6:00 pm @ Extension Office	22 Sheep & Goat Club mtg. 6:30 pm @ FAB	23	24
25 State 4-H Scholarships Due	26 6:00 pm 4-H Basics Meeting	27	28	29	30	31

Dates/times are subject to change. Watch for notice of changes in "SC 4-H News", the 4-H newsletter and check the Friday e-mails (News & Notes). We will also post on our 4-H web page. In case of emergencies, postponements and cancellations will be broadcast on Facebook, Radio WSVX AM 1520, Shelbyville, and/or published in *The Shelbyville News*.

# February 2026

Sun	Mon	Tue	Wed	Thu	Fri	Sat
1	2	3 6:30 pm Advisory Council Meeting	4	5 6-7 pm Mini 4-H Workshop @ Family Arts Building	6	7
8	9	10	11 6:30 pm Junior Leader Meeting	12	13	14
15	16 OFFICE CLOSED— President's Day  Dog Meeting - 6:00 p.m. at Brinson Hall No Dogs.	17	18	19 Sheep & Goat Club mtg. 6:30 pm @ FAB	20	21 9-10 am Indiana 4-H Quality Livestock Care @ the Brinson Building
22	23	24	25	26	27	28  Swine Work- shop 1pm @ Cas- sidy Farms

# March 2026

Sun	Mon	Tue	Wed	Thu	Fri	Sat
1	2 Dog Training Workshop 6-8 p.m. @ Brinson Hall	3 6:30 pm Advisory Council Meeting	4	5 6-7 pm Mini 4-H Workshop @ Family Arts Building	6	7
8	9 Dog Training Workshop 6-8 p.m. @ Brinson Hall	10	11	12	13	14 8-10 am Beef ID Day
15	16 Dog Training Workshop 6-8 p.m. @ Brinson Hall	17	18 1-2 pm Indiana 4-H Quality Livestock Care @ Extension Office  Rabbit Workshop @ Brinson Bldg 6:00 p.m.	19	20	21
22	23 Dog Training Workshop 6-8 p.m. @ Brinson Hall	24	25	26 Sheep & Goat Club mtg. 6:30 pm @ FAB	27	28
29	30 Dog Training Workshop 6-8 p.m. @ Brinson Hall	31				

# April 2026

Sun	Mon	Tue	Wed	Thu	Fri	Sat
			1 6-8 pm Horse & Pony Riding Practice	2 5-7 pm- Poultry Workshop @ Brinson Hall 6-7 pm Mini 4-H @ the Family Arts Building	3 Sunset Llama practice 6:30-8 pm @ Livestock Arena OFFICE CLOSED— Good Friday	4
5	6	7 6:30 pm Advisory Council Meeting	8 6-8 pm Horse & Pony Riding Practice  6:30 pm Junior Leader Meeting	9	10	11 Dog - Barn Clean Up & Set Up (Club Pitch-In) Time TBD
12	13 Dog Training Workshop 6-8 p.m. @ Cattle Barn	14 6-7 pm Indiana 4-H Quality Livestock Care @ the Extension Office	15 6-8 pm Horse & Pony Riding Practice	16	17 Sunset Llama practice 6:30-8 pm @ Livestock Arena	18 4-H Camp Counselor Training 9 am-3 pm @ Putnam County
19	20 Dog Training Workshop 6-8 p.m. @ Cattle Barn	21	22 6-8 pm Horse & Pony Riding Practice	23 Sheep & Goat Club mtg. 6:30 pm @ FAB	24	25
26	27 Volunteer Training (Fair Entry) 6-7 pm Dog Training Workshop 6-8 p.m. @ Cattle Barn	28	29 6-8 pm Horse & Pony Riding Practice	30		

# May 2026

Sun	Mon	Tue	Wed	Thu	Fri	Sat
					1 Fair Entry Opens  Sunset Llama practice 6:30-8 pm @ Livestock Arena  Performing Arts Videos Due	2
3	4 Dog Training Workshop 6-8 p.m. @ Cattle Barn	5 OFFICE CLOSED Election Day  6:30 Advisory Council Meeting	6 6-8 pm Horse & Pony Riding Practice  Fair Entry Help Night 4-7 pm @ the Extension Office	7 Fair Entry Help Night 4-7 pm @ the Extension Office 6-7 pm Indiana 4-H Quality Livestock Care @ the Extension Office	8 Sunset Llama practice 6:30-8 pm @ Livestock Arena	9 8-10 am Sheep/Meat Goat/Beef Heifer ID Day  10am - 12 noon Rabbit ID Day
10	11 Dog Training Workshop 6-8 p.m. @ Cattle Barn	12	13 6:30 pm Junior Leader Meeting  6-8 pm Horse & Pony Riding Practice	14 Sheep & Goat Club mtg. 6:30 pm @ FAB	15 4-H DEADLINE FOR ALL ANIMAL OWNERSHIP & DROPPING/ADDING PROJECTS  Sunset Llama practice 6:30-8 pm @ Livestock Arena	16
17	18 Dog Training Workshop 6-8 p.m. @ Cattle Barn	19	20 6-8 pm Horse & Pony Riding Practice	21 Fair Entry Closes  IQLC/YQCA Deadline	22 Sunset Llama practice 6:30-8 pm @ Livestock Arena	23
24  31	25 OFFICE CLOSED—Memorial Day	26	27 6-8 pm Horse & Pony Riding Practice  6:30 pm Cat Workshop @ Brinson Hall	28 5-7 pm—Poultry Workshop @ Brinson Hall  4-H Camp @ Shakamak	29 Sunset Llama practice 6:30-8 pm @ Livestock Arena	30

# June 2026

Sun	Mon	Tue	Wed	Thu	Fri	Sat
PROJECT JUDGING (SEE PAGES 76-77)						
	1 Dog Practice Show 6-8 pm @ Cattle Barn	2	3 6-8 pm Horse & Pony Riding Practice  ENROLLMENT DEADLINE FOR COUNTY PUBLIC SPEAKING	4	5	6 9-11 am 4-H Building Clean Up   PROJECT JUDGING (SEE PAGES 76-77)
7	8  Dog Practice Show 6-8 pm @ Cattle Barn	9	10  GREEN RECORD BOOKS DUE BY 4:00 PM Junior Leader Record Sheet Due  6-8 pm Horse & Pony Riding Practice	11  5 pm-Poultry Pen Set Up	12	13
14 4-6 pm Family Appreciation Night  6:30 pm Royal 2025 Competitors	15	16 6 pm Mini 4-H Livestock Show & Frog Jumping Event  Shelby County Fair	17	18	19 OFFICE CLOSED—Juneteenth  9 am - Royal 2026 Competitors	20
21	22 5-7 pm Project Pick-up @ the Shelby County Fairgrounds	23	24	25	26	27
28	29	30				

# July 2026

Sun	Mon	Tue	Wed	Thu	Fri	Sat
			1	2	3 Office Closed- Independence Day	4
5	6	7 6:30 Advisory Council Meeting	8	9	10	11  Mini 4-H Camp 9 am - 3 pm
12	13	14	15	16	17	18
19	20	21	22	23	24	25
26	27	28	29	30	31	



# August 2026

Sun	Mon	Tue	Wed	Thu	Fri	Sat
						Area Tractor Driving Contest - Morgan Co
2	3 General projects to State Fair 8 a.m. - 8 p.m.	4	5	6	7	8
					STATE FAIR →	
9	10 State Fair Foods & Garden Check in 9am-3pm	11	12	13	14	15
			STATE FAIR			→
16	17	18	19	20	21	22
			STATE FAIR			→
23	24 State Fair Project Pick Up 5-7 pm at the Shelby Co Fairgrounds	25 4-H Program Review 6:30 pm	26	27	28	29
30	31					

# September 2026

Sun	Mon	Tue	Wed	Thu	Fri	Sat
		1 6:30 Advisory Council Meeting	2	3	4	5
6	7 OFFICE CLOSED— Labor Day	8	9 Junior Leader meeting - 6:30 pm	10	11	12
13	14	15	16	17	18	19
20	21	22	23	24	25	26
27	28	29	30			

# October 2026

Sun	Mon	Tue	Wed	Thu	Fri	Sat
				1	2	3
4	5	6 4-H Advisory Council Meeting 6:30	7	8	9	10
11	12 OFFICE CLOSED— Columbus Day	13	14	15	16	17
18	19	20	21	22	23	24
25	26	27	28	29	30	31

# November 2026

Sun	Mon	Tue	Wed	Thu	Fri	Sat
1	2	3 OFFICE CLOSED Election Day  4-H Advisory Council Meeting 6:30 pm	4	5	6	7
8	9	10	11  Office Closed- Veteran's Day	12	13	14
15	16	17	18	19	20	21
22	23	24	25	26  OFFICE CLOSED	27  OFFICE CLOSED	28
29	30			27	28	29

# December 2026

Sun	Mon	Tue	Wed	Thu	Fri	Sat
		1 4-H Shooting Sports Orientation 7 pm	2	3	4	5
6	7	8	9	10	11	12
13	14	15	16	17	18	19
20	21	22	23	24 OFFICE CLOSED	25 OFFICE CLOSED Christmas	26
27	28	29	30	31 OFFICE CLOSED		

# 4-H CLUBS AND LEADERS

<u>4-H CLUBS</u>	<u>4-H LEADERS</u>	<u>TELEPHONE NUMBERS</u>
Blue Ribbon	Dean Tyner Megan Ramsey	317-694-3026 317-512-1486
Blue Ribbon Club meets at The Fountaintown Fire Department, 141 E Brookville Rd, Fountaintown. Mini 4-Hers are welcome to attend. Meetings are scheduled for Oct 16, Nov 24 Dec 11, 2025 Jan 8, Feb 12, March 12, April 9 & May 14, 2026. Meetings will start at 7:00 pm. We are looking to grow our membership and encourage the 4-Hers to be active in 4-H!		
<b>Brandywine Cloverleaf</b>	Pam Robinson Laura & Andy Bridges	317-835-7643 317-364-1013
We have active, strong growing roots that has ran through Shelby County for over 58 years. Our club has always been active in leadership, project skills, demonstrations, judging contest, parliamentary procedure, officer training, activities, hands-on learning, togetherness, community services and charity deeds. Our main goals are to build leadership skills, confidence, trust, respect, honesty, self esteem, establish life long friendships, and to help our youth make a positive transition into adulthood. We all spur each other on to "Make the Best Better" Our meetings will be at the Fairland Fire Station (in Fairland) starting at 6:00 pm on For 2026, we will meet on Apr, 7 Apr 14 May 5, May 19, May 26, Sept. 8, Sept 22, Oct 13, Nov 17 and Dec 8, 2026.		
<b>Noble Happy Harvesters</b>	Olivia Cassidy Peggy Cassidy	317-695-3297
The Noble Happy Harvesters Club is almost 100 years old. We are a club with roots in Noble Township, but invite members from any part of Shelby County to join us. At each meeting we will follow Parliamentary procedure and have demonstrations to highlight different projects. Our club promotes membership, club activities, and encourages county and state fair participation. Our goal is to facilitate future leaders of our community through 4-H activities. Both Mini 4-Hers and parents are welcome to attend our meetings. We will be meeting the first (1st) Tuesday of each month (January-May) at 6:30 pm at the Cassidy Farms Shop, 2539 E 700 S, Waldron, IN 46182. Our scheduled meetings for 2026 are on the following dates: Jan 6, Feb. 3, March 3, April 7, and May 5.		
<b>Shelby Gradatim</b>	Frances Jackson Julie Hamblen Madison Evans	317-372-0724 317-604-8593 317-447-9135
Shelby Gradatim 4-H Club is adding 2 new leaders this year, both Shelby County 10 year members. Activities for the club will include community service, leadership, development, recreation, livestock lessons & project support. The goal is to provide a welcoming 4-H environment for all members, to develop their skills in various areas and to succeed in their post high school endeavors. The meetings for 2026 will be held at the Education Room in the Shelby County Extension Office at 6:00 p.m. The meetings dates are Nov 18 & Dec 16, 2025 and Jan 20, Feb 17, April 21 & May 19, 2026.		

<b><u>4-H CLUBS</u></b>	<b><u>4-H LEADERS</u></b>	<b><u>TELEPHONE NUMBERS</u></b>
<b>Southwestern Shamrocks</b>	Michelle Tobias Jill Zaring Becca Miller Hayley Clark Amber Fiesbeck Kristin Schoettmer	812-343-9393 812-344-1598 317-642-6570 812-343-6419 317-474-8507 812-593-2532
Southwestern Shamrocks 4-H Club is located in the southwest part of Shelby County but open to anyone from the county. We welcome and encourage attendance at our monthly meetings for all 4-H'ers, Mini 4-H'ers and parents. The leaders strive to help elected 4-H'ers to follow parliamentary procedure at each meeting. Scheduled meetings for 2026 are the third Tuesday of each month - Nov 18, Dec 16, Jan 20, Feb 17, April 21, May 19, and June 2. Meetings will start at 6:30 p.m. The meetings will be held at the Flat Rock Fire Station. We communicate by email and have a Facebook page for announcements and reminders.		

<b>The Survivors</b>	Deana Thurston	317-445-0419
Our club, The Survivors, has members Grades K-12. I have been involved with 4-H for 30 years. Our club has done numerous community service projects, including making blankets for nursing home residents several times, collecting food for the Salvation Army, etc. Members enjoy working on their projects during Spring & Christmas break. Meetings will be on Oct 25, Nov 30 & Dec 22, 2025 and		
<b>Triton Lucky Leaf 4-H Club</b>	Christa Weaver Katy Allen	317-752-6898 317-512-6898
Triton Lucky Leaf 4-H Club is a small but mighty club with active members that truly live by the motto "to make the best better". Our club strives to learn, teach, and improve our club, projects, and ourselves. We invite anyone from Mini 4-H on up to join us for our monthly meetings and learn how you can be an asset to your club, your community, your country, & your world. We will be meeting on Jan 12, Feb 9, Mar 9 & Apr 13 at 6:00 p.m. at the Boggstown Presbyterian Church. See you soon!		
<b>Union Ags</b>	Ashley Pine Jerry Pine	317-753-1324 260-582-9331
The Union Ags 4-H Club is over 75 years old. Meetings are open to everyone, including Mini 4-Hers. Meetings will be held on the second Wednesday of the month, January - May, at Little Blue River Baptist Church (3515 N 500 E, Shelbyville) from 6:30-7:30 p.m. Join our facebook page "Union Ags 4-H Club Shelby County" for updates and announcements!		

## PROJECT RESOURCE LEADERS

<b>Agriculture Teachers</b>	Emily Spaeth—Southwestern Chelsea Toland - Morristown Megan Spegal Platt- Waldron Courtney Firebaugh - Triton Kay Huntsman- Shelbyville Krista Justus - Shelbyville Middle School	317-729-5122 765-763-1221 765-525-6822 317-835-3000 317-398-9731 317-392-2551
-----------------------------	--	--

## SPECIAL CLUBS

<b>Hoosier Horseman</b>	Jennifer Wright Patricia Weddle	317-937-4603 317-334-5931
<p>Hoosier Horseman is a 4-H club for members in grades 3-12<sup>th</sup>. We meet in the Brinson Building in the winter months, then move out beside the horse arena come April (if the rain holds off). We strive to make club meetings a learning opportunity for our members, providing guest speakers, demonstrations, and sharing knowledge on topics related to horses. Our club gives out awards at the end of the season. As a club, we aim to complete at least one community service project a year. <i>*Members do not have to own a horse/pony to participate.</i></p> <p>The Hoosier Horsemen meet in Brinson Hall at the fairgrounds at 6 pm. Meeting Dates for 2026 are Feb 4, Mar 4, Apr 1. The meetings on May 6 &amp; May 20 will be held by the arena at 6:00 p.m. If riding is cancelled we will meet at Brinson Hall at the same time.</p>		
<b>Sunset Llama</b>	Vanessa Benagh Tatem Hodge Sara Schaefer	317-446-2888 317-364-7045 317-372-2594
<p>Sunset Llamas 4-H Club is for any 4-H member interested in or is currently showing Llamas or Alpacas. 4-H members can show their own animals or lease an animal, as available. The meetings will be April 3 &amp; 17, May 1, 8, 15, 22 &amp; 29, 2026 from 6:30 - 8:00 p.m. in the show arena.</p> <p>The purpose of the meetings is to learn the correct way to show showmanship as well as learning, conformation, anatomy and general animal knowledge. We will also be learning the correct procedures for completing obstacles, public relations and pack classes. Most obstacles that will be at the 4-H show will be brought to at least one meeting to let everyone practice before the fair show. We encourage good fellowship and sportsmanship.</p>		
<b>Shooting Sports</b>	Bill Claytor, Coordinator Donny Chambers, Coordinator	812-350-0421 317-538-9370
<p>Shelby County 4-H Shooting Sports is a club with the goal of teaching the safe and responsible use of firearms. They teach the differences of firearms and sights. It's a sport that can last your lifetime. Four disciplines are offered: Archery, Pistol (22 caliber), Rifle (22 caliber) and Shotgun (20/12 gauge). Firearms/Bows, Ammo/Arrows and targets/clays are provided, however there may be a nominal fee charged per student per discipline.</p> <p>We convene every other Saturday from 9 am to 1 pm, beginning in January and ending in early May (10 meetings).</p>		
<b>Shelby County 4-H Goat &amp; Sheep Club</b>	Chastity Davidson Trey Davidson Joel Parker	317-442-3621 317-373-4913 317-401-0449
<p>The Sheep and Goat Club tries to have guest speakers and showmanship clinics. These help the 4-Hers learn the importance of animal selection and health and also gives the basics of showmanship skills. We like hands-on activities that the kids can bring their animals to for participation</p> <p style="text-align: center;">January 22, 2026, 6:30 pm, Family Arts Building February 19, 2026, 6:30 pm, Family Arts Building March 26, 2026, 6:30 pm, Family Arts Building April 23, 2026, 6:30 pm, Family Arts Building May 14, 2026, 6:30 pm, Family Arts Building</p>		



# ***SUPERINTENDENTS AND ASSISTANTS***

## **CATTLE (Beef & Dairy)**

Superintendents	
Krista Justus	317-694-9985
Ellie Gosser	317-364-1716

## **CAT**

Superintendents	
Olivia Cassidy	765-525-9370
Dani Bassett	317-642-8233

## **DOG**

Superintendents	
Carol DaSilva	317-512-9209
Valarie Sell	317-502-2616

## **GOAT**

Superintendents	
Jessica Collier	317-642-6371
Brittany Green	765-745-0318

## **HORSE & PONY**

Superintendents	
Katie Carlton	317-512-0610
Megan Fix Geise	317-364-7179

## **LLAMA/ALPACA**

Superintendents	
Vanessa Benagh	317-446-2888
Tatem Hodge	317-364-7045

## **POULTRY**

Superintendents	
Randy Dewhurst	812-651-6952
Kaycie Chittum	765-570-0462

## **RABBIT**

Superintendents	
Chris Hudson	317-498-7985
Savannah Hudson	317-498-7878

## **SHEEP**

Superintendents	
Laura Bridges	317-364-1013
Joel Parker	317-401-0449

## **SWINE**

Superintendents	
Kenny Ramsey	317-512-4999
Olivia Cassidy	765-525-9370

## **OVERALL LIVESTOCK**

Superintendents	
Josh Carlton	765-745-0088
Justin Parker	317-401-0600

# 2026 4-H ADVISORY COUNCIL

REPRESENTATIVES	TELEPHONE NUMBER
Amanda Gosser	317-604-7846
Megan Ramsey	317-512-1486
Dean Tyner	317-694-3026
Andy Bridges	317-364-1012
Whitney Carson-Mahin	317-431-3237
Brooke Lockett	317-525-7371
Jennifer Muldoon	317-371-4408
Jill Zaring	812-344-1598
Hayley Clark	812-343-6419
Trey Davidson	317-373-4913
Katie Fix	317-512-1754
William Bell	317-498-4111
<b>4-H Adult Leaders</b>	<b>TELEPHONE NUMBER</b>
Jessica Collier	317-642-6371
Ryan Justus	317-966-8580
Randy Dewhurst	812-651-6952
<b>EXTENSION BOARD</b>	<b>TELEPHONE NUMBER</b>
<b>4-H JUNIOR LEADERS</b>	
AJ Bridges	
Rory Clark	
Cora Flynn	
<b>SHELBY COUNTY FAIR BOARD</b>	<b>TELEPHONE NUMBER</b>
Josh Carlton	765-745-0088
Justin Parker	317-401-0600

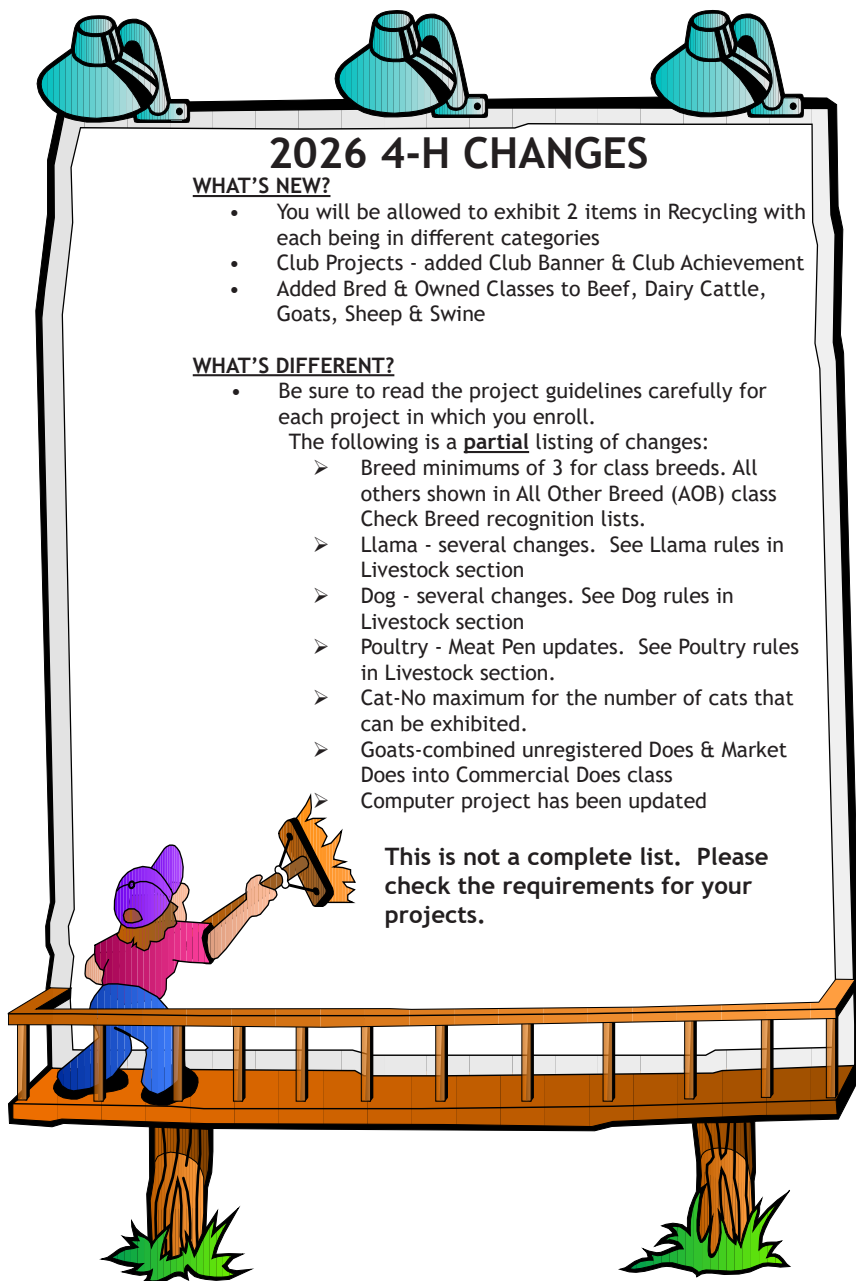
## 2026 4-H FAIR EVENTS

For a complete listing of Livestock/Animal dates and times, see Livestock/Animal Section of this Handbook (Pages 174-175).

See Pages 76-77 for General Project listing of projects for check-in for each evening.

MON. June 8	TUES. June 9	WED. June 10	THURS. June 11	FRI. June 12	SAT. June 13	SUN. June 14
5:00-8:00 p.m. Project Judging	5:00-8:00 p.m. Project Judging	9:00 a.m. Sewing & Sew For Fun Construction & Fashion Revue Judging  Demonstration & Public Speaking Judging 1 pm  <b>GREEN RECORD BOOKS DUE BY 4:00 pm</b>			9:00 a.m.-12 noon Project Judging	4-6 pm Family Fun Night
		7:00 p.m. - Public Fashion Revue Show			5:00 p.m. Food Auction@ the Livestock Arena	6:30 pm Royal 2025 Competitors
MON June 15	TUE. June 16	WED. June 17	THUR June 18	FRI June 19	SAT June 20	
			9-11 am - Livestock Skillathon	9 a.m. Royal 2026 Competitors		
	6:00 p.m. Mini 4-H Livestock Show & Frog Jumping Contest			1:00 p.m. Livestock Auction 5 p.m. Awards LIVESTOCK ARENA	4-6 p.m. - Member Shaving Cream Fight	
5:00 p.m. - 9:00 p.m. 4-H EXHIBIT HALLS OPEN	5:00 p.m. - 9:00 p.m. 4-H EXHIBIT HALLS OPEN	5:00 p.m. - 9:00 p.m. 4-H EXHIBIT HALLS OPEN	5:00 p.m. - 9:00 p.m. 4-H EXHIBIT HALLS OPEN	5:00 p.m. - 9:00 p.m. 4-H EXHIBIT HALLS OPEN	5:00 p.m.—9:00 p.m. 4-H EXHIBIT HALLS OPEN	
		6:30 p.m. - Goat & Sheep Obstacle		8:00 p.m - Barnyard Olympics		

**4-H Buildings will be open to the public provided staffing is available. Project pick up will be from 5:00 - 7:00 p.m. on Monday June 22nd. \*Times and Dates are subject to change. Read "SC 4-H News", check your Friday e-mails and/or call the Shelby County Extension Office for change announcements.**



## 2026 4-H CHANGES

### WHAT'S NEW?

- You will be allowed to exhibit 2 items in Recycling with each being in different categories
- Club Projects - added Club Banner & Club Achievement
- Added Bred & Owned Classes to Beef, Dairy Cattle, Goats, Sheep & Swine

### WHAT'S DIFFERENT?

- Be sure to read the project guidelines carefully for each project in which you enroll.

The following is a **partial** listing of changes:

- Breed minimums of 3 for class breeds. All others shown in All Other Breed (AOB) class Check Breed recognition lists.
- Llama - several changes. See Llama rules in Livestock section
- Dog - several changes. See Dog rules in Livestock section
- Poultry - Meat Pen updates. See Poultry rules in Livestock section.
- Cat-No maximum for the number of cats that can be exhibited.
- Goats-combined unregistered Does & Market Does into Commercial Does class
- Computer project has been updated

**This is not a complete list. Please check the requirements for your projects.**

NOTES



# ***Spark Clubs and Workshops***

## Beef Workshop

There will be a workshop held in May 2026. Details will be announced at a later date. The workshop will include hoof trimming, showmanship practice and ring pattern review.

## Cat Workshop



The Workshops will be  
Thursday, April 16, 2026  
Wednesday, May 27, 2026

The workshop will start at 6:30 pm and will be held at the Brinson Building at the Shelby County Fairgrounds  
You may bring your cat(s) to this meeting with a completed 2026 Cat Vaccination Form

## Dog Workshops

The initial Dog Project meeting will be on Monday, February 16, 2026 at Brinson Hall at 6:00 p.m. This will be a NO DOGS meeting.

### **Training Workshops - Brinson Hall 6-8 p.m.**

Monday, March 2, 2026  
Monday, March 9, 2026  
Monday, March 16, 2026  
Monday, March 23, 2026  
Monday, March 30, 2026

### **BARN SET UP & CLUB PITCH-IN**

Saturday, April 11, 2026 Time TBD

### **Training Workshops - Cattle Barn - 6-8 p.m.**

Monday, April 13, 2026  
Monday, April 20, 2026  
Monday, April 27, 2026  
Monday, May 4, 2026  
Monday, May 11, 2026  
Monday, May 18, 2026

### **Practice Show—Cattle Barn - 6-8 p.m.**

Monday, June 1, 2026  
Monday, June 8, 2026

## Llama

### Meeting Dates 2026

March 28, 2025 from 6-8pm in Brinson Building

The following meetings will be a time for members to work with their animals.

April 3, 2026 from 6-8pm in Show Arena

April 17, 2026 from 6-8pm in Show Arena

May 1, 2026 from 6-8pm in Show Arena

May 8, 2026 from 6-8pm in Show Arena

May 15, 2026 from 6-8pm in Show Arena

May 22, 2026 from 6-8pm in Show Arena

May 29, 2026 from 6-8pm in Show Arena



## Shooting Sports

There will be a \$35.00 fee per discipline. This is to help cover the cost of ammunition.

Shooting Sports workshops are scheduled for:

January 17 & 31, 2026

February 14 & 28, 2026

March 14 & 28, 2026

April 11 & 25, 2026

May 9 & 16, 2026

Shooting Sports Orientation Meeting - December 1, 2026 at 7:00 p.m. in Brinson Hall at the fairgrounds.

Pistol & Shotgun - 9 am-11 am

Rifle & Archery - 11 am - 1 pm



## **Poultry Project Workshop:**

### **Understanding The APA Standard of Perfection for Exhibiting Poultry**

**Location: Brinson Hall**

**Shelby County Fair Grounds**

**March 5th, 5 p.m. - 7 p.m.**



Extension • 4-H Youth  
Development



**Purdue University is an equal access/equal opportunity university.**



# POULTRY WORKSHOPS

**Brinson Hall, Shelby County Fairgrounds**  
**5:00 PM to 7:00 PM**

## **April 2, 2026**

Biosecurity &  
Parasites

Topics covered:

- parasites, internal and external
- diseases and biosecurity
- identification, treatments and prevention



## **May 28, 2026**

Fair Preparations

Topics covered:

- show prepping the birds
- showmanship
- show expectations
- judge's expectations
- cooping in/out
- blood testing day-bring your birds!



## **RABBIT WORKSHOP**

Wednesday, March 18, 2026  
6:00 p.m. in the Brinson Building

Topics:  
Showmanship  
Animal Handling  
How to Choose a Rabbit



## **Sheep**

There will be a workshop held on Thursday, May 14, 2026 at 6:30 p.m. This will be held at the Family Arts Building at the Shelby County Fairgrounds.

## **Swine**

There will be a workshop held on Saturday, February 18, 2026 at 1:00 p.m. This will be held at Cassidy Farms, 2539 E 700 S, Waldron, IN 46182. Please sign up in 4-H Online under Events (in your profile) at Shelby Co Swine Workshop 2026.

## **Fishing In 2026**

If you are interested in fishing and learning more about it, we are planning a Spark Fishing Club. The dates and more information will be announced later.



# **DEMONSTRATIONS, PUBLIC SPEAKING, LEGACY & CREATIVE WRITING**

# PRESENT YOURSELF

Demonstration, Public Speaking, Rabbit Illustrated Talk

Contest/Workshop date: June 10, 2026 1:00 p.m. at the Lewis Creek Baptist Church,  
1400 S 600 E, Waldron, IN 46176

\*Registration is due to the Extension Office no later than June 3, 2026

## Participation Guidelines:

- Pre-registration with the Extension Office is requested one week before the contest, so that talks and demonstrations can be scheduled appropriately.
- Contests provide 4-H members with the opportunity to learn how to become better communicators. Several methods of delivery will be discussed, and participants will be given opportunities to make presentations, receive constructive criticism and critique others' presentations.
- Participating in any of these contests allows you to put your best effort up front and to compare it with other members' performances. The judges have the hardest part because they must decide who wins!
- Artificial Intelligence (AI) may be used, with parent permission, when creating this exhibit and is to be documented as a reference. A majority of the work to create this exhibit is to be the 4-H member's original work.

The County and State Demonstration contests are judged in the following age categories:

**Clover - Grade 3, 4 & 5; Junior - Grade 6, 7, & 8; Senior-Grade 9, 10, 11 & 12**

Following are descriptions of the current classifications and time limits. Judges will penalize contestants not meeting these time limits!

## PUBLIC SPEAKING

Up to three Junior and three Senior contestants at county level may qualify for Indiana State Fair competition (no area competition).

### Class Time Limit

Clover: Two to five minutes (not eligible for State Fair competition)

Junior: Three to five minutes

Senior: Five to seven minutes

Props, signs and PowerPoint presentations are not permitted and there is no interaction with the audience.

The topic can be of the 4-H member's choice. Questions may be asked by the judges following the speech.

At the State level, the top three senior individuals, top junior individual, top senior team, and top junior team will be recognized in the Indiana State Fair Celebration of Champions.

## POULTRY & RABBIT ILLUSTRATED TALKS

These educational contests are open to any 4-H Poultry or Rabbit project member. Your talk should be on a topic related to your project while using props and/or a PowerPoint, Prezi or other digital presentation. Live animals that would be eligible to show may be used in the illustrated talk.

There is no interaction with the audience.

Novice (Grades 3-4), Junior (Grades 5-6), Intermediate (Grades 7-8), Senior (Grades 9-10) and Master (Grades 11-12)

**Time Limit:** Five to seven minutes

At the State level, the top three senior individuals, top junior individual, top senior team, and top junior team will be recognized in the Indiana State Fair Celebration of Champions.

## DEMONSTRATIONS

This contest allows the 4-H member to show the audience step-by-step procedures how to do something related to any 4-H project.

A county may have no more than three (3) entries in the Junior and Senior categories. A Team entry is considered one entry.

### Class Time Limit

Clover	Two to five minutes (not eligible for State Fair competition)
Junior	Five to seven minutes
Senior	Five to ten minutes

Examples of a demonstration include how to take a prize winning photograph, how to give an intramuscular antibiotic injection or shot, how to design a mini-barn blueprint, how to construct a garment, how to develop a wildlife rehabilitation plan, how to treat a cat for fleas, etc.

Members may use a PowerPoint, Prezi or other digital presentation, signs and other props that will enhance their presentation when giving their how-to demonstration to the audience from a stage or stage-like setting.

If digital media will be used to enhance the presentation, contestants are encouraged to provide their own laptop computer. If the laptop is not equipped with a standard HDMI external video connection, the contestant will need to supply an appropriate adapter. While a standard PC laptop will be available, the quality and compatibility of the digital media cannot be guaranteed as PowerPoint will be the only digital media available. At the county level, participants are encouraged to contact the office prior to presentation to check on digital accommodations.

Live animals are not permitted. There is no interaction with the audience.

Questions may be asked of the contestants by the judges following the demonstration.

Categories will be Clover Individual (county only), Clover Team, Junior Individual, Senior Individual, Junior Team and Senior Team. The team category is for two (2) people and will be determined by the highest grade level of any member of that team.

At the State level, the top three senior individuals, top junior individual, top senior team, and top junior team will be recognized in the Indiana State Fair Celebration of Champions.

## INTERACTIVE DEMONSTRATIONS

An interactive demonstration is an opportunity to educate the public about his/her topic of interest within the 4-H curriculum. In an interactive demonstration, the young person may be stationed anywhere in which the public is walking by. The 4-H member will provide a short demonstration of no more than 3 minutes that will actively engage members of the audience in a how-to-do skill development. Examples include, but are not limited to, how to use a measuring cup, how to use a ruler, how to knead dough, how to clean grooming clippers, how to crop a photo, etc. Props are permitted. Live animals and PowerPoint displays are not permitted. You want the passerby to talk with the young person, try to do what the young person is doing, sample something they are making, judge something, and/or play a game. Although participants will not be judged, an adult will watch the 4-H members interactive demonstration and will provide feedback to the member. The 4-H member will continually repeat their how-to interactive demonstration for the designated time period, typically 45-60 minutes.

Area of Interest-Youth involved in the 4-H program may present their action demo in any 4-H project or curriculum that is offered. Entries need to be made to the Extension Office by June 1 to perform their Interactive Demonstration during the county fair. Your time will be scheduled once all entries have been made.

State Fair: If you are interested in participating in the State Fair Interactive Demonstration Event please contact the Extension Office for more information. This is a non-competitive event.

## INFORMATIVE 4-H PRESENTATION

### Class Time Limit

Clover	Two to five minutes (not eligible for State Fair)
Junior	Five to seven minutes
Senior	Five to ten minutes

This contest allows the 4-H member to present a topic of their choice related to a 4-H event, project, or activity to the audience. Examples of an informative 4-H presentation include the benefits of attending 4-H Round-Up, State 4-H Junior Leader Conference, Science Workshops, or Citizenship Washington Focus; the impact of a community service project on the 4-H members involved and their community; why a family should enroll their children in 4-H; how 4-H prepares a young person for the workforce or college, etc.

Members may use a PowerPoint, Prezi, or other digital presentation, signs and other props that will enhance their presentation when giving it to the audience from a stage or stage-like setting. If digital media will be used to enhance the presentation, contestants are encouraged to provide their own laptop computer. If the laptop is not equipped with a standard HDMI external video connection, the contestant will need to supply an appropriate adapter. While a standard PC laptop will be available, the quality and compatibility of the digital media cannot be guaranteed as PowerPoint will be the only digital media available. At the county level, participants are encouraged to contact the office prior to presentation to check on digital accommodations.

Live animals are not permitted. There is no interaction with the audience. Questions may be asked of the contestants by the judges following the informative 4-H presentation.

Categories will be Clover Individual (county only), Junior Individual, and Senior Individual.

At the State level, the top three senior individuals, top junior individual, top senior team, and top junior team will be recognized in the Indiana State Fair Celebration of Champions.

A county may have no more than three (3) entries in each of the categories.

## PROFESSIONAL PERSUASIVE PRESENTATION

### Class Time Limit

Clover	Two to five minutes (not eligible for State Fair)
Junior	Five to seven minutes
Senior	Five to ten minutes

Contestants will be required to research a public issue in their community, collect data showing how this issue is or could affect their community, formulate a plan to address this issue, and present it in a professional manner using electronic digital media such as PowerPoint, Prezi, etc. Examples of public issues could be the lack of accessibility to trails or public parks, congested traffic locations, public health issues, impoverished neighborhoods, school dropout rates, the size of farm machinery outgrowing the size of roads, etc.

Members must use a PowerPoint, Prezi or other digital media presentation when giving it to the audience from a stage or stage-like setting. Other props may be used to enhance the presentation but are not required. Live animals are not permitted.

There is no interaction with the audience.

Contestants are to submit two (2) sets of accompanying handouts at registration. These handouts should not just be a copy of the presentation, but are to include supporting documentation (graphs, charts, photos, etc) and will be provided to the judges.

Questions may be asked by the judges following the professional presentation.



It is suggested that youth practice by presenting their professional presentation to service clubs, 4-H council or fair board, government officials or other boards.

Categories will be Clover Individual (county only), Junior Individual, Senior Individual, Clover Team (county only), Junior Team, and Senior Team. The team category is for two (2) people and will be determined by the highest grade level of any member of that team.

Contestants are encouraged to provide their own laptop computer. If the laptop is not equipped with a standard HDMI external video connection, the contestant will need to supply an appropriate adapter. While a standard PC laptop will be available, the quality and compatibility of the digital media cannot be guaranteed as PowerPoint will be the only digital media available. A wireless internet connection will be available. At the county level, participants are encouraged to contact the office prior to presentation to check on digital accommodations.

At the State level, the top three senior individuals, top junior individual, top senior team, and top junior team will be recognized in the Indiana State Fair Celebration of Champions.

A county may have no more than three (3) entries in each of the categories.

## **CREATIVE WRITING**

State Fair Entries: 3 exhibits per county, 1 per level

Project Due date is Tuesday, June 9, 2026 by 4:00 p.m. to the Shelby County Extension Office or by 8:00 p.m. at Project Judging.

This exhibit allows youth to express creativity while developing writing skills. Examples include a story, autobiography, biography, journal entry, poetry, children's story, skit or play, fiction in verse, alternative history, song lyrics, movie script, creative nonfiction and more. Writing must be authored by the 4-H member and can be fiction or non-fiction. Exhibits are to be displayed in a notebook or binder appropriately labeled on the front with the title, 4-H member's name, grade in school, club and county. The notebook or binder is to include a title page and authored work. While most creative writing exhibits will not require research, a bibliography giving credit to sources is to be included with any research article.

Work can be handwritten or typewritten.

Illustrations or photos may be included to enhance the writing.

Writing should not include excessive blood, gore, violence or sexual themes and must be appropriate for all ages to read.

**Beginner (Grades 3-5 suggested)**

Create and exhibit one age/grade appropriate item. While length or word count is not required, one-page or 250 words is appropriate for most beginners.

**Intermediate (Grades 6-8 suggested)**

Create and exhibit one age/grade appropriate item. While length or word count is not required, two-page or 500 words is appropriate for most intermediate members.

**Advanced (Grades 9-12 suggested)**

Create and exhibit one age/grade appropriate item. While length or word count is not required, more than three pages or more than 750 words is appropriate for most advanced members.

This project is also listed in the General Projects pages.



## NOTES



# ***MINI 4-H***

## **MINI 4-H**

Youngsters entering Kindergarten and grades one (1) and two (2) in the Fall of 2025 are eligible. January 15th is the target deadline for enrolling online in Mini 4-H.

**Mini 4-H Day Camp** is also being offered again this year. Day Camp will be held July 11, 2026 from 9:00 am –3:00 p.m. at the fairgrounds. This camp will have a fee to attend. More details will be available in the spring.

Project judging this year will be on Saturday, June 13th from 9-12 noon

**Mini Fashion Revue modeling will be Wednesday, June 10th at 11:00 a.m. at Lewis Creek Baptist Church. The public presentation will be on Wednesday, June 10, 2026 at 7:00 p.m. The Mini 4-Hers will need to be dressed in their outfits at 6:30 p.m.**

**Mini Communications will be judged on Wednesday, June 10th at 1:00 p.m. at Lewis Creek Baptist Church.**

**Tadpole Jumping Contest will be on Tuesday, June 16, 2026 at the Livestock Arena. This will immediately follow the Mini 4-H Livestock Show.**

## **FUN POULTRY DECORATED EGG SHOW**

This is a FUN SHOW and is open to all 4-Hers and Mini 4-Hers. Exhibitors in this Fun Show are NOT required to enter birds. They may enroll by signing up in 4-H Online and Fair Entry.

Classes are divided into Grades K-2, Grades 3-7, Grades 8-12

### **Painted Egg Competition**

1 egg consists of one entry. Multiple entries accepted. (Egg size may be chicken, goose, duck, guinea or turkey)

Entry must be hard boiled or blown.

Egg is painted or inked. NO adornment or decorations added.

Some type of upright support recommended.

Egg must be painted/inked by exhibitor.

### **Decorated Egg Competition**

1 egg consists of one entry. Multiple entries accepted. (Egg size may be chicken, goose, duck, guinea or turkey)

Entry must be hard boiled or blown.

Egg is to be adorned or decorated but may have paint added.

Outline of egg must be recognizable.

Egg decoration must be created by the exhibitor.

Bring your decorated egg on Sunday June 14th to the Poultry barn anytime between 10 am-3 pm. Judging will be on Wednesday afternoon during the Poultry show (the show starts at 3:00 p.m.)

No premium money will be paid.

## Mini 4-H Livestock Projects

The safety and well being of our 4-H youth is of the utmost importance. Although kindergarten is specified as the time when a child may begin participation in some 4-H events and activities, parents are encouraged to take into consideration their child's physical and mental development before agreeing to let the child begin to show, work with, or care for animals. Each child matures at a different rate, and children in grades K-2 may still be too young to begin showing, working with, or caring for animals.

The Indiana 4-H Youth Department at Purdue University has agreed to allow Mini 4-H members in grades K-2, to participate in NON-COMPETITIVE animal projects subject to certain conditions. These conditions are specified as follows..

"Mini 4-H members in grades K through 2, will be allowed to show, work with, or care for animals projects after their parent or legal guardian has signed a liability release. Mini 4-H members may independently show, work with, or care for animals that weigh 300 pounds or less. Mini 4-H members may only show, work with, or care for animals over 300 pounds when they are assisted by a parent, legal guardian, or another adult designated in writing by parent or legal guardian." *(The word assisted means that the adult has control of the animal at all times.)* Mini 4-H members are not required to own the animals they participate with in Mini 4-H.

### **Goats, Sheep & Swine** will be shown on

Tuesday, June 16, 2026 beginning at 6:00 p.m.. in the Show Arena

**Cats** will be shown in conjunction with the 4-H Cat Show on Thursday, June 18th, 2026 at 11 a.m.in Brinson Hall

**Rabbit** will be shown in conjunction with the 4-H Rabbit show on Thursday, June 18, 2026 and will start at 9:00 a.m. in the Livestock Show Arena.

**Due to space limitations and health requirements, we cannot allow a Mini 4-Her to bring an animal that they may own to the fair to show.**

**CATS** - To complete the project, you will show a Cat at the Shelby County Fair. The cats for the show will be provided.

**GOATS** - To complete the project you will show a goat at the Shelby County Fair. The goats for the show will be provided

**RABBIT** - To complete the project, you will show a rabbit at the Shelby County Fair. The rabbits for the show will be provided.

**SHEEP** - To complete the project, you will show a rabbit at the Shelby County Fair. The rabbits for the show will be provided

**SWINE** - To complete the project, you will show a pig at the Shelby County Fair. The pigs for the show will be provided.

**Mini 4-H General Project Judging**  
Saturday, June 13, 2026, 9 am - 12 noon

All projects should have a name tag attached, including Name, Age, and School attended. Posters should be 14" x 22" and be mounted on stiff cardboard or poster board and covered with plastic. If size of project is not specified, projects cannot exceed 3' x 3'. For special consideration of larger projects, please contact the Extension Office by June 1.

**PROJECT NAME**

**EXHIBIT**  
**REQUIREMENTS**

**CAKE DECORATING**

Three (3) decorated cupcakes OR three (3) decorated cookies on a heavy paper plate.

**CERAMICS**

A painted article of greenware or clay.

**COLLECTIONS**

Choose one:

- a. Collection displayed in a shoe box. (You need to add three items to your collection each year.)
- b. Poster, 14" x 22".
- c. An album or binder

**COMMUNICATIONS**

**Public Speaking**

Kindergarten - Recite the Pledge of Allegiance

1st Grade - Recite the 4-H Pledge

2nd Grade - Give a short talk (about 1 minute) on their favorite 4-H project or something they enjoy learning about in 4-H.

**Demonstration**

Demonstrations should be about 2-3 minutes long. Any safe, age-appropriate topic is allowed. Members should bring the materials they need for their demonstration. Items should be simple, easy to handle and safe for young children. Participants may stand or sit at a table. Parents or leaders may help set up materials, but should not assist during the demonstration.

**CONSTRUCTION SETS**

Exhibit something you have made from a construction set such as Legos, K'nex, Lincoln Logs, etc.

**PROJECT NAME**

**EXHIBIT**  
**REQUIREMENTS**

**CRAFTS**

Exhibit one craft item that you have made. Refer to your manual for suggested items or make your own creative craft.

**ENTOMOLOGY**

**Exhibit the following:**

**Division 1**

Identify parts of a fly and color the Butterfly or the Moth identification and mount it on a 14" x 22" poster board.

**Division 2**

Identify the parts of the ant and wasp and collect five different insect pictures and mount them on a 14" x 22" poster board. Label each with the correct common name.

**Division 3-Exhibit one of the following:**

- a. Design & make your own bug using materials around the house
- b. Make a poster or book showing the life cycle of a bug
- c. Make a poster showing bugs that live in groups on one half and bugs that live alone on the other half
- d. Make a project activity as a group and take it to the fair to show the kinds of things your group has been doing
- e. Make a scrapbook of pictures showing your group having fun while making the project activities in this manual
- f. Make a group mural showing a variety of bugs and where they live

**PROJECT NAME      EXHIBIT  
REQUIREMENTS**

**EQUINE (HORSES)**

**Division 1**

Identify the parts of a horse and mount on a 14" x 22" poster board.

**Division 2**

Identify the parts of a horse on the horse term page and mount 3 of the items on a 14" x 22" poster board.

**Division 3 - Exhibit one of the following**

- a. Draw a picture that illustrates at least one of the ten Things to Remember and write the rule or rules you illustrated
- b. Draw a picture of your ideal horse and write a paragraph describing the horse (breed, color, markings, etc.) Mount the picture and story on a 14" x 22" poster.

**FASHION REVUE**

Choose an outfit from your closet OR create a costume, dress up outfit or party outfit OR wear a sports outfit and model it at the Public Fashion Revue Show.

**FLOWERS**

Choose one (select a different one each year):

- a. One blossom, exhibited in a soft drink bottle or small vase.
- b. Notebook of flowers (labeled)
- c. Small arrangement of three flowers

**FOODS**

Exhibit one of the following

- a. a peanut butter sandwich
- b. popcorn snack
- c. no-bake cookies
- d. marshmallow treats on a 9" disposable plate
- e. a 14" x 22" poster on kitchen safety rules or the food plate.

**PROJECT NAME      EXHIBIT  
REQUIREMENTS**

**LIVESTOCK**

**Years 1 & 2** - choose one of the following topics (using a different one each year) and put your exhibit on a 14" x 22" poster a picture that you have drawn of one of the animals in this book

- a story you have written about one of the animals in this book
- a collection of cut-out pictures of one or more of the animals in this book
- if your family owns one of the animals listed in this book, make a poster of pictures of you taking care of your animal

**Year 3** - choose one of the animals you read about in your manual. Draw a picture of the animal and write a short (no more than one page) story about it. Include in your story what the animal is and its breed. Tell us about that breed plus something interesting about this animal.

**MODEL KITS**

One assembled model kit (car, boat, animal, airplane, etc.), painted appropriately.

**MY PET AND ME**

Make one project notebook or poster and bring it to the fair for judging.

**PHOTOGRAPHY**

Exhibit one of the following (mounted on a 14" x 22" poster board):

- a. A poster with six pictures of non-moving subjects (landscapes, building, scenery). Mount on a 14" x 22" poster board.
- b. A poster with six pictures. Three of the pictures can be of anything you like. The other three should be of the following:
  - One picture of your school
  - One picture of a special friend-that friend may be your best friend, a dog or cat, a brother or sister, or your parents/guardians.
  - One picture of your favorite place to play.

A poster with six pictures. Four pictures can be of anything you like. The other two should be of the following:  
One picture of scenery  
One picture of your favorite animal

**PROJECT NAME****EXHIBIT  
REQUIREMENTS****RECYCLING**

Exhibit an item you have made from recycled materials as outlined in your manual.

**SCRAPBOOK**

Scrapbook with two consecutive pages designated as the pages that you would like to have judged.

**SEWING**

Exhibit will be one of the following:

- a. Fringe a scarf
- a. Quilt square initials
- a. Tic tac toe weaving
- a. Stitch the mouse
- a. Connect a pattern
- a. Flight pattern

**SPACE**

Exhibit one of the following:

- a. Design and make your own rocket using materials around your house like paper towel tubes and construction paper.
- b. Make a poster (14" x 22") showing some things you have discovered about astronauts
- c. Make the star constellation of your choice using two difference techniques from this manual or make up your own method.

**TADPOLES TO FROGS**

Raise a tadpole and bring your frog to the Frog Jumping Contest.

**TREES**

Exhibit one of the following doing a different one each year

- a. an activity outlined in your manual
- b. draw a picture of your favorite tree during the four seasons
- c. a collage of pictures cut from magazines
- d. a book of leaf rubbings using five leaves that you think are interesting
- e. a poster no larger than 14" x 22" that is tree shaped and glue the things you found on a walk in a local park that have fallen from trees onto the poster.

**PROJECT NAME****EXHIBIT  
REQUIREMENTS****VEGGIE ART**

Create art by using fruits and vegetables and assemble them (using all edible parts) to build an animal or any creature you wish.

**WILDLIFE**

Exhibit one of the following:

- a. Complete the poster about the animals you learned about, as stated in the project book. Mount on a 14" x 22" poster board.
- b. Complete the poster about the 3 birds and 2 mammals as stated in the project book. Mount on a 14" x 22" posterboard.
- c. Write a story about an animal and provide a picture. Put in plastic sleeve.

**WOODWORKING**

Complete Project Book and one of the following:

- a. Bird Feeder
- b. Bookends
- c. Shelf

While Mini 4-H projects are not State Fair exhibits, we are very proud you have joined the Shelby County 4-H program this year. Any youngster enrolled in third grade or older may join our regular 4-H program, and possibly qualify for State Fair competition.

## **MINI 4-H JUDGING**

**Wednesday, June 10th  
Lewis Creek Baptist Church**

### **Fashion Revue**

11:00 a.m. - Judging the outfit you put together

7:00 p.m. - Public Fashion Revue Show

### **Public Speaking & Demonstration**

1:00 p.m.

**Saturday, June 13th  
9:00 - 12 noon  
On the Free Stage  
(behind Brinson Hall)**

Cake Decorating  
Ceramics  
Collections  
Construction Sets  
Crafts  
Entomology  
Equine  
Flowers  
Foods  
Livestock  
Model Kits  
My Pet and Me  
Photography  
Recycling  
Scrapbook  
Sewing  
Space  
Trees  
Veggie Art  
Wildlife  
Woodworking

Project Pick-up is on Monday, June 22, 2026  
from 5:00-7:00 p.m. at the Shelby County  
Fairgrounds (4-H Buildings).



## MINI 4-H WORKSHOPS

### Meetings

Thursday, February 5  
Thursday, March 5  
Thursday, April 2

These meetings will be at 6:00 pm and be held in the Family Arts Building at the Shelby County Fairgrounds.

### Cats

Thursday, April 16, 2026  
Wednesday, May 27, 2026

These meetings will be at 6:30 pm and be held in the Brinson Building at the Shelby County Fairgrounds.

### Rabbits

Wednesday, March 18, 2026  
6:00 p.m. in the Brinson Building

Topics:  
Showmanship  
Animal Handling  
How to Choose a Rabbit

### Swine

Saturday, February 28, 2026

The Workshop will start at 1:00 p.m. and will be held at Cassidy Farms  
2539 E 700 S  
Waldron, IN 46182



# GENERAL PROJECTS

General Project  
exhibit requirements,  
completion  
requirements, judging  
information

## SHELBY COUNTY EXHIBITION GENERAL RULES

**General Project Exhibition:** 4-H exhibits other than animal projects are housed in the 4-H and Brinson Buildings. Each project exhibited must have a label. The label will be furnished by the Shelby County Extension Office. This label will include name, club, project, division or level, and your grade. If your label issued from the Extension Office is lost, blank labels will be available at the fair or you may make your own. Each separate article of every project must be labeled. Requirements for exhibiting/showing at the county fair are listed individually in each project description in this handbook. Any project that is deemed to be inappropriate as an exhibit in good taste may be removed from display as determined by the 4-H Youth Educator. Any exhibit removed from display prior to the official release will be disqualified. Any placings and prizes (including ribbons, money, medals, trophies, etc.) awarded to that exhibit will be forfeited.

A 4-H member may exhibit or participate in any class or activity provided he/she meets the eligibility guidelines specified for each.

For State Fair entries: The State Fair entrant must inform the Extension Office within 3 days of premium collection if they do not plan to exhibit at the State Fair. The alternate State Fair entrant will then have the opportunity to exhibit. Judges will approve a runner-up state fair entry at judging.

**Poster Guidelines:** All 4-H poster exhibits MUST comply with the following rules:

- 1) Size - 22" x 28" poster board (unless otherwise stated in the manual)
- 2) Display - Horizontally
- 3) Covered - Clear plastic
- 4) Mounted - On stiff backing, foam board, corrugated board, thin paneling, thin luan board - keep it light and thin.
- 5) Name Tag - Mount in bottom right corner below or above plastic. This will be mounted vertically. Be sure to leave room for it. **Do not tear off or fold up the bottom of your exhibit tag.**
- 6) Must have reference list (see note below).



If an exhibit does not meet any one of these requirements, a minimum of one ribbon placing will be lost. Don't forget Title, Subtitles or numbers if needed, and use creativity within the boundaries of the project rules.

### Binder Notebook Guidelines:

- 1) Identification label on front binder giving name of 4-Her, county, club, grade, and year in project.
- 2) Title page inside binder naming activity (or activities)
- 3) Pages explaining how activity was developed and is to be used
- 4) Photographs showing how the activity was used along with assembly
- 5) Explanation of skills learned and any additional information to share with the reader.
- 6) Optional: Plastic sheet protectors, page decorations, binder cover decoration, etc.

### Display Board Guidelines:

- 1) Should be designed to sit on a table using no more than 36" of tabletop space
- 2) Exhibit tag-Leave space in the lower right hand corner. This will be mounted vertically.

### NOTE FOR ALL POSTERS, NOTEBOOKS AND DISPLAY BOARDS:

All posters, notebooks, and display boards must include a reference list indicating where information was obtained, giving credit to the original author, to complete the 4-H member's exhibit. This reference list should/might include web site links, people and professionals interviewed, books, magazines, etc. It is recommended this reference list be attached to the back of a poster or display board, be the last page of a notebook, or included as part of the display visible to the public. A judge is not to discredit an exhibit for the manner in which references are listed.

## 2026– Grades for Project Manuals

**Curriculum with Four Levels** (i.e., Child Development, Consumer Livestock, Floriculture, Foods/ Food Preservation, Garden, Microwave Cooking, Tractor, and Woodworking)

Level A – Grades 3 and 4 (2 years)

Level B – Grades 5 and 6 (2 years)

Level C – Grades 7, 8 and 9 (3 years)

Level D – Grades 10, 11 and 12 (3 years)

**Curriculum with Three Levels** (Livestock Projects, Geology, Home Environment, Horseless Horseman, Indiana Heritage, Robotics, & Small Animals)

Level 1 – Grades 3, 4 and 5 (3 years)

Level 2 – Grades 6, 7 and 8 (3 years)

Level 3 – Grades 9, 10, 11 and 12 (4 years)

**Clover, Junior, and Senior** (Collections, Crops, Do Your Own Thing, Gift Wrapping, Recycling, Scrapbook, Sew For Fun, Sports, & Wildflowers)

Clover – Grades 3 and 4 (2 years)

Junior – Grades 5, 6, and 7 (3 years)

Senior – Grades 8, 9, 10, 11 and 12 (4 years)

**Beginner, Intermediate, and Advanced** (Aerospace, Animal Posters, Arts & Crafts, Cake Decorating, Ceramics, Computer, Construction & Architectural Replica, Consumer Clothing, Cookie Decorating, Cupcake Decorating, Entomology, Fine Arts, Forestry, Geology, Health, Llama/Alpaca Fiber Craft & Poster, Models, Needlecraft, Photography, Reading, Shooting Sports, Small Engines, Soil & Water, Sportfishing, Vet Science, Wearable Art, Weather, and Wildlife)

Beginner—Grades 3, 4 and 5 (3 years)

Intermediate - Grades 6, 7 and 8 (3 years)

Advanced—Grades 9, 10, 11 and 12 (4 years)

**Curriculum by Grades** (Construction Sets, Creating With a Mix, Sewing Construction)

**Curriculum by Years in Project** (Electric, Genealogy, & Welding)

**No divisions** (Beekeeping, Family Project)

All 4-H members are enrolled by grade.

### Exhibition Deadlines

- May 15 - All animals requiring 4-H Animal Identification must be identified in 4-H Online. This includes Beef, Dairy Cattle, Goats (Dairy, Meat & Pygmy), Horse & Pony, Llamas & Alpacas, Sheep & Swine. Shelby County does not require Cats, Dogs, Poultry or Rabbits to be identified in 4-H Online.
- May 15 - For Shelby County this is the registration deadline as well as the Drop/Add for projects.
- May 15 - 4-Hers exhibiting Beef Cattle, Dairy Cattle, Dairy Goats, Meat Goats, Poultry, Rabbits, Sheep, & Swine must complete the Indiana 4-H Quality Livestock Care or the Youth for Quality Care for Animals (YQCA) must be completed by this date. 4-Hers completing the YQCA must provide the Extension Office with a copy of their completion certificate.
- May 15 - Pen Reservation Forms and Livestock Auction Forms are due.
- May 1 - 21 - All exhibits must be entered into Fair Entry.
  - ◊ Livestock - must identify the classes they will be showing their animals in. Those missing the deadline must enter their animals in Fair Entry before unloading and will be able to show their animal in its class. They will forfeit any premium money.
  - ◊ Non-Livestock - must identify the classes they will be entering their project in. Those missing the deadline must enter their project in Fair Entry before proceeding to judging. They will forfeit any premium money.

# 4-H GENERAL PROJECT JUDGING

**Monday, June 8th**

**5:00 - 8:00 p.m.**

**In the Community Building**

Aerospace

Beekeeping

Child Development

Collections

Construction Sets

Crafts

(Arts & Crafts, Ceramics, Construction & Architectural Replica, Fine Arts, Models, Needlecraft & Wearable Art)

Do Your Own Thing

Entomology

Family Project

Forestry

Genealogy

Gift Wrapping

Health

Home Environment

Indiana Heritage

Reading

Scrapbooking

Sports

Wildflowers

**DON'T FORGET**

Green Record Books are due on Wednesday, June 10th by 4:00 p.m. to receive any premium money. You may turn them in at judging or take it to the Extension Office.

**Tuesday, June 9th**

**5:00 - 8:00 p.m.**

**In the Community Building**

Computers

Consumer Livestock

Electric

Geology

Horseless Horseman

Livestock Posters

(Cat, Dog, Poultry, Rabbit)

Llama Poster & Fiber Crafts

Photography -Levels 1, 2, 3

Recycling

Robotics

Shooting Sports

Small Animals

Small Engines

Soil and Water Science

Sportfishing

Tractor

Veterinary Science

Weather

Welding

Wildlife

Woodworking

If you cannot be present for judging, please drop projects off at the Extension Office before 4:00 p.m. on Monday, June 8th.

# 4-H GENERAL PROJECT JUDGING

**Wednesday, June 10th**  
**Lewis Creek Baptist Church**  
**1400 E 600 S**  
**Waldron, IN 46182**

**Fashion Revue**  
(modeling the outfit you made)

9:00 a.m.- All Sew For Fun  
9:30 a.m.- All Sewing Construction  
10:00 a.m.- All Consumer Clothing  
10:30 a.m. -Wearable Art  
11:00 a.m. - Mini 4-H'ers (the outfit  
you put together)

**Construction Judging**  
(judging your sewing of the garment/  
outfit)  
9:00 a.m. - 12:00 noon

Sewing for Fun (all levels)

Sewing (all levels)

**Consumer Clothing**  
(notebook judging and interview)

10:00 a.m. - Beginners, Intermediate,  
Advanced (This will start immediately  
following the Fashion Revue judging)

**Consumer Clothing Notebooks  
are due by the end of project  
judging (8:00 p.m.) on  
Tuesday, June 9th. You may  
turn them in to the Extension  
Office 8 a.m. - 4 p.m.**

**Public Fashion Revue is**  
**Wednesday, June 10th, 7:00 p.m.,**  
**Lewis Creek Baptist Church**

**Saturday, June 13th**  
**9:00 a.m. - 12 noon**  
**4-H Building & Brinson Building**

Cake Decorating

Cookie Decorating

Create With a Mix

Crops

Cupcake Decorating

Floriculture

Foods/Food Preservation

Garden

Garden "Just For Fun"

Microwave

\*If you have a 4-H judging conflict,  
please let Extension staff know so  
accommodations can be made.

Project check out will be on Monday,  
June 22, 2026, 5:00 p.m. - 7:00 p.m.,  
in the 4-H Building at the fairgrounds.  
This is the only time premium monies  
will be available. Both General Project  
and Livestock premiums will be  
available then. You may send someone  
to pick up and sign for your projects.

If you do not pick up your projects on  
June 22nd, a second pick up date  
will be August 24th, from 5-7 p.m.  
**NO PREMIUM MONEY WILL BE  
AVAILABLE.**

# AEROSPACE

**State Fair Entries:** 1 rocket, remote control aircraft, drone, poster, notebook or display board in each grade/age category (grades 3-5, grades 6 - 8 and grades 9 -12 )

## GREEN RECORD BOOK COMPLETION REQUIREMENT:

- Complete a Shelby County Record Sheet.

## EXHIBIT GUIDELINES:

- See Poster Guidelines in the Shelby County General Project Guidelines found on Page 74.
- Artificial Intelligence (AI) may be used, with parent permission, when creating this exhibit and is to be documented as a reference. A majority of the work to create this exhibit is to be the 4-H member's original work.
- No "Ready to Fly" or E2X rockets are acceptable in the 4-H Aerospace project. They also cannot have plastic fins.
- Rockets may be exhibited with a base, but launch pads are not permitted. All rockets must weigh less than 3.3 pounds and considered an amateur rocket according to FAA regulations.
- Remote control aircraft or drones may be constructed from a kit or purchased ready-to-fly. The power source (rocket engine, battery pack, etc) is to be removed before being placed in public exhibition.

## Beginner (Grades 3 - 5)

Manual: Lift Off (BU-6843)

Exhibit one of the following:

- Construct a rocket of your choice, designed for a new model rocket enthusiast with a difficulty level that is appropriate for the suggested grade level or comparable difficulty, or a poster or display board on any topic in the manual. Similar topics not included in the manual are permissible. OR
- Learn to fly a remote control aircraft or drone of your choice that is age/grade appropriate and compliant with FAA regulations, federal and state laws, and local ordinances. This exhibit choice is to include a notebook or poster including how the aircraft/drone was used and aerospace skills learned. Displaying the aircraft or drone is optional. Other topics could include how a quadcopter operates, controls used to fly a quadcopter, UAV regulations administered by Federal Aviation Administration, commercial and emergency uses of UAVs and more.

NOTE: Cluster engine rockets that take an engine D or above are not permitted in this level.

## Intermediate (Grades 6 - 8)

Manual: Reaching New Heights (BU-6844)

Exhibit one of the following:

- Construct a Rocket of your choice designed for a model rocket enthusiast with some experience and with a difficulty level that is appropriate for the suggested grade level, or a poster or display board on any topic in the manual. Similar topics not included in the manual are permissible. OR
- Construct or learn to fly a remote control aircraft or drone of your choice that is age/grade appropriate and compliant with FAA regulations, federal and state laws, and local ordinances. This exhibit choice is to include a notebook or poster including how the aircraft/drone was used and aerospace skills learned. Displaying the aircraft or drone is optional. Other topics could include interviewing a certified UAV pilot who works in law enforcement, EMS, fire, Purdue Extension, commercial or other application. Other options could include creating a flight plan or interfacing with other computer software.

NOTE: Cluster engine rockets and rockets that take an engine E or above are not permitted in this level.

### **Advanced (Grades 9 - 12)**

Manual: Pilot in Command (BU-6845)

Exhibit one of the following:

- Construct a rocket of your choice designed for an experienced model rocket enthusiast and with a difficulty level that is appropriate for the suggested grade level, or a poster or display board on any topic in the manual. Similar topics not included in the manual are permissible. OR
- Construct or learn to fly a remote control aircraft or drone of your choice that is age/grade appropriate and compliant with FAA regulations, federal and state laws, and local ordinances. This exhibit choice is to include a notebook or poster including how the aircraft/drone was used and aerospace skills learned. Displaying the aircraft or drone is optional. Other topics would include using "stitching" software to produce an orthomosaic map for a research purpose, identifying Department of Transportation Aeronautical Chart features and explain how these are important to a drone pilot, how to obtain a drone pilot license, or more. If 16 years of age or older the member could obtain a license by completing and passing the official FAA Part 107 UAV licensing test.

NOTE: Rockets that take an engine G or above are not permitted.

## **ANIMAL EDUCATION**

The projects that you will find under this listing in 4-H Online are Cat Poster, Dog Poster, Llama/Alpaca Poster, Poultry Poster, and Rabbit Poster. They are listed individually in our Handbook with the project requirements for each.



## ARTS & CRAFTS

**State Fair Entries:** Fine Arts - 2 entries, Needle Craft - 2 entries, Model Craft - 2 entries, Construction & Architectural Replica Craft - 1 entry, Arts & Craft - 5 entries

### GREEN RECORD BOOK COMPLETION REQUIREMENT:

- Do not combine different areas of crafts (e.g. needle craft and fine arts) on one record sheet. Complete a Shelby County Record Sheet. Each exhibit requires its own record sheet. Indicate the specific art or craft on the record sheet as listed in each section below.

### EXHIBIT GUIDELINES:

- A member may exhibit two (2) articles in any of the craft areas for a maximum of 10 exhibits.
- If an item is to be hung on the wall, it must be mounted and framed appropriately, and must be prepared for hanging. For Fine Arts, all projects must be prepared for hanging.
- Model Craft exhibits are a small replica. No die casts are allowed.
- Wood Craft items are acceptable in the Any Other Craft Category, provided they are not a 4-H Woodworking Project. Woodworking projects are made completely from scratch; wood crafts may be made from kits.
- Attach to project the 4-H-618A-W, 4-H Craft Information Card for description of work completed on the project.
- If multiple pieces make up the exhibit, a photograph of the complete exhibit should be attached to the exhibit so the total exhibit can properly be displayed. For safety purposes, any craft exhibit that resembles a sword, knife, or look-a-like weapon will be judged but will not be displayed.
- Judging in all areas is divided into Beginner Grades 3-5 suggested, Intermediate Grades 6-8 suggested and Advanced Grades 9-12 suggested.
- Judges evaluating exhibits should recognize individual differences and creativity, therefore using information in this document as a guide rather than a requirement.

NOTE: Legos may be entered in the Construction & Architectural Replica division of Arts & Crafts OR in Construction Sets (County project), not both.

## ARTS & CRAFTS

Allows youth to learn life skills and grow in project knowledge while expressing creativity in a variety of mediums.

### All Age Divisions

Create and exhibit one age/grade appropriate artwork.

Exhibitors should be considerate of space. Exhibits too large to safely move or requiring lots of space should be exhibited using photographs and a description of work in a notebook.

Youth may exhibit any art or craft that does not meet exhibit requirements in Ceramics, Fine Arts, Needle Craft, Model Craft or Construction & Architectural Replica.

### CERAMICS

Categories - Beginner (Grades 3-5), Intermediate (Grades 6-8), Advanced (Grades 9 & Above)  
Manual - None

### EXHIBIT GUIDELINES:

- All exhibits must begin with a piece of greenware or clay.
- Piece must have name or initials and year carved into the bottom.
- The use of lead free glazes is required on all food surfaces.
- Inside must be finished if they have a usable surface. (ex. Vase)
- Must be kiln fired.
- A craft card (4-H 618a-W) must be submitted with project.

Exhibit the following:

#### Grade 3

Exhibit one article/set using the following techniques:

- Clean and Stain.
- Antiquing and Dry Brushing are prohibited.

#### Grade 4

Exhibit one article/set using the following techniques:

- Clean and glaze.
- Specialty glazes are prohibited.

#### Grade 5

Exhibit one article/set using the following techniques:

- Clean and stain. Then dry brush and/or antique.

#### Grade 6

Exhibit one article/set using the following techniques:

- Clean article. Then use a combination of glaze and stain.
- Specialty Glazes are not permitted.

#### Grade 7

Exhibit one article/set using the following techniques:

- Clean and glaze article with a minimum of two glazes. One of which must be a specialty glaze such as a crystal, a crackling or a textured.

#### Grade 8

Exhibit one article/set using the following techniques:

- Personally alter your project in the greenware state.

#### Grade 9

Exhibit one article/set using the following techniques:

- Use a specialty technique such as, but not limited to majolica, sgraffito, design work using wax resist or silica sand or advanced decal work.
- Free Choice
- This exhibit may include techniques that are not listed above.

#### Grades 10—12

Exhibit one article/set using the following techniques:

- Free Choice, including sculptures and/or pottery created by 4-H member.
- This exhibit may include techniques that are not listed above.
- Must be kiln fired

## **FINE ARTS**

Allows youth to learn life skills and grow in project knowledge while expressing creativity through painting and drawing.

### **All Age Divisions**

Create and exhibit one age/grade appropriate artwork.

Oil, charcoal pastels, pencil, ink, acrylic, watercolor or similar artistic work can be displayed on canvas, canvas board, or paper. All work must be framed as a picture and prepared for hanging. Canvas art on a wooden frame is considered prepared for hanging provided that frame has a hanger.

## **CONSTRUCTION & ARCHITECTURAL REPLICA**

Allows youth to learn life skills and grow in project knowledge while expressing creativity when designing replicas.

### **All Age Divisions**

Create and exhibit one age/grade appropriate artistic scene or replica.

Exhibits can include farm scenes, town models, building replicas, or similar items and can be constructed from building blocks (Lego), erector sets, or other materials. The product should be constructed to scale as much as possible. The exhibit can be no larger than a standard 8' long table. A county 4-H program may implement a smaller size limit if available facility space merits.

Exhibitors should be considerate of space. Exhibits too large to safely move or requiring lots of space should be exhibited using photographs and a description of work in a notebook.

If an exhibitor is concerned about their creation being damaged while on display, they should consider constructing a clear plastic cover to encase the exhibit.

## **NEEDLE CRAFT HANDWORK**

Allows youth to learn life skills and grow in project knowledge while expressing creativity in needle crafts.

### **All Age Divisions**

Create and exhibit one age/grade appropriate needle craft.

Hand crafted knitting, embroidery, crocheting, needlepoint, crewel, candle wicking, chicken scratching, hand quilting, tatting, huck embroidery, and hemstitching are suggested exhibits. Entries may also include pulled, drawn and counted thread work and punch needle work. Needle craft exhibits do not include latch hook, plastic canvas, machine knitting, machine quilting, or arm knitting/crocheting.

## **MODEL CRAFT**

Allows youth to learn life skills and grow in project knowledge while expressing creativity when building a model.

Create and exhibit one age/grade appropriate model.

Exhibits must be a small scale replica made of injected styrene plastics with approximately 25% of the surface painted. Wood, paper, clay die-cast, or snap together models are not permitted. Screws and pre-painted or pre-decaled factory models are not permitted. Exhibits made from building blocks (Legos) are not permitted.

If the model is being built from a kit, include a copy of the instructions with the information card. Original instructions should be kept by the exhibitor in a safe location at home.

## **SNAP TOGETHER MODELS**

***County Only - Not a State Fair Project***

Age Categories: Clover, Junior, Senior

This category of Models will have champions of each division but they will not be considered for Grand Champion or Reserve Grand Champion of the Models project.

## **WEARABLE ARTS**

Wearable Arts include any wearable item created from items such as but not limited to used material, duct tape, ties, etc. or a design applied to a ready-made item. Sequins, paint, lace, buttons, appliqué, etc. can be used. No jewelry is allowed in this category. 4-H member will be enrolled in the project by their grade level in school.

Each category will be judged by the following grade categories:

Beginner - Grades 3-5 suggested

Intermediate - Grades 6-8 suggested

Advanced - Grades 9-12 suggested

### **GENERAL INFORMATION**

1. Record sheets must be completed and entered for each category prior to judging.
2. Craft exhibits with more than one piece, obviously together, matching or coordinated in design, etc, must have each piece labeled. Will be judged as a set and one ribbon will be awarded.
3. Attach a State Craft Card (4-H-618A-W) Obtain from your 4-H Leader or the Extension Office.

You may model your project in the Fashion Revue. Wearable Arts has its own awards in the Fashion Revue.

## **WEARABLE ART *Fashion Revue***

***Superintendent:*** Carol Lee - 317-443-3275, Erin Needham - 317-512-1871

***Not a State Fair Project***

**Public Fashion Revue Show:** Wednesday, June 10, 2026, 7:00 p.m. - Lewis Creek Baptist Church

### **EXHIBIT GUIDELINES:**

- A 4-H'er has the option of participating in Fashion Revue categories for "Sewing Construction", "Consumer Clothing", "Sewing For Fun" and/or "Wearable Art" in one year.
- Garments modeled must have been made by participants since the previous year's county fair. The item modeled must be a wearable item. No non-wearables will be allowed to enter Fashion Revue.
- Item will be modeled by the person it was made for. The 4-H'er who made the item will also be present during judging to answer any questions. No animals will be permitted to participate in Fashion Revue.
- Item modeled will be on exhibit at the Shelby County Fair.
- Judging will be on Wednesday, June 10, 2026

# BEEKEEPING

---

This project will help youth learn beekeeping, the types of bees, the honey and wax they produce, the plants that attract bees, and the equipment a beekeeper needs.

**State Fair Entries:** 1 Educational exhibit per county. 1 Honey exhibit per member, unlimited number of county entries.

## **GREEN RECORD BOOK COMPLETION REQUIREMENT:**

- Complete a Shelby County Record Sheet.

## **EXHIBIT GUIDELINES**

- See Poster Guidelines in the Shelby County General Project Guidelines found on Page 74.
- Artificial Intelligence (AI) may be used, with parent permission, when creating this exhibit and is to be documented as a reference. A majority of the work to create this exhibit is to be the 4-H member's original work.
- There are no age/grade specifications for beekeeping exhibits. No bee hives may be brought to the fair.
- Honey water content will be measured.
- Fill level: the honey should be filled to the jar shoulder, not over, nor under.
- Chunk honey should go in a wide-mouth jar, preferably one specially made for chunk honey (see beekeeping catalogs).
- Be careful to distinguish "chunk honey" (comb in jar) from "cut comb" (comb only in box). Honey (including chunk, cut comb, and comb) must be collected since the previous county fair.

Judges evaluating exhibits should recognize individual differences and creativity, therefore using information in this document as a guide rather than a requirement.

## **Educational Poster or Display (Grades 3-12)**

Create an educational poster, notebook or display about any manual activity or on any beekeeping topic of choice that is age/grade appropriate. Youth can also design and complete an independent study activity.

## **Extracted Honey (Grades 3-12)**

Exhibit 2 one-pound jars, shown in glass or clear plastic, screw-top jars holding 1 pound of honey each. Each container is to have the 4-H member's name and county written using permanent marker.

## **Chunk Honey (Grades 3 - 12)**

Exhibit 2 one-pound jars (wide-mouth glass or clear plastic) with a comb in each jar. Each container is to have the 4-H member's name and county written using permanent marker.

## **Cut-comb Honey (Grades 3 - 12)**

Exhibit 2 one-pound boxes. Boxes are usually 4 1/2" x 4 1/2" in size. Each box is to have the 4-H member's name and county written using permanent marker.

## **Two Honey Product (Grades 3 - 12)**

Exhibit 4 containers total of two different honey products using extracted honey, chunk honey or cut-comb honey as described in each product above. Each container is to have the 4-H member's name and county written using permanent marker.

# CAKE DECORATING

---

The Cake Decorating project allows youth to utilize their artistic ability and expressions as they learn decorating techniques and skills. Anyone wanting to learn baking skills should refer to the 4-H Foods project.

**State Fair Entries:** 1 entry per level.

## **GREEN RECORD BOOK COMPLETION REQUIREMENT:**

- Complete a Shelby County Record Sheet.

## **EXHIBIT GUIDELINES:**

The cake decorating subject provides skills-based educational experiences that provide an opportunity for mastery before building on that experience to develop more advanced skills. This subject area is divided into three levels: Beginner (Grades 3-5), Intermediate (Grades 6-8), and Advanced (Grades 9-12). While the defined grades are intended to be a guide, older youth enrolled in this subject for the first time may start in a lower grade skill level with permission by the county extension educator, followed by an appropriate level the following year.

Skills and techniques demonstrated should be by age/grade appropriate. While it is not to say a beginner level member cannot master an advanced level skill, it would be rare and unique. Therefore, exhibited cakes must demonstrate the minimum five techniques from their given level outlined in Indiana 4-H Cake Decorating Skills and Techniques, 4-H 710A, but may also include higher/lower level techniques that have been mastered. Any higher/lower level techniques will not be counted as part of the minimum five, but nevertheless will be evaluated for quality. All exhibited cakes must be created using a Styrofoam, foam, or other solid dummy. Unless otherwise stated, cakes are to be iced using Royal icing or Buttercream. Buttercream icing will not withstand environmental conditions and may become soft, melt, not withhold its shape, and colors may bleed when being displayed an extended period of time. When displaying a cut-up cake or tiered cake, the exhibitor must include a diagram and description indicating how the cake was assembled. This diagram and description can be attached to or written on the skills sheet. All exhibits must include a completed Cake Decorating Skills Sheet (4-H 710) and must accompany the cake for the judge's reference during judging. Skills sheets are for judging purposes only and will not be returned to the exhibitor at the State Fair.

Judges evaluating exhibits should recognize individual differences and creativity, therefore using information in this document as a guide rather than a requirement.

### **Beginner Level (Grades 3-5 suggested)**

A minimum of five beginner skills are to be demonstrated. A list of skills to choose from can be found on the Indiana 4-H Cake Decorating Skills and Techniques, 4-H 710A sheet. Cakes must be on a cake board strong enough to support the cake (approximately 3/8" thick) and 2-4" larger than the cake. For example, if the cake is 8" in diameter, then the cake board must be 10-12" in diameter. The cake board must be neatly covered and well taped or otherwise attached underneath. Cakes exhibited in the beginner level are to be a single tier/layer, and may be round, square, or rectangular and the cake board is to be no more than 12"x12".

### **Intermediate Level (Grades 6-8 suggested)**

A minimum of five intermediate skills are to be demonstrated. A list of skills to choose from can be found on the Indiana 4-H Cake Decorating Skills and Techniques, 4-H 710A sheet. Cakes must be on a cake board strong enough to support the cake (approximately 3/8" thick) and 2-4" larger than the cake. For example, if the cake is 9"x13" rectangular, then the cake board must be 11"x15" to 13" x 17" rectangular. The cake board must be neatly covered and well taped or otherwise attached underneath. Cakes exhibited in the intermediate level are to be a single or double layer, no more than 12" tall and may be any shape. Youth may choose to decorate an inverted (upside down) character pan or create a 3-dimensional cake. It is also permissible to cut-up pieces of Styrofoam, foam, or other solid material to create a new shape, like a butterfly or castle for example. The cake board is to be no more than 24"x24".

## Advanced Level (Grades 9-12 suggested)

---

A minimum of five advanced level skills are to be demonstrated and the cake may include additional skills from the beginner and intermediate levels. A list of skills to choose from can be found on the Indiana 4-H Cake Decorating Skills and Techniques, 4-H 710A sheet. Cakes must be on a cake board strong enough to support the cake (approximately ½" thick) and 4" larger than the base cake. For example, if the cake is 26" in diameter, then the cake board must be 30" in diameter. The cake board must be neatly covered and well taped or otherwise attached underneath. Cakes exhibited in the advanced level may be multiple layer and/or tiered and may include multiple cakes, like a wedding cake. Youth may choose to create a character or 3-dimensional cake by cutting-up pieces of Styrofoam, foam, or other solid material to create a new shape. Dowel rods, plates, etc. should be used to support multiple layers and tiers. Fondant icing, gum, and sugar paste is permissible. Cakes may be any shape, no more than 36" tall, and the cake board is to be no more than 36"x36".

For more information you may go to [blog.wilton.com/category/videos](http://blog.wilton.com/category/videos). You may also go to the [extension.purdue.edu](http://extension.purdue.edu) website under 4-H and projects, Communication and Expressive arts, and then Cake Decorating. At the bottom of the page, select other and there are more places that you can search for information.

## CAT POSTER

---

**State Fair Entries:** 1 entry per level

### GREEN RECORD BOOK COMPLETION REQUIREMENT:

- Complete a Shelby County Record Sheet.

### EXHIBIT GUIDELINES:

- See Poster, Notebook & Display Guidelines on Page 74 of the Shelby County Handbook.
- Artificial Intelligence (AI) may be used, with parent permission, when creating this exhibit and is to be documented as a reference. A majority of the work to create this exhibit is to be the 4-H member's original work.
- In Shelby County you are not required to be enrolled in the Cat project to exhibit a Cat Poster.

Judges evaluating exhibits should recognize individual differences and creativity, therefore using information in this document as a guide rather than a requirement.

### **Beginner-(Grades 3-5 suggested)**

Create an educational poster, notebook or display about any manual activity or on any specie related topic of choice that is age/grade appropriate. Owning or possession of an animal is not required.

### **Intermediate (Grades 6-8 suggested)**

Create an educational poster, notebook or display about any manual activity or on any specie related topic of choice that is age/grade appropriate. Owning or of possession an animal is not required.

### **Advanced (Grades 9 -12 suggested)**

Create an educational poster, notebook or display about any manual activity or on any specie related topic of choice that is age/grade appropriate. Owning or possession of an animal is not required.

# CHILD DEVELOPMENT

---

Youth will learn about developmental stages of infants, toddlers and young children.

**State Fair Entries: 1 entry for each Level**

## GREEN RECORD BOOK COMPLETION REQUIREMENT:

- Complete a Shelby County Record Sheet.

## EXHIBIT GUIDELINES:

- See Poster Guidelines on Page 74 of the Shelby County Handbook.
- Artificial Intelligence (AI) may be used, with parent permission, when creating this exhibit and is to be documented as a reference. A majority of the work to create this exhibit is to be the 4-H member's original work.
- Activities may be designed to be displayed on the floor, but please be considerate of space availability. Each item is to be labeled with the 4-H member's name, county and club so fair staff can keep all components together if it needs to be moved after judging is complete.
- Notebooks are to include the following:
  - Identifications on the front showing 4-H member's name, county, club, grade and year in project.
  - Title page naming the activity.
  - Pages explaining how activity was developed and is to be used.
  - Photographs showing how the activity was used along with assembly.
  - Explanation of skills learned and any additional information to share with the reader.

Judges evaluating exhibits should recognize individual differences and creativity, therefore using information in this document as a guide rather than a requirement.

### **Level A (Grades 3 & 4 suggested)**

Manual: Building a Bright Beginning 4-H 973

Exhibit a poster, display or notebook about a manual activity. Other similar activities are permissible.

### **Level B (Grades 5 & 6 suggested)**

Manual: Building Blocks of Learning 4-H 974

Exhibit a poster, display or notebook about a manual activity. Other similar activities are permissible.

### **Level C (Grades 7, 8 & 9 suggested)**

Manual: Building a Strong Foundation 4-H 975

Exhibit a poster, display or notebook about a manual activity. Other similar activities designed to develop physical, emotional or cognitive skills are permissible.

### **Level D (Grade 10, 11 & 12 suggested)**

Manual: Building Relationships Toward a Brighter Tomorrow 4-H 976

Exhibit a poster, display or notebook about a manual activity. Other similar activities designed to develop physical, emotional or cognitive skills are permissible.



# COLLECTIONS

## *Not A State Fair Project*

---

### **GREEN RECORD BOOK COMPLETION REQUIREMENT**

- Complete a Shelby County Record Sheet.

### **EXHIBIT GUIDELINES:**

- Exhibits must not exceed 24" x 36". A project notebook must include: Collector's Log - numbered to correspond with numbered exhibit item(s), whether in a notebook, on a poster, in a box, or otherwise exhibited; Short Story or information about your collection; you may want to include some photographs of your collections.
- You may bring an example of your collections if you are exhibiting your collection through a poster for the fair.
- At least one new object needs to be added since the last fair.
- It is recommended that the 4-H member provide a self-contained display unit for protection of his/her collectibles.
- The 4-H Advisory Council, Cooperative Extension Service, and Fair Board are not responsible for the items in the collection display.
- See Poster Guidelines on Page 74 of the Shelby County Handbook.

### **Clover—Grades 3 & 4; Junior —Grades 5, 6, & 7; Senior—Grades 8, 9, 10, 11 & 12**

---

Exhibit the following:

A sample of your collection and your project notebook. A sample is a limited number of objects representing your collection. Collections may be displayed on a poster board, in a box, or in any other attractive manner.

# COMPUTER

---

The 4-H Computer Science project is designed for youth to engage in an interactive project to learn all levels of familiarity with computers.

**State Fair Entries: 1 entry for each Level**

## **GREEN RECORD BOOK COMPLETION REQUIREMENT:**

- Complete a Shelby County Record Sheet.

There are three exhibit grade level divisions; Beginner (Grades 3-5), Intermediate (Grades 6-8) and Advanced (Grades 9-12). Exhibits are to be skill appropriate for the member's grade level.

Youth enrolled in the computer project will select one of the below subject categories to study, regardless of grade. Youth may choose to create an exhibit demonstrating skills learned during the year. Artificial Intelligence (AI) may be used, with parent permission, when creating this exhibit and is to be documented as a reference. A majority of the work to create this exhibit is to be the 4-H member's original work. Check with your county Purdue Extension Office to determine if a computer will be available during judging and if there will be an opportunity to explain your exhibit to the judge. Exhibits qualifying for state fair are to be submitted on a thumb drive securely attached to a notebook/portfolio describing accomplishments, skills learned, design ideas, budget, a summary of what was done, screenshots showing the development and final project, etc., as the exhibitor will not be able to discuss their work with a judge. Poster and display board exhibits are permissible. Posters are to be 22" x 28" and displayed horizontally and placed in a clear plastic sleeve or covered with clear plastic to protect contents. The poster must be mounted on a firm backing to add stiffness to the exhibit, for examples: a foam core board. Display boards should be designed to sit on a table using no more than 36" of tabletop space. Youth may continue in the same subject category in subsequent years expanding on the previous year's topic, or choose a new topic. Subject categories are:

- Programming, Block- and Text-Based Programming
- Web Design and Computer Entrepreneurship
- Computer Forensics
- Hardware and Networking Design/Install/Repair
- Graphic Design, Computer Art, and 3-D Printing
- Robotics
- Videography

Software submitted to be reviewed by a judge must be compatible on both PC and Mac platform. If additional software other than Microsoft Office Suite is required to view the member's work, that software must be provided by the member and comply with all manufacturer copyright laws. Apps can be Android or IOS compatible.

All notebooks/portfolios must include a reference list indicating where information was obtained, giving credit to the original author, to complete the 4-H member's exhibit. This reference list should/might include web site links, people and professionals interviewed, books, magazines, etc. It is recommended this reference list be the last page of a notebook or included as part of the display visible to the public. A judge is not to discredit an exhibit for the manner in which references are listed.

Judges evaluating exhibits should recognize individual differences and creativity, therefore using information in this document as a guide rather than a requirement.

## **PROGRAMMING, BLOCK- AND TEXT- BASED PROGRAMMING**

Youth can submit programming projects in a language of their choosing. Some popular choices include, but are not limited to:

Block-based: Scratch, Code Studio, Alice, etc.

Text-based: Python, JavaScript, C/C++, C#, ASP.net, R, Go, Java, PHP, Perl, Ruby, etc.

Beginner (Grades 3-5) - Create a program using language of your choice. You should comment your work and it must include at least ten different commands. Skills this program could use are:

- Sequence
- Iteration
- Conditionals
- Variables
- Loops
- User input
- Any other similar skill

Intermediate (Grades 6-8) - Create a program using programming language of your choice. You should comment your work and it must include at least ten different commands. Skills this program could use are:

- More robust demonstration of beginner skills
- Commenting
- Correct syntax
- Lists
- Functions
- Algorithms
- Modularization
- Lists
- Any other similar skill

Advanced (Grades 9-12) - Create a program using programming language of your choice. You should comment your work and it must include at least ten different commands. Skills this program could use are:

- More robust demonstration of Intermediate Skills
- Parameters
- Recursion
- Interact with databases
- Classes
- Objects
- Methods
- Inheritance
- Integrate multiple languages into one program
- Demonstrate utilization of a version control system
- Any other similar skill

## **WEB DESIGN AND COMPUTER ENTREPRENEURSHIP**

All Divisions: A notebook detailing your steps/process is highly recommended.

Beginner (Grades 3-5) - Build a website demonstrating a knowledge of:

- Use a website builder to create your website
- Insert non-stock image into your site
- Use a template to achieve a unified look
- Explain CSS in your documentation, what CSS is and why it's important
- Must have at least two pages and include all items listed above

Intermediate (Grades 6-8) - Build a website demonstrating a knowledge of:

- Create your own site or use a website builder
- Modify existing HTML
- Use HTML5
- Modify existing CSS
- Have a unified theme throughout
- Use a photo editing software to create custom images
- Must have at least five pages and include all items listed above

Advanced (Grades 9-12) - Build a website demonstrating a knowledge of:

- Create a custom site using appropriate industry tools
- Have a responsive website
- Add useful and appropriate plugins
- Test for and eliminate bugs
- Include links for social media
- Include custom audio/video
- Must have at least ten pages and include all items listed above

**COMPUTER FORENSICS** (id theft, online bullying, ethical use of technology, responsible social media use)

All Divisions: A notebook detailing your steps/process is highly recommended.

Beginner (Grades 3-5) - Research and create a 3-5 minute presentation on one of the following topics. Present to a group of peers and have an adult leader verify, create a YouTube or MP4 instructional video, or printed slides and notes using PowerPoint or similar presentation software.

- Media Balance and Well Being
- Privacy and Security
- Digital Footprint and Identity
- Relationships and Communication
- Cyberbullying, Digital Drama and Hate Speech
- News and Media Literacy
- Any other similar topic

Intermediate (Grades 6-8) - Research and create a 6-8 minute presentation on one of the following topics. Present to a group of peers and have an adult leader verify, create a YouTube or MP4 instructional video, or printed slides and notes using PowerPoint or similar presentation software.

- Digital Citizenship:
  - ◊ Media Balance and Well Being
  - ◊ Privacy and Security
  - ◊ Digital Footprint and Identity
  - ◊ Relationships and Communication
  - ◊ Cyberbullying, Digital Drama and Hate Speech
  - ◊ News and Media Literacy
- Cyber Security
  - ◊ Ethics and Society
  - ◊ Security Principles
  - ◊ Classic Cryptography
  - ◊ Malicious Software
  - ◊ Physical Security
  - ◊ Web Security
- Any other similar topic

Advanced (Grades 9-12) - Research and create a 10-12 minute presentation on one of the following topics. Present to a group of peers and have an adult leader verify, create a YouTube or MP4 instructional video, or printed slides and notes using PowerPoint or similar presentation software.

- Digital Citizenship:
  - ◊ Media Balance and Well Being
  - ◊ Privacy and Security
  - ◊ Digital Footprint and Identity
  - ◊ Relationships and Communication
  - ◊ Cyberbullying, Digital Drama and Hate Speech
  - ◊ News and Media Literacy
- Cyber Security
  - ◊ Ethics and Society
  - ◊ Security Principles
  - ◊ Classic Cryptography
  - ◊ Malicious Software
  - ◊ Physical Security
  - ◊ Web Security
- Any other similar topic

## **COMPUTER HARDWARE AND NETWORKING DESIGN/INSTALL/REPAIR**

All Divisions: A notebook detailing your steps/process is highly recommended.

Beginner (Grades 3-5) - Choose 1-2 items from the list and create a report/presentation (including images) of what you did.

- Deconstruct and reconstruct a computer
- Learn and report how binary works and how computers use numbers
- Troubleshoot hardware problems
- Explore operating systems
- Investigate open source resources
- Install/upgrade operating systems
- Design a dream machine (give reasons)
- Any other similar design/install/repair

Intermediate (Grades 6-8) - Choose 1-2 items from the list and create a report/presentation (including images) of what you did.

- Identify network hardware
- Design a computer network
- Explain Internet Protocol
- Explain different types of servers
- Use different protocols to communicate
- Add peripherals to a network
- Secure a networked computer
- Share applications simultaneously
- Setup a Raspberry Pi or other micro-controller
- Any other similar design/install/repair

Advanced (Grades 9-12) - Choose one or two items from the list and create a report/presentation (including images) of what you did.

- Design and implement a computer network
- Secure your network
- Understand technology needs in your community
- Help to solve these needs by organizing a committee or team to work on identified issues
- Teach a computer science class to younger 4-H'ers
- Build your dream computer
- Network multiple micro-controllers
- Research careers in technology
- Any other similar design/install/repair

## GRAPHIC DESIGN

There are three divisions: Beginner (Grades 3-5), Intermediate (Grades 6-8) and Advanced (Grades 9-12). Youth are to use a software program to create or design an item that requires graphic design. The name of the software and version is to be included with the exhibit. Exhibits are to be age/grade appropriate. Ideas include, but are not limited to, the following:

- Logo design
- T-shirt or apparel screen printing design
- Promotional brochure
- Marketing materials
- Computer altered photographs/images—Photographs taken by the 4-H member and altered by the 4-H member using a computer are to be entered in the Photography project as a creative/experimental exhibit. Youth must obtain permission from the owner before altering someone else's photograph/image and include a copy of that permission with the exhibit to insure there is no copyright violation.

## COMPUTER ART

There are three divisions: Beginner (Grades 3-5), Intermediate (Grades 6-8) and Advanced (Grades 9-12). Youth are to use a software program to create or design an item that requires artistry. Youth may design and create their own work in totality or can use a pre-made template or design to create their own finished product, provided the majority of the created exhibit is completed by the 4-H member. The name of the software and version is to be included with the exhibit. Exhibits are to be age/grade appropriate. A notebook detailing your steps/process is highly recommended.

## 3-D PRINTING

Beginner (Grades 3-5)

- Youth can use premade designs with minor modifications. Youth should document the modifications and cite any sources used for the project.

Intermediate (Grades 6-8)

- Youth can use premade designs with modifications. Youth should document the modifications and cite any sources used for the project.

Advanced (Grades 9-12)

- Youth are to use a software program to create or design an item printed using a 3-D printer. Youth are encouraged to design and create their own work in totality.
- If youth use a pre-made template, modify enough so that the majority of the design is completed by the 4-H member. Youth must cite any sources used for the project.

All divisions should include:

- The name of the software and version
- Printer make and model
- Notebook detailing steps as well as the files you printed
- Exhibits are to be age/grade appropriate

## ROBOTICS

A notebook detailing your steps/process is highly recommended.

Suggested exhibits include, but are not limited to, a notebook including a printout of code with requirements marked, a flowchart showing how the robot works, images of the robot being built and the final robot in action, a video, a live demonstration, or other applicable exhibits.

### Beginner - Grades 3-5

- Create a flowchart
- Build a robot
  - ◊ Use block– or text- based program to operate
    - Sequential programs
    - Events at beginning
  - ◊ Use at least one basic sensor
- Model and demonstrate robot behaviors using a simulation environment (e.g. VEXcode VR [<https://vr.vex.com>])

### Intermediate - Grades 6-8

- Create a flowchart with sub-routines
- Include at least two sensors in robot
- Use at least three events in code
- Create at least 2 loops in code
- Operation of robot should be smooth

### Advanced—Grades 9-12 - Above guidelines plus:

- Use text based language
- Use advanced logic including
  - ◊ Multiple (three or more) events
  - ◊ Multiple (three or more) loops
  - ◊ At least three sub routines
  - ◊ Special consideration if robot is not a kit



# CONSTRUCTION SETS

*Not a State Fair Project*

## RECORD BOOK COMPLETION REQUIREMENT:

- Complete a Shelby County Record Sheet.

## EXHIBIT GUIDELINES:

- Exhibits in Grade 3 (Division 1) may be from a kit. All other grades must exhibit an original design - not copied from an instruction sheet. Kits must be modified to reflect the 4-H's ideas.
- Exhibits must be sturdy (able to withstand being moved several times). A sturdy base is recommended. All pieces should be securely attached.
- Exhibits must be no larger than 24" x 24". Please remember, they must be moved to be put in place for exhibit.
- Exhibits may be made from Legos, K'Nex, or any other construction set (i.e. Tinker toys, Lincoln Logs).

NOTE: Legos may be entered in the General Craft division, Construction & Architectural Replica OR in Construction Sets (this is County only).

### Division 1

(Grade 3)

**Manual:**Shelby County Construction Sets Manual

- Build a kit of your choosing. Examples: a boat, statue, an animal, etc.

### Division 2

(Grade 4)

**Manual:**Shelby County Construction Sets Manual

- Build a "fictional" character or "thing". Examples: an animal, a person, a totem pole, etc.

### Division 3

(Gr. 5 & 6)

**Manual:**Shelby County Construction Sets Manual

- Build a structure or a vehicle. Examples: a house, a barn, any type of building, a car, plane, farm equipment, etc. NO LARGER THAN 18" SQUARE.

### Division 4

(Gr. 7 & 8)

**Manual:**Shelby County Construction Sets Manual

- Build any two related objects. At least one of which has moveable features (not motorized). Examples: two buildings, or a windmill and a barn, etc. NO LARGER THAN 18" SQUARE.

### Division 5

(Gr 9 & Up)

**Manual:**Shelby County Construction Sets Manual

- Build a display of at least three related objects. At least one object moveable and one object motorized. NO LARGER THAN 2 FEET SQUARE.

# CONSUMER CLOTHING

**Superintendent:** Carol Lee - 317-443-3275, Erin Needham - 317-512-1871

**State Fair Entries:** 1 notebook per level (Total of 3)

## GREEN RECORD BOOK COMPLETION REQUIREMENT:

- Complete a Shelby County Record Sheet.

## EXHIBIT GUIDELINES:

- Artificial Intelligence (AI) may be used, with parent permission, when creating this exhibit and is to be documented as a reference. A majority of the work to create this exhibit is to be the 4-H member's original work.
- Garments must be purchased since the previous year's fair. Accessories may be purchased or selected from items already owned. **NEW IN 2025** - The notebook will be the only item judged at judging. **Notebooks are due by the end of project judging (8:00 p.m.) on Tuesday, June 9th. You may turn them in to the Extension Office 8 a.m. - 4 p.m.**
- There will be no interview or modeling of your outfit. Fashion Revue is still optional.
- Notebook scores will be kept separate from the Fashion Revue scores. In other words, notebook scores will not reflect modeling scores, and vice-versa. Notebook scores will be based strictly on the contents of the notebook and how well the member has followed the rules and guidelines.
- Fashion Revue is optional.

## Notebook:

- Needs to be a notebook that pages can be added to easily. Notebooks should not be spiral bound pads of paper.
- Outside front cover-4-H member name, county, club and level
- Photo of 4-H member wearing their purchased outfit
- Narrative describing decision making process when purchasing this outfit and accessories, and how they complement your existing wardrobe.
- One page or section outlining each of the five manual activities completed. Information is to include a description of the activity, skills learned, challenges completing the activity and how you worked to overcome each challenge, problem that occurred and how that problem was solved, how this activity will help you later in life and any other information
- Any additional information or documentation such as place of purchase, other vendors explored, how an adult mentor assisted and any other information. Receipts are not required, but if included be sure personally identifiable information such as mailing address, phone number, etc. are altered and not visible.
- The notebook exhibit is not to include prior year(s) information.

## Beginner (Grades 3-5 suggested)

- Complete five activities in the manual and share your results or answers in a notebook. Label each activity.
- With the help from of a parent or mentor, purchase and accessorize an outfit of your choice. Accessories may be purchased or selected from what you currently have.

Intermediate (Grades 6-8 suggested)

- Complete five activities in the manual and share your results or answers in a notebook. Label each activity.
- With the help of a parent or mentor, purchase and accessorize an outfit of your choice. Accessories may be purchased or selected from what you currently have.

Advanced (Grades 9-12 suggested)

- Complete five activities in the manual and share your results or answers in a notebook. Label each activity.
- With the help of a mentor or parent, purchase and accessorize an outfit of your choice. Accessories may be purchased or select from what you currently have.

## CONSUMER CLOTHING - FASHION REVUE

**Superintendent:** Carol Lee - 317-443-3275, Erin Needham - 317-512-1871

**State Fair Entries:** 1 for each level (3 total)

Public Fashion Revue Show: Wednesday, June 10, 2026, 7:00 p.m. - Lewis Creek Baptist Church

### EXHIBIT GUIDELINES:

- All garments and outfits modeled in Consumer Clothing Fashion Revue must have been purchased by the 4-H member modeling that same garment or outfit.
- Consumer Clothing members must have turned in their notebook in order to participate in Fashion Revue judging.
- A 4-H'er has the option of participating in Fashion Revue categories for "Sewing Construction," "Consumer Clothing," "Sewing For Fun" and/or Wearable Art in one year.
- Advanced Division may exhibit in any or all of the wearable exhibit categories.
- Item(s) modeled will be on display at the Shelby County Fair.

Definition of an outfit: An outfit is a garment or garments that when put together make a complete look.

Judges evaluating exhibits should recognize individual differences and creativity, therefore using information in this document as a guide rather than a requirement.

### Beginning—Grades 3-5

### Intermediate—Grades 6-8

### Advanced – Grades 9-12

Manual: 4-H 731

Manual: 4-H 732

Model the garment or outfit purchased for the consumer clothing project. Accessories may be purchased or selected from what you currently have.

Model the garment or outfit purchased for the consumer clothing project. Accessories may be purchased or selected from what you currently have.

Model the garment or outfit purchased for the consumer clothing project. Accessories may be purchased or selected from what you currently have.

# CONSUMER LIVESTOCK

---

## *Not A State Fair Project*

### **GREEN RECORD BOOK COMPLETION REQUIREMENT:**

- Complete a Shelby County Record Sheet.

### **EXHIBIT GUIDELINES:**

- See Poster Guidelines on Page 74 of the Shelby County Handbook
- See Notebook Guidelines on Page 74 of the Shelby County Handbook
- All displays should be no larger than 3' x 3'
- Livestock included is Beef, Dairy, Goat, Lamb, Pork, Poultry and Rabbit
- 4-H'er may exhibit a maximum of four entries (1 entry per species). Your exhibit must be different each year.

### Level A (Grades 3-4)

Choose one:

1. Exhibit an educational poster identifying the wholesale cuts species carcass.
2. Exhibit an educational poster with a diagram of the special carcass.

### Level B (Grades 5-6)

Choose one:

1. Exhibit a file box or notebook of ten favorite recipes you have previously created.
2. Exhibit a poster showing the nutrients found in the body of the selected species.

### Level C (Grades 7-9)

Choose one:

1. Exhibit a poster comparing the cost of various cuts of meat.
2. Exhibit a notebook with a 2-3 page report on factors affecting the cost of meat.
3. Exhibit a notebook with a 2-3 page report on another topic concerned with something that was learned in the project.

### Level D (Grades 10-12)

Choose one:

1. Exhibit a notebook with a 2-3 page report about the production/uses of a by-product to finished commercial product. Include pictures, graphs, etc.
2. Exhibit a file box or notebook of 10 recipes you have previously created. These recipes must be different from the one exhibited in Level B. For one recipe, include a complete meal menu explaining the type of meal or occasion.
3. Exhibit a notebook with a 2-3 page report on another topic of choosing concerned with something that was learned in the project. Include picture, graphs, etc.

# COOKIE DECORATING

---

*Not a State Fair Project*

## **GREEN RECORD BOOK COMPLETION REQUIREMENT**

- Complete a Shelby County Record Sheet

## **EXHIBIT GUIDELINES:**

- All projects must be on a white cake board at least 2 inches wider than the cookie arrangement on all sides.
- Use a sugar cookie/shortbread cookie dough to roll and cut out shapes.
- Cookies should be decorated using royal icing and include at least 2 colors. Cookies will not be judged on taste.
- **All decorating elements must be edible.**
- This project is not eligible to go thru the Foods Auction.

### Junior (Grades 3-5)

Decorate 6 cookies with a theme of the exhibitor's choice.

### Intermediate (Grades 6-8)

Decorate 12 cookies with a theme of the exhibitor's choice.

### Senior (Grades 9-12)

Decorate 18 cookies with a theme of the exhibitor's choice.

# CREATING WITH A MIX

## *Not a State Fair Project*

---

### GREEN RECORD BOOK COMPLETION REQUIREMENT

- Complete a Shelby County Record Sheet.

### EXHIBIT INTRODUCTION:

The project is designed to allow the use of a purchased box mix as one of the ingredients in a recipe. The finished product cannot be the result of making the product from the box instructions. The box mix has to be used with other ingredients to create a new product. You must use two or more added ingredients. 4-H members may create their own recipes or use suggestions from a box mix, cookbook, or other source. To assist you in having recipes to choose for this project, you should start a recipe file or notebook. Add three different mix recipes each year you are in the project. Recipes can be one you created or found in a magazine, newspaper, internet website, or on a box mix.

### Purdue Extension Food Safety Policy (revised 10/2020):

**For Food Competitions:** Fillings, frostings, glazes, and meringues are not permitted to contain cream cheese, sour cream, heavy cream, or whipped cream if they are not fully cooked/baked. These items are allowed as ingredients in food products IF the final product is cooked/baked. Additionally, raw milk, raw milk products or uncooked eggs/egg whites are not permitted. Eggs/egg whites that have been cooked to 160°F (i.e. pasteurized or included as part of a batter and baked) are acceptable. No home-canned fruits, vegetables, or meats are permitted as ingredients in food products.

Fresh-cut, uncooked, fruits and/or vegetables are not permitted to be used in food products or used as garnishes for the product. Foods should be transported to the competition in a way that minimizes contamination and maintains the quality of the food (i.e. foods that are judged as frozen should remain frozen at all times).

Recipes must be provided that identifies all ingredients that were used in each part of the product. Any ingredient that could be a potential allergen must be clearly identified. Each food product must be labeled with the following information:

- Name
- Date the food product was made

Contestants should carefully wash their hands and make sure that their hands do not have any open cuts before preparing foods. If cuts are present, the wound should be bandaged and a single use food service glove worn on the hand during all stages of food production. Contestants should not be preparing food exhibits for competition within 48 hours of recovering from any illness. People experiencing symptoms of vomiting, diarrhea, fever, and/or jaundice should not be allowed to prepare food.

Judges and individuals who will consume products from county and/or state competitions should be informed that they are at risk for foodborne illness since the established policy cannot guarantee that an entry has been properly prepared or handled before, during or following the competition. The food products for competitions are home produced and processed and the production area is not inspected by the Indiana State Department of Health. Tasting of a food product is solely at the discretion of the judge and consumers. Judges are **NOT** to taste any home preserved foods such as low-acid or acidified foods like green beans, tomatoes or tomato products, jams/jellies/fruit preserves or fermented products produced in the home.

## **Instructions for preparing food exhibits for display:**

**All food products must be covered when transporting.**

### **Labeling:**

1. Cover label with clear plastic wrap so that it will not become grease stained.
2. Tape label to the paper plate or container before the product is wrapped

### **Recipe or index cards:**

1. A completed recipe card is required for all food exhibits. Include your name, county, and the grade level. **Underline the two or more ingredients added to create the product. Remove box label that show the original preparation of the food. Attach it to an 8 1/2" x 11" sheet and attach to recipe card or new product (exhibited).** Mix is to be used as the base. 4-H members will not be marked down for creativity or use of several different ingredients.
2. Since it is illegal in the State of Indiana for youth under the age of 21 to purchase or consume alcoholic beverages, 4-H members are to use recipes that do not include an alcoholic beverage as an ingredient. A suitable non-alcoholic or imitation product may be substituted.

How to prepare products for display.

1. Most food products should be displayed on a paper or foam plate.
2. For cakes - cut a piece of cardboard about 1/2 inch larger than the bottom of the cake. Cover this cardboard with wax paper, plastic wrap or foil before putting the cake on it.
3. Any product that may be sticky on the bottom, such as some fancy breads, should be put on round, square, or rectangle cardboard. Cover this cardboard with wax paper, plastic wrap or foil before putting the food product on it.

- Edible Food exhibits will not be returned to the Exhibitor.

### **Exhibit the following:**

**Grade 3:** Exhibit 6 Brownies and recipe card

**Grade 4:** Exhibit 6 Cookie Bars (A cookie recipe baked in a cake pan and then cut into bars) and include recipe card

**Grade 5:** Exhibit 6 Dropped or Pressed Cookies and include recipe card

**Grade 6:** Exhibit 6 Muffins and recipe card

**Grade 7:** Exhibit 6 Biscuits and recipe card

**Grade 8:** Exhibit a Loaf of Quick Bread (e.g., fruit bread) and recipe card

**Grade 9:** Exhibit a Loaf of Yeast Bread and recipe card

**Grade 10:** Exhibit 6 Yeast Rolls (any form but not a sweet roll) and recipe card

**Grade 11:** Exhibit a Sweet Bread Using Yeast (any form-e.g., Sweet Rolls, Tea Ring, Dessert Pizza) and recipe card

**Grade 12:** Exhibit a Cake of Any Kind and recipe card

## **CREATIVE WRITING**

---

This project is listed under the Communications section for sign up. The requirements can be found on Page 63 of this Handbook. The project is due Tuesday, June 9th by 4:00 p.m. to the Shelby County Extension office or by 8:00 p.m. at Project Judging.

# CROPS

## *Not a State Fair Project*

### GREEN RECORD BOOK COMPLETION REQUIREMENT:

- Complete a Shelby County Record Sheet.

### EXHIBIT GUIDELINES:

- Shelby County 4-H members may enroll in any and/or all Crops Projects, including Corn, Hay, Oats, Soybeans, and Wheat. A Champion will be awarded in each category and one Grand Champion for Grain and one Grand Champion for Plant.
- Crops projects will be judged in age categories: Clover, Junior, and Senior.

#### CORN - GRAIN

ALL Age Levels exhibit:

Corn grain displayed in a one (1) quart (glass) container. Corn stalk roots should be washed and show good root systems.

4-H members may enter both corn- (3" x 5"), listing planting grain and corn-stalk date, variety, population categories or you (plants/foot, width of may follow one of the rows), type of soil, other suggested Fair fertilizer, and pesticide/ Exhibits, as outlined in herbicide(s) used **on** your manual.

#### CORN - STALK

ALL Age Levels exhibit:

Five (5) stalks of corn. Corn stalk roots should be washed and show good root systems.

Attach an index card (3" x 5"), listing planting date, variety, population (plants/foot, width of rows), type of soil, fertilizer, and pesticide/herbicide(s) used. **on one stalk. Another stalk must have the parts identified according to the manual.**

#### SOYBEANS -GRAIN

ALL Age Levels exhibit:

Soybeans displayed in a one (1) quart (glass) container.

4-H members may enter both Soybean- Grain and Soybean- Plant categories.

#### SOYBEANS - PLANT

ALL Age Levels exhibit:

Ten (10) stalks of soybeans. Bean stalk roots should be washed and should exhibit a good root system.

Attach an index card (3" x 5"), listing planting date, variety, population (plants/foot, width of rows), type of soil, fertilizer, and pesticide/herbicide(s) used. **On one plant, attach identification labels for parts of a soybean plant.**

#### HAY

ALL Age Levels exhibit:

Ten (10) lbs. (approximately three flakes), baled or loose, of one of the following (labeled):

Alfalfa, Clover, Timothy, Mixed Timothy, and Clover Mixed hay, in general

#### WHEAT

ALL Age Levels exhibit:

Wheat grain displayed in a one (1) quart (glass) container.

#### OATS

ALL Age Levels exhibit:

Oat grain displayed in a one (1) quart (glass) container.



# CUPCAKE DECORATING

---

*Not a State Fair Project*

## GREEN RECORD BOOK COMPLETION REQUIREMENT

- Complete a Shelby County Record Sheet.

### EXHIBIT GUIDELINES:

- All projects must be on a solid display board such as cardboard or wood. All display boards must measure 3 to 4 inches larger than the cupcake display. Boards must be covered.
- Covering your board: All boards must be neatly covered and well taped or otherwise attached underneath. The board must be covered using a grease-resistant sheet such as foil or grease proof paper.
- Icing must be used in your project; however, artificial items may also be used. Cupcakes will not be judged on taste.
- Items that are edible must be attached naturally; artificial items may be attached to your display using glue, wire, etc.
- This project is not eligible to go thru the Foods Auction.

### Beginner - Grades 3-5

- Exhibit 6 individually decorated cupcakes.
- Cupcakes must be displayed in a single layer, on a solid display board.

### Intermediate - Grades 6-8

- Exhibit 12-18 cupcakes, decorated in a theme.
- The theme must be displayed on a card attached to the exhibit. This card is separate from the exhibit card.
- Cupcakes may be decorated individually or as a group, as long as the theme is carried out in your display.
- Your cupcake display area must not exceed a 24" x 24" x 24" display area. No matter your display, your cupcake project must be presented on a solid display board.

### Advanced - Grades 9-12

- Display 18 or more cupcakes, decorated in a theme.
- The theme must be displayed on a card attached to the exhibit. This card is separate from the exhibit card.
- Cupcakes may be decorated individually or as a group, as long as the theme is carried out in your display.
- Your cupcake display area must not exceed 36" x 36" x 36" display area. No matter your display, your cupcake project must be presented on a solid display board.

# DO YOUR OWN THING

## *Not a State Fair Project*

---

### **GREEN RECORD BOOK COMPLETION REQUIREMENT:**

- Complete a Shelby County Record Sheet.

### **EXHIBIT GUIDELINES:**

- The project is designed to Do Your Own Thing. **This project cannot fit into any other category or division of 4-H projects.** If the superintendent determines that it fits into another project area, you will not be allowed to exhibit in Do Your Own Thing.
- See Poster Guidelines on Page 74 of the Shelby County Handbook.
- See Notebook Guidelines on Page 74 of the Shelby County Handbook.

Projects will be judged by the following age divisions: Clover (Grades 3-4), Junior (Grades 5-7), Senior (Grades 8-12 )

A poster, notebook, article, or any other method of exhibit you think attractive and secure. The display shall be no larger than 36 inches by 36 inches.

Suggestions include: Yard improvement, Hobbies, Airplanes, Automotive/Wheels, Theater, Mime, Train Set, In-Depth Study of a Subject, Poetry, Music, Reading/Book Reports, Videos, Small Engines, Dance, etc.

You may not exhibit live animals.

If you exhibit a video, you must provide equipment for the judging.

## **4-H DOG POSTER**

---

**State Fair Project** 1 entry per level

### **GREEN RECORD BOOK COMPLETION REQUIREMENT:**

- Complete a Shelby County Record Sheet.

### **EXHIBIT GUIDELINES:**

- See Poster, Notebook & Display Guidelines on Page 74 of the Shelby County Handbook.
- Artificial Intelligence (AI) may be used, with parent permission, when creating this exhibit and is to be documented as a reference. A majority of the work to create this exhibit is to be the 4-H member's original work.

Judges evaluating exhibits should recognize individual differences and creativity, therefore using information in this document as a guide rather than a requirement.

#### **Beginner-(Grades 3-5 suggested)**

Create an educational poster, notebook or display about any manual activity or on any specie related topic of choice that is age/grade appropriate. Owning or possessing an animal is not required.

#### **Intermediate (Grades 6-8 suggested)**

Create an educational poster, notebook or display about any manual activity or on any specie related topic of choice that is age/grade appropriate. Owning or possessing an animal is not required.

#### **Advanced (Grades 9 -12 suggested)**

Create an educational poster, notebook or display about any manual activity or on any specie related topic of choice that is age/grade appropriate. Owning or possessing an animal is not required.

# ELECTRIC

**State Fair Entries:** 1 entry for Levels 1-4, Level 5 - 1 entry for advanced electric & 1 entry for advanced electronics

## GREEN RECORD BOOK COMPLETION REQUIREMENT:

- Complete a Shelby County Record Sheet.

## EXHIBIT GUIDELINES:

- Artificial Intelligence (AI) may be used, with parent permission, when creating this exhibit and is to be documented as a reference. A majority of the work to create this exhibit is to be the 4-H member's original work.
- Posters are to be 22" x 28" and displayed horizontally and placed in a clear plastic sleeve or covered with clear plastic to protect contents. Display boards should be designed to sit on a table using no more than 36" of tabletop space. Space should be left in the lower right hand corner to place an exhibit tag provided by Purdue Extension staff.
- All posters, notebooks, displays and exhibits must include a reference list indicating where information was obtained, giving credit to the original source. This reference list may include website links, people that helped you, books, magazines, etc. It is recommended that this reference list be attached to the back of a poster or display, be the last page of a notebook, or included as part of the display or exhibit visible to the public. A judge is not to discredit an exhibit for how references are presented.
- Exhibit one article of choice displaying proper wiring techniques, made during the current 4-H program year. It must demonstrate a minimum of five (5) or more of the appropriate level of "Skills to be Attained" items as outlined in the "4-H Electric and Electronic Skills & Knowledge Chart". A completed copy of the "Exhibit Skills & Knowledge Sheet" must accompany the project.
- Youth are encouraged to complete the activities as instructed in the manual or found on the 4-H electric web page (<https://www.extension.purdue.edu/4-H/projects/4-h-project-electric.html>). (These are recommendations for learning and not required for completion of your project.)
- Judges evaluating exhibits should recognize individual differences and creativity, therefore using information in this document as a guide rather than a requirement.

## Level 1 (1st year in Electric)

### Exhibit Suggestions:

- **Circuit board** – 6" by 6" of Series/Parallel Circuit
- **Electromagnet**
- **Galvanometer**
- **Poster board** (22" by 28")
- **Display** (appropriately sized for displayed equipment)
- **Notebook/Report** that covers any topic that is in the National 4-H Electric Curriculum *Electricity Excitement* Book 1 or *Investigating Electricity* Book 2, Purdue Extension website Level 1 activities/project sheets, or from the appropriate level of the Skills & Knowledge Chart. Refer to the Written Report Scorecard, 4-H 824, to determine expected items to be included.

## Level 2 (2nd year in Electric)

### Exhibit Suggestions:

#### Magnetic Powered Shake Flashlight – with optional display

- **Circuit board** – 6" by 6" of Series/Parallel Circuit (with modifications if exhibited in Level 1)
- **Electromagnet**
- **Galvanometer**
- **Electric Motor**
- **Poster board** (22" by 28")
- **Display** (appropriately sized for displayed equipment)
- **Notebook/Report** that covers any topic that is in the National 4-H Electric Curriculum *Electricity Excitement* Book 1 or *Investigating Electricity* Book 2, Purdue Extension website Level 2 activities/project sheets, or from the appropriate level of the Skills & Knowledge Chart. Refer to the Written Report Scorecard, 4-H 824, to determine expected items to be included.

### Level 3 (3rd year in Electric)

#### Exhibit Suggestions:

- **Wiring Project** – (ie. extension cord, trouble light, wire sizes and uses, plug configurations, test equipment, replace cord/cord end on a tool or piece of equipment, etc.)
- **Electrical tool and supply kit**
- **Poster board** (22" by 28")
- **Display** (appropriately sized for displayed equipment)
- **Notebook/Report** that covers any topic that is in the National 4-H Electric Curriculum *Wired for Power* Book 3, Purdue Extension website Level 3 activities/project sheets, or from the appropriate level of the Skills & Knowledge Chart. Refer to the Written Report Scorecard, 4-H 824, to determine expected items to be included.

### Level 4 (4th year in Electric)

#### Exhibit Suggestions:

- **Wiring** – Wire a lamp. The lamp can be a re-wired lamp or one that is built new.
- **Electrical tool and supply kit**
- **Poster board** (22" by 28")
- **Display** (appropriately sized for displayed equipment)
- **Notebook/Report** that covers any topic that is in the National 4-H Electric Curriculum *Wired for Power* Book 3, Purdue Extension website Level 4 activities/project sheets, or from the appropriate level of the Skills & Knowledge Chart. Refer to the Written Report Scorecard, 4-H 824, to determine expected items to be included.

### Level 5 (5th year or more in Electric)

#### Exhibit Suggestions:

- **Equipment Wiring** – including but not limited to: parts identification, appliance repair, lamps and other lighting, equipment wiring, control system, security system, topic that covers safety, motors/generators, electric heating, heat pumps, AC, water heaters, and other electric equipment.
- **Home Wiring** – included by not limited to any circuits found in the wiring of a house or "barn", service entrance, switching, receptacles, generator transfer circuit, safety, electrical math, and others.
- **Electronic Equipment** – Any project or kit containing transistors or integrated circuits or vacuum tubes such as radio, TV, computer, robot, cell phone, and others.
- **Poster board** (22" by 28")
- **Display** (appropriately sized for displayed equipment)
- **Notebook/Report** that covers any topic that is in the National 4-H Electric Curriculum *Entering Electronics*, Purdue Extension website Level 5 activities/project sheets, or from the appropriate level of the Skills & Knowledge Chart. Refer to the Written Report Scorecard, 4-H 824, to determine expected items to be included.
- **Video Presentation** Create a video showing the work accomplished and skills learned. This video should include the same type of information as required in written notebook listed above. This video is to be no more than ten minutes in length and formatted as MP4 and submitted on a thumb drive. This video can also be uploaded to a YouTube account with the video being made public and the link submitted for evaluation.

# ENTOMOLOGY

**State Fair Entries:** 1 Collection and 1 Poster from each level

## GREEN RECORD BOOK COMPLETION REQUIREMENT:

- Complete a Shelby County Record Sheet.

## EDUCATIONAL EXHIBIT GUIDELINES:

- Artificial Intelligence (AI) may be used, with parent permission, when creating this exhibit and is to be documented as a reference. A majority of the work to create this exhibit is to be the 4-H member's original work.
- See Poster, Notebook & Display Board Guidelines on Page 74 of the Shelby County Handbook.
- Posters are to be 22" x 28" and displayed horizontally and placed in a clear plastic sleeve or covered with clear plastic to protect contents. Display boards should be designed to sit on a table using no more than 36" of tabletop space. Space should be left in the lower right hand corner to place an exhibit tag provided by Purdue Extension staff.

Judges evaluating exhibits should recognize individual differences and creativity, therefore using information in this document as a guide rather than a requirement.

## COLLECTION EXHIBIT GUIDELINES:

Specimens may be displayed in a collection box no larger than 24" x 18" x 3", displayed horizontally.

- Entomology kits and other resources are available at the Extension Office.
- Title as Insect Collection, year in Entomology
- Display—mounted insects are to have been legally and personally collected in the United States and displayed in an 18" x 24" collection box displayed horizontally. Collections including multiple boxes are to be numbered 1 of 3, etc. ID 401 A-F cards (for grades 3-8) and 401-I cards (for grades 9-12) are to be placed inside the display box in an attractive manner.
- Identification—Collection display boxes are expected to contain the specified number of insects, families, and orders specified (see chart). All insects must be in the adult stage and be properly mounted on insect pins or be contained in vials as directed.
- Pin Labels—Each pin or vial must contain two labels:
  - Top label is to include collection date, location, and collector name.
  - Bottom label is to include common name and other optional identification data.
- Box Labels—Box labels (computer generated or neatly printed) are used for orders and families as required (see chart) and are to be placed flat against the bottom of the box. Insects must be properly grouped directly under the correct order and family label. For example, all insects belonging to a particular order must be placed under that order label. Orders to be used are listed in the reference book ID-401. If family level identification is required, the insects should be further grouped together under the correct family label.
- Educational box - One additional (educational box), based on the specific theme (see chart), is required for grades 9-12, in addition to the insect collection boxes. This box can be created in any manner chosen (without the mounting, pinning or identifying restrictions specified above).

Judges evaluating collection exhibits should judge based on educational content, scientific accuracy, eye appeal and creativity.

## All ages and levels:

- Display an educational exhibit
- **AND/OR**  
The appropriate insect display option

RESOURCE: INSECTS, "HOW TO STUDY, COLLECT, PRESERVE & IDENTIFY INSECTS", "HOW TO MAKE AN AWESOME INSECT COLLECTION" (BOTH ARE AVAILABLE FOR PURCHASE AT THE EXTENSION OFFICE.)

## Monarch Butterfly Statement:

**Q:** Many have noticed the decrease in number of Monarch butterflies both in Indiana and throughout the country and wonder if and how Entomology at Purdue is responding. Are 4-H and youth still required to catch these endangered insects for their collection boxes?

**A:** Monarch butterflies are now officially on the threatened species list. While we know that collecting Monarch butterflies for 4-H collections or displays does not constitute a significant risk to their population when compared to the effects of climate change, pesticide contamination and habitat loss, capitalizing on this opportunity to discuss their decline is an excellent way to bring public focus to this important issue. We want our youth (and all IN citizens) to recognize the Monarch butterfly, understand its biology and be empathetic to its conservation.

Therefore, we have instituted the following update to our youth and 4-H Entomology programs. Effective immediately, we no longer encourage students to 'collect' Monarch butterflies for exhibits, displays or 4-H insect collections. But, rather than simply removing the Monarch butterfly from the list of 150 insects that 4-H students are to recognize, we want to highlight it so that students really do learn to recognize them and understand their peril. After all, the more we are familiar with this species, the more apt we will be to assist and support the conservation of this iconic species.

Link to a recent article from our Department pertaining to Monarch butterflies (<https://www.purduelandscapereport.org/article/where-have-all-the-monarch-butterflies-gone/>)

## Spotted Lanternfly Statement

**Q:** Are there any new changes to rules or directions for the 4-H or FFA youth projects or competitions that students and coaches should look for?

**A:** To keep the youth Career Development (CDE judging) and 4-H collection projects current, it is important to occasionally add new insects to the list. Due to the invasion of a serious new insect pest throughout the Midwest called the Spotted Lanternfly, we have added it to the list of insects found in the "How to Make an Awesome Insect Collection and (ID-401) and Who Let the Bugs Out (ID-402) extension resources. Please be aware that students are now expected to identify and understand its biology and behavior as well as its potential impact in Agriculture.

Indiana 4-H Youth Development partners with Purdue University academic departments to develop 4-H project guidelines. The Monarch butterfly and Spotted Lanternfly statements are provided by Dr. Timothy J. Gibb, Department of Entomology.

For Beginner and Intermediate Levels—create a collection based on the year in Entomology or an educational exhibit. For Advanced Level - Insect collections are to also include an education box, for a total of four boxes. Advanced level youth may instead create an independent study topic of choice.

Beginner-1st year	Beginner-2nd year	Beginner-3rd year	Intermediate-4th year
<ul style="list-style-type: none"> <li>10 insects, identified and pinned on cards (ID 401A)</li> <li>Maximum number of collection boxes (1)*</li> </ul>	<ul style="list-style-type: none"> <li>20 insects, mounted (pins or vials). Identify all insects by common name and identify five (5) to order. Include card ID 401B.</li> <li>Maximum number of collection boxes (1)*</li> </ul>	<ul style="list-style-type: none"> <li>30 insects, mounted (pins or vials). Identify all insects by common name and identify 15 to order. Include ID 401C.</li> <li>Maximum number of collection boxes (1)*</li> </ul>	<ul style="list-style-type: none"> <li>40 insects, exhibit a minimum of 6 orders, mounted (pins or vials). Identify all insects by common name and order. Include ID 401D</li> <li>Maximum number of collection boxes (2)*</li> </ul>

Intermediate-5th year	Intermediate-6th year	Advanced-7th year	Advanced- 8th year
<ul style="list-style-type: none"> <li>50 insects, exhibit a minimum of 8 orders, mounted (pins or vials). Identify all insects by common name and order. Identify ten (10) to family. Include card ID 401E.</li> <li>Maximum number of collection boxes (2)*</li> </ul>	<ul style="list-style-type: none"> <li>60 insects, exhibit a minimum of 10 orders, mounted (pins or vials). Identify all insects by common name and order. Identify 30 to family. Include card ID 401F</li> <li>Maximum number of collection boxes (2)*</li> </ul>	<ul style="list-style-type: none"> <li>70 insects, exhibit a minimum of 12 orders, mounted (pins or vials). Identify all insects by common name, order and family.</li> <li>Maximum number of collection boxes (3)*</li> <li>Include card ID401I</li> <li>1 Educational Box theme-insect behavior.</li> </ul>	<ul style="list-style-type: none"> <li>80 insects, exhibit a minimum of 14 orders, mounted (pins or vials). Identify all insects by common name, order and family.</li> <li>Maximum number of collection boxes (3)*</li> <li>Include card ID401I</li> <li>1 Educational box Theme - insect pest management</li> </ul>

ID Card 401I for grades 9-12 is to be placed in the first collection box only .

\*The Number indicates the maximum number of insect boxes that may be used for the insect collection. Educational boxes are in addition to the insect boxes.

Advanced-9th year	Advanced -10th year
<ul style="list-style-type: none"> <li>90 insects, exhibit a minimum of 16 orders, mounted (pins or vials). Identify all insects by common name, order and family</li> <li>Maximum number of collection boxes (3)*</li> <li>Include card ID401I</li> <li>1 Educational box Theme- Insects in the environment</li> </ul>	<ul style="list-style-type: none"> <li>100 insects, exhibit a minimum of 18 orders, mounted (pins or vials). Identify all insects by common name, order and family..</li> <li>Maximum number of collection boxes (3)*</li> <li>Include card ID401I</li> <li>1 Educational box theme - benefits of insects</li> </ul>

# FAMILY PROJECT

*Not a State Fair Project*

## GREEN RECORD BOOK COMPLETION REQUIREMENT:

Complete a Shelby County Record Sheet in each enrolled family member's Green Record Book.

## EXHIBIT GUIDELINES:

The Family Project is designed to encourage families to work together. The family should select one project (important to the total family) to work on together during the year and then display at the Fair. All 4-H members in the family will receive credit and a ribbon for the project. One premium will be paid per family.

You may choose from among the examples of projects listed in the Project Manual, or select your own project. The display might be in the form of a notebook, a poster, a sample of what the family did, pictures of the family doing the project, a story, or any other way of showing the project. The display should include all the family names.

# FLORICULTURE

**State Fair Entries:** 2 floral exhibits per level and 1 educational exhibit per level

## GREEN RECORD BOOK COMPLETION REQUIREMENT:

- Complete a Shelby County Record Sheet.

## EXHIBIT GUIDELINES:

- Artificial Intelligence (AI) may be used, with parent permission, when creating this exhibit and is to be documented as a reference. A majority of the work to create this exhibit is to be the 4-H member's original work.
- See Poster Guidelines on Page 74 of the Shelby County Handbook.
- See Notebook Guidelines on Page 74.
- Floral arrangements can be constructed using fresh flowers and greenery grown yourself or purchased, flowers and greenery dried yourself or purchased, or artificial flowers or greenery.

Judges evaluating exhibits should recognize individual differences and creativity therefore using information in this document as a guide rather than a requirement.

## Level A (Grades 3 & 4 suggested)

Exhibit one of the following:

### Floral Option:

- Create a simple bud vase (1-3 stems of main flower plus appropriate filler and/or greenery) or simple round arrangement (small, compact round cluster of flowers plus appropriate filler and/or greenery).

### Educational Display Option - Create a poster, notebook or display about one of the following:

- Chronicle your work in your flower garden (planning, planting, care, harvest, arrangement made with your flowers)
- Describe how you planned or designed your garden, including how you chose the kinds of flowers.
- Explain how you harvested your flowers, cared for them, and used them in an arrangement.
- Explore and explain: pollination -what it is, why important, different ways it occurs or transplanting -what, how, things to watch out for; or role of insects with flowers (good, bad or both).
- Explore and explain seed germination.
- Explore and explain how to care for a "sick" plant.
- Report on interview with a floriculture professional (what do they do, types of jobs, type of training, hours worked, etc.).
- Describe an experiment you did and the results.
- Describe a community service project you did related to your flowers project.
- Another similar activity.



## **Level B (Grades 5 & 6 suggested)**

Exhibit one of the following:

### **Floral Option**

Create a mixed planter that includes 3 or more kinds of plants, make an item from dried plants, or display a house plant (flowering or non-flowering) you've grown.

**Educational Display Option** - Create a poster, notebook or display about one of the following:

1. Report how you harvested your flowers and/or herbs, cared for them, dried them, and used them.
2. Explore and explain: insects and your flowers and/or herbs.
3. Explore and explain: starting seeds indoors - the process and pros and cons.
4. Explore and explain: perennials - what are they, how are they used, benefits or drawbacks.
5. Investigate and describe: a butterfly garden- what types of plants, benefits to insects and butterflies, etc.
6. Describe how you planned or designed your garden, including how you chose the kinds of plants, any problems, successes.
7. Describe your houseplant - how you cared for, transplanted to larger pot, any problems, successes.
8. Explore and explain: plant biology - form and function, growth, photosynthesis, etc.
9. Explore and explain: how to grow plants indoors - things to consider, common problems and solutions.
10. Explore and explain: environmental effects related to plants (such as light, water, soil, or temperature).
11. Describe an experiment you did and the results.
12. Explore and explain topics from "Imagine That" - plants around the world, information about different cultural uses of plants, different ways you used your plants/herbs/flowers.
13. Another similar activity.

## **Level C (Grades 7, 8, & 9 suggested)**

Exhibit one of the following:

### **Floral Option**

Create a terrarium, combination or European planter (3 or more kinds of plants), corsage, boutonniere, or specialty arrangement in a container (using dried flowers, roses, or lilies as the primary content).

**Educational Display Option** - Create a poster, notebook or display about one of the following:

1. Explore and explain: vegetative propagation - how to, different types, problems and solution, different uses of.
2. Explore and explain: plant nutrients - what are they, why does the plant need them, what happens if the plant has too much or too little, plants or containers vs. garden.
3. Investigate the design of multiple plant containers - how to, things to consider, selecting plant materials, uses of.
4. Describe how you created your corsage or boutonnieres; or dried arrangement. Be sure to include appropriate information on design principles and how they are used to create your arrangement.
5. Explore and explain: floral tools and materials (how to use, what they are, care of tools, different uses of a tool or material).
6. Explore and explain: preserving cut flowers - how, problems, uses of and/or diseases related to cut flowers.
7. Illustrate, explore and explain how you dry flowers or other plant materials and/or describe different methods and/or how, why use them.
8. Explore and explain: medicinal uses and toxicity of fresh and dried flowers and plants
9. Describe an experiment you did and the results.
10. Describe a career exploration activity you did, such as job shadow, interview with a professional.
11. Describe a community service activity you did related to your flowers project - what you did, why, results, etc.
12. Another similar activity

### **Level D (Grade 10, 11 & 12 suggested)**

Exhibit one of the following:

#### **Floral Option**

Create a seasonal arrangement, modern or contemporary arrangement, bridal bouquet, special occasion centerpiece, or plant you have propagated and grown yourself.

**Poster or Notebook Exhibits** - choose any one (1) of the following topics:

1. Describe how you created your arrangement, include information on the design principles utilized.
2. Explore and explain how you utilize different flowers to make a similar style arrangement for different seasons (tulips in spring, mums in fall, etc.) or how to utilize similar flowers to make different styles of arrangements.
3. Explore and explain: the cost of arrangement and/or a cost comparison with flowers (different types of flowers, different time year, etc.).
4. Explore and explain: forcing flowers (bulbs, branches, etc.).
5. Explore and explain: marketing in the floral industry (large or small business) and/or a market survey and results, and how they can benefit the floral industry.
6. Explore and explain: how to start a business related to the floral industry and may include a business plan.
7. Explore and explain: the origins of flowers and/or the floriculture industry around the world
8. Explore and explain: tissue culture, biotechnology, or traditional breeding of new flower. types - what are they, how are they used, pros and cons.
9. Explore and explain: be a plant detective - what kinds of problems might you have in growing and caring for flowers, and how to solve.
10. Describe an experiment you did and the results.
11. Describe a community service activity you did related to your flowers project: how, why, results.
12. Another similar activity.

# FOODS, BAKED

---

**State Fair Entries:** Level A - 2 entries  
Level B - 2 entries  
Level C - 3 entries  
Level D - 3 entries

## GREEN RECORD BOOK COMPLETION REQUIREMENT:

- Complete a Shelby County Record Sheet.
- Artificial Intelligence (AI) may be used, with parent permission, when creating this exhibit and is to be documented as a reference. A majority of the work to create this exhibit is to be the 4-H member's original work.

## Exhibit Introduction

### Purdue Extension Food Safety Policy (revised 10/2022):

**For Food Competitions:** Fillings, frostings, glazes, and meringues are not permitted to contain cream cheese, sour cream, heavy cream, or whipped cream if they are not fully cooked/baked. These items are allowed as ingredients in food products IF the final product is cooked/baked. Additionally, raw milk, raw milk products or uncooked eggs/egg whites are not permitted. Eggs/egg whites that have been cooked to 160°F (i.e. pasteurized or included as part of a batter and baked) are acceptable. No home- canned fruits, vegetables, or meats are permitted as ingredients in food products.

Fresh-cut, uncooked fruits and/or vegetables are not permitted to be used in food products or used as garnishes for the product. Foods should be transported to the competition in a way that minimizes contamination and maintains the quality of the food (i.e. foods that are judged as frozen should remain frozen at all times).

Recipes must be provided that identifies all ingredients that were used in each part of the product. Any ingredient that could be a potential allergen must be clearly identified. Potential food allergens include, but are not limited to, milk, eggs, peanuts, tree nuts, fish crustacean shellfish, wheat, soy and sesame. Each food product must be labeled with the following information:

- Name
- Date the food product was made

Contestants should carefully wash their hands and make sure that their hands do not have any open cuts before preparing foods. If cuts are present, the wound should be bandaged and a single use food service glove worn on the hand during all stages of food production. Contestants should not be preparing food exhibits for competition within 48 hours of recovering from any illness. People experiencing symptoms of vomiting, diarrhea, fever, and/or jaundice should not be allowed to prepare food.

Judges and individuals who will consume products from county and/or state competitions should be informed that they are at risk for foodborne illness since the established policy cannot guarantee that an entry has been properly prepared or handled before, during or following the competition. The food products for competitions are home produced and processed and the production area is not inspected by the Indiana Department of Health. Tasting of a food product is solely at the discretion of the judge and consumers. Judges are **NOT** to taste any home preserved foods such as low-acid or acidified foods like green beans, tomatoes or tomato products, jams/jellies/fruit preserves or fermented products produced in the home.

Baked food products may be from a boxed mix following the instructions, a boxed mix with added ingredients, or ingredients combined from scratch.

## Instructions for preparing food exhibits for display:

## **All food products must be covered when transporting.**

### **Labeling:**

1. Youth are to place their name, county and club on the bottom side of their plate, pan or other container and the official entry tag provided will be placed with the exhibit.

### **Recipe or index cards:**

1. A completed recipe card is to be submitted with each exhibit. Be sure to include the recipe source and all the information requested in the exhibit description, as well as your name, county, and the grade level/exhibit option. Laminating, wrapping the recipe card in plastic, or placing it in a clear bag is optional. Recipe cards are for judging purposes only and will not be returned from the State Fair.
2. Since it is illegal in the State of Indiana for youth under the age of 21 to purchase or consume alcoholic beverages, 4-H members are to use recipes that do not include an alcoholic beverage as an ingredient. A suitable non-alcoholic or imitation product may be substituted.

### **How to prepare products for display.**

1. Most food products should be displayed on a paper or foam plate or another type of disposable container.
2. Cakes and sticky items may be displayed on a cardboard strong enough to support the item and covered in foil, plastic, wax paper, or similar substance.
3. Pies, casseroles and other similar items are to be baked in a disposable pan. Containers or pans will NOT be returned from the Indiana State Fair.

- Edible Food exhibits will not be returned to the Exhibitor.

At the State Fair, perishable baked exhibits for state fair competition will not be displayed and instead will be donated to a central Indiana homeless shelter.

Judges evaluating exhibits should recognize individual differences and creativity, therefore using information in this document as a guide rather than a requirement.

Choose one or more of the preserved products below, or a similar baked product of choice. It is suggested a participant choose a different option each year, but this is not a requirement. Exhibits entered at state fair will be donated to local homeless shelters after being judged and not displayed.

### **Level A, (Grades 3 & 4 suggested)**

- A package of 3 baked or unbaked, snack-sized (approximately 2"-3" individual size) frozen cookies. Display in freezer bag or freezer container. (NOTE: Freezer containers will not be returned.) Include index card with recipe and instructions for defrosting or baking. Label with name of product, quantity and date frozen.
- One package of frozen berries. Display in freezer bag or freezer container. (NOTE: Freezer containers will not be returned.) Include index card with recipe and instructions for defrosting or baking. Label with name of product, quantity and date frozen.
- One package of dehydrated fruit or vegetable. Display in an appropriate bag or container. Include index card with recipe and instructions for cooking or defrosting. Label with name of product, quantity, and date dehydrated.
- An educational poster, notebook or display about a food or nutrition topic of choice that is age/grade appropriate.
- Any other similar preserved item.

### **Level B, (Grades 5 & 6 suggested)**

- A single layer cake without frosting.
- A single layer reduced-fat cake without frosting. Reduce the amount of fat in the recipe by using a fruit puree or baby food fruit product that does not contain yogurt.
- A standard loaf-sized quick bread.
- A standard loaf-sized quick bread containing an ingredient that is a source of Vitamin A or C.
- A coffee-cake.
- A coffee-cake containing an ingredient that is a source of Vitamin A or C.
- Three biscuits or scones that are plain, sweet or savory.
- Three biscuits or scones that are plain, sweet or savory using a whole grain flour mixture.

- Three biscuits or scones that are plain, sweet or savory containing an ingredient that is a source of Vitamin A or C.
- Three no-yeast, any shape pretzels (shaped, stick or nugget).
- Three no-yeast, any shape pretzel with a whole grain flour mixture (shaped, stick or nugget).
- Three no-yeast breadsticks.
- Three no-yeast cinnamon rolls or other flavored roll without icing or glaze.
- A no yeast sweet bread without icing or glaze.
- An educational poster, notebook or display about a food or nutrition topic of choice that is age/grade appropriate.
- Any other similar baked item.

### **Level C, (Grades 7, 8, 9 suggested)**

- Three yeast bread sticks or yeast rolls (any shape, medium size-not a sweet roll)
- Three (3) yeast bread sticks or yeast rolls (any shape, medium size-not a sweet roll) using a whole grain flour mixture. Participants are expected to learn how to knead bread dough by hand and allow it to rise appropriately. It is NOT acceptable to use a home bread maker.
- A yeast bread loaf or braid. Participants are expected to learn how to knead bread dough by hand and allow it to rise appropriately. It is NOT acceptable to use a home bread maker.
- A yeast bread (can be loaf, braid) using a whole grain flour mixture such as whole wheat, rye, oat bran, etc. Participants are expected to learn how to knead bread dough by hand and allow it to rise appropriately. It is NOT acceptable to use a home bread maker.
- Homemade pizza using a yeast dough. Judges are not expecting this item to be presented hot out of the oven.
- One package of an invented health snack (such as a granola bar, popcorn snack, trail mix, etc.). Your snack must include at least 2 food groups from MyPlate. Exhibit must include your snack product and a separate folder containing a marketing plan with product name, recipe, how it will be packaged, a package design, where it will be sold and suggested selling price. Style your snack for a photo shoot and include the picture in your marketing plan. Label should include product name, date, quantity, and serving size.
- Prepare an entrée casserole that meets three MyPlate requirements for a meal. Use care when transporting to prevent spoilage. Judges are not expecting this casserole to be presented hot out of the oven.
- An educational poster, notebook or display about a food or nutrition topic of choice that is age/grade appropriate.
- Any similar baked item.

### **Level D, (Grades 10, 11, 12 suggested)**

#### **BAKED PRODUCT OPTIONS:**

- A single or double crust baked fruit pie (no graham cracker crust). (Note: Custards, cream, cream cheese frosting and fillings, and raw egg white frosting are not acceptable in an exhibit because they are highly perishable when left at room temperatures.)
- A baked food product for a catered meal or special event in which organizers have requested low fat and/or reduced sugar items. Exhibit will include your food product and a notebook outlining how this product is to be used at the event, menu, supplies to buy, preparation schedule, equipment, table layout, etc. A table display is optional.
- Select a condition in which people have to specifically modify their eating habits (diabetes, heart disease, Celiac disease, food allergies, etc.) Prepare a baked food product appropriate for someone with this condition. Exhibit will include your food product and a notebook summarizing the condition or allergy, nutrition considerations involved with the condition, a description of your baked item, and an explanation of how it fits within the nutrition consideration. Make sure to note any ingredients that could cause an allergic reaction.
- Prepare an entrée casserole that meets four My Plate requirements for a meal. Use case

when transporting to prevent spoilage. Judges are not expecting this casserole to be presented hot out of the oven.

- An international or ethnic food of choice. This may be a cold or hot product. Use care when transporting to prevent spoilage. Judges are not expecting this product to be presented hot out of the oven.
- A specialty pastry.
- Create a baking mix and provide a sample of the baked product. Include an index card with instructions, wet ingredients needed, and baking instructions.
- An educational poster, notebook or display about a food or nutrition topic of choice that is age/grade appropriate.
- Any other similar baked item.

## **FOOD AUCTION - Saturday, June 13, 2026 at 5:00 p.m.**

---

### **AUCTION GUIDELINES:**

- 4-H exhibits in Creating With A Mix, Foods and/or Microwave project(s) which are not posters or displays, will have a small portion cut for judging and exhibit purposes. Food Preservation projects will not be sold.
- Food items can remain in the dish that it was cooked in. i.e., fruit crisp, cake, pie.
- The remaining portion of all edible exhibits will be sold at the 4-H Food Auction at 5:00 p.m. on the day of judging.
- Families of 4-H Foods, Creating With A Mix, or Microwave Exhibitor earning a Champion will be contacted before the Food Auction, if possible.
- For all Baked Foods entries, Creating With a Mix, or Microwave Food entries where the 4-H'er is present to auction the item, one-half of the proceeds will be donated to the Shelby County Advisory Council and the other half of the proceeds will go to the 4-H member. This money will be available at project pick up. If it is not picked up then, the money will be forfeited and returned to the 4-H Advisory Council.
- If a 4-H'er has entries in more than one of the Foods, Creating With A Mix and Microwave Foods, the proceeds from the highest amount received will be split with the 4-H'er. Proceeds from the auction benefit Shelby County 4-H programs and activities throughout the year.
- 4-H'ers must sign up before the end of Foods Judging. There will be sign-up sheets located at the entrance to judging. Any 4-H'er who earns a Champion or greater who is not signed up to auction their item will be contacted before the Food Auction if possible.
- Any food item deemed unsafe by the Foods Superintendent, Building Superintendent, or 4-H Youth Educator will not be allowed to sell.

# FOODS, PRESERVED

---

**State Fair Entries:** Level A - 2 entries  
Level B - 2 entries  
Level C - 3 entries  
Level D - 3 entries

## **GREEN RECORD BOOK COMPLETION REQUIREMENT:**

- Complete a Shelby County Record Sheet.
- Artificial Intelligence (AI) may be used, with parent permission, when creating this exhibit and is to be documented as a reference. A majority of the work to create this exhibit is to be the 4-H member's original work.

## **Exhibit Introduction**

### **Purdue Extension Food Safety Policy (revised 10/2022):**

**For Food Competitions:** Fillings, frostings, glazes, and meringues are not permitted to contain cream cheese, sour cream, heavy cream, or whipped cream if they are not fully cooked/baked. These items are allowed as ingredients in food products IF the final product is cooked/baked. Additionally, raw milk, raw milk products or uncooked eggs/egg whites are not permitted. Eggs/egg whites that have been cooked to 160°F (i.e. pasteurized or included as part of a batter and baked) are acceptable. No home-canned fruits, vegetables, or meats are permitted as ingredients in food products.

Foods should be transported to the competition in a way that minimizes contamination and maintains the quality of the food (i.e. foods that are judged as frozen should remain frozen at all times).

Recipes must be provided that identifies all ingredients that were used in each part of the product. Any ingredient that could be a potential allergen must be clearly identified. Potential food allergens include, but are not limited to, milk, eggs, peanuts, tree nuts, fish crustacean shellfish, wheat, soy and sesame. Each food product must be labeled with the following information:

- Name
- Date the food product was made

Contestants should carefully wash their hands and make sure that their hands do not have any open cuts before preparing foods. If cuts are present, the wound should be bandaged and a single use food service glove worn on the hand during all stages of food production. Contestants should not be preparing food exhibits for competition within 48 hours of recovering from any illness. People experiencing symptoms of vomiting, diarrhea, fever, and/or jaundice should not be allowed to prepare food.

Judges and individuals who will consume products from county and/or state competitions should be informed that they are at risk for foodborne illness since the established policy cannot guarantee that an entry has been properly prepared or handled before, during or following the competition. The food products for competitions are home produced and processed and the production area is not inspected by the Indiana Department of Health. Tasting of a food product is solely at the discretion of the judge and consumers. Judges are **NOT** to taste any home preserved foods such as low-acid or acidified foods like green beans, tomatoes or tomato products, jams/jellies/fruit preserves or fermented products produced in the home.

## **Instructions for preparing food exhibits for display:**

### **All food products must be covered when transporting.**

**Recipe or index cards:**

1. A completed recipe card is to be submitted with each exhibit. Be sure to include the recipe source and all the information requested in the exhibit description, as well as your name, county and the grade level/exhibit option. Laminating, wrapping the recipe card in plastic, or placing it in a clear bag is optional. Recipe cards will not be returned to the exhibitor from the State Fair.
2. Since it is illegal in the State of Indiana for youth under the age of 21 to purchase or consume alcoholic beverages, 4-H members are to use recipes that do not include an alcoholic beverage as an ingredient. A suitable non-alcoholic or imitation product may be substituted.

**Food preservation jars/containers:**

1. Preserved food products should be displayed in an appropriate container, preferably disposable.
2. Containers will NOT be returned from the Indiana State Fair.

Judges evaluating exhibits should recognize individual differences and creativity, therefore using information in this document as a guide rather than a requirement.

Frozen exhibits entered for state fair competition will not be displayed and instead will be donated to a central Indiana homeless shelter. Home-canned exhibits will be displayed but will be disposed at the state fair's conclusion.

Choose one or more of the preserved products below, or a similar baked product of choice. It is suggested a participant choose a different option each year, but this is not a requirement. Exhibits entered at state fair will be donated to local homeless shelters after being judged and not displayed.

**Level A, (Grades 3 & 4 suggested)**

- A package of 3 baked or unbaked, snack-sized (approximately 2"-3" individual size) frozen cookies. Display in freezer bag or freezer container. (NOTE: Freezer containers will not be returned.) Include index card with recipe and instructions for defrosting or baking. Label with name of product, quantity and date frozen.
- One package of frozen berries. Display in freezer bag or freezer container. (NOTE: Freezer containers will not be returned.) Include index card with recipe and instructions for defrosting or baking. Label with name of product, quantity and date frozen.
- One package of dehydrated fruit or vegetable. Display in an appropriate bag or container. Include index card with recipe and instructions for cooking or defrosting. Label with name of product, quantity, and date dehydrated.
- An educational poster, notebook or display about a food or nutrition topic of choice that is age/grade appropriate.
- Any other similar preserved item.

**Level B, Grades 5 & 6 suggested)**

- One uncooked frozen mini-pizza using whole-grain pita bread, english muffin, bagel or already prepared crust (no larger than 7" in diameter) with toppings of your choice. Include at least 4 MyPlate food groups on your pizza. Meat toppings such as hamburger, sausage, bacon, etc. must be cooked. Display on covered cardboard inside freezer bag. Include index card with recipe and instructions for cooking. Label with name of product, quantity and date frozen.
- One package of any frozen vegetable or combination vegetables. Display in freezer bag or freezer container. (NOTE: Freezer containers will not be returned.) Include index card with instructions for defrosting and cooking. Label with name of product, quantity, and date frozen.
- One container of frozen fruit or vegetable juice. Include index card with instructions for defrosting and cooking. Label with name of product, quantity, and date frozen.
- One container of frozen soup. Include index card with recipe and instructions for defrosting and cooking. Label with name of product, quantity and date frozen.
- A frozen ready-to-eat breakfast sandwich, burrito or similar item. Display on covered cardboard inside freezer bag. Include index card with recipe and instructions for cooking. Label with name of product, quantity, and date frozen.



- An educational poster, notebook or display about a food or nutrition topic of choice that is age/grade appropriate.
- Any other similar preserved item.

#### **Level C, (Grade 7, 8, 9 suggested)**

- One (1) container of freezer jam. Include index card with recipe and instructions for storing. Label with name of product, quantity, and date frozen.
- One jar of a canned tomato product using the Hot Pack Method for a boiling water bath canner, such as tomato juice, catsup, barbecue sauce, or salsa. Include index card with recipe and instructions for cooking or using the product. Label with name of product, quantity, and date canned. Canned products must have the ring on the jar top to protect the seal. Note: Only food preservation products made using USDA approved recipes and techniques are acceptable.
- One jar of a canned pickled product or canned pickles. Include index card with recipe, processing and storage instructions. (Products using a fancy pack are not accepted.) Label with name of product, quantity, and date canned. Canned products must have the ring on the jar top to protect the seal. Note: Only food preservation products made using USDA approved recipes and techniques are acceptable.
- Frozen yeast dough (bread loaf, roll balls, sticks, pizza, etc.). Include index card with recipe and instructions for defrosting and cooking. Label with name of product, quantity and date frozen.
- An educational poster, notebook or display about a food or nutrition topic of choice that is age/grade appropriate.
- Any similar preserved item.

#### **Level D, (Grades 10, 11, 12)**

- One jar of pressure canned vegetables, meat or combination product, such as soup, stew, spaghetti sauce with meat, etc. Include index card with recipe and instructions for cooking or using the product. (Products using a fancy pack are not accepted.) Label with name of product, quantity, and date canned. Canned products must have the ring on the jar top to protect the seal. Note: Only food preservation products made using USDA approved recipes and techniques are acceptable.
- One package of a combination food frozen entrée in freezer container. The combination food should contain 3 food groups from MyPlate. Exhibit should include an index card with recipe and instructions for reheating. Display in disposable containers. No containers will be returned. Label with name of product, quantity, and date frozen.
- A jar of cooked jam or a reduced-sugar fruit spread. Include recipe card. Label with name of product, quantity, and date made. Note: Only food preservation products made using USDA approved recipes and techniques are acceptable.
- One Container of a thaw and eat frozen prepared appetizer. Include index card with recipe and instructions for defrosting. Label with name of product, quantity and date frozen.
- One container of a thaw and eat frozen prepared dessert. Include index card with recipe and instructions for defrosting. Label with name of product, quantity, and date frozen.
- An educational poster, notebook or display about a food or nutrition topic of choice that is age/grade appropriate.
- Any other similar preserved item.

# FORESTRY

---

**State Fair Entries:** 1 entry per Level.

## **GREEN RECORD BOOK COMPLETION REQUIREMENT:**

- Complete a Shelby County Record Sheet.

## **EXHIBIT GUIDELINES:**

- See Poster Guidelines on Page 74 of the Shelby County Handbook.
- Artificial Intelligence (AI) may be used, with parent permission, when creating this exhibit and is to be documented as a reference. A majority of the work to create this exhibit is to be the 4-H member's original work.
- Judges evaluating exhibits should recognize individual differences and creativity, therefore using information in this document as a guide rather than a requirement.

## **Beginner Grades 3 - 5 suggested)**

Create an educational poster, notebook or display about any manual activity or on any forestry topic of choice that is age/grade appropriate.

## **Intermediate (BU-8039) (Grades 6 - 8 suggested)**

Create an educational poster, notebook or display about any manual activity or on any forestry topic of choice that is age/grade appropriate.

## **Advanced (BU-8040) (Grades 9, - 12 suggested)**

Create an educational poster, notebook or display about any manual activity or on any forestry topic of choice that is age/grade appropriate, prepare a herbarium collection that contains at least 25 native Indiana forest leaves, or prepare a herbarium collection that contains at least 25 native Indiana forest shrubs. Youth can also design and complete an independent study activity.

**Herbarium Collections –** Collect 25 terminal twigs and at least two leaves, if space allows (only one compound leaf is required), from native forest trees. Mount the specimens on 11½" x 16½" paper. One leaf on the twig must be mounted to show the back side of the leaf. Label each sheet with the following: common name, scientific name, where collected, county where collected, date collected, name of collector, and specimen number. Cover each specimen. There are no specific references given for these exhibits. Youth are encouraged to use Extension publications, the Internet, books and forest specialists when collecting and identifying specimens. The herbarium collection must be accessible to the judges. Do not cover it under the plastic that covers your poster. You may want to attach a folder or other holder over your poster to hold the mounted, covered specimens.



## **GARDEN**

---

**State Fair Entries:** Each 4-H Garden Project member may enter one garden collection (3, 4, or 5), five single vegetables, 3 herb entries and 1 tomato plate entry at State Fair. Exhibition at County Fair is not required prior to State Fair entry. (Varying weather conditions may affect some gardens. They may not be ready by county fair time, but may be ready by State Fair time.)  
1 garden education exhibit per county

### **GREEN RECORD BOOK COMPLETION REQUIREMENT:**

- Complete a Shelby County Record Sheet.

### **EXHIBIT GUIDELINES:**

- Refer to Suggested 4-H Garden Exhibits, 4-H 970-w to learn about size, weight, and other suggested specifications.
- See Poster Guidelines on Page 74 of the Shelby County Handbook.
- Artificial Intelligence (AI) may be used, with parent permission, when creating this exhibit and is to be documented as a reference. A majority of the work to create this exhibit is to be the 4-H member's original work.
- All vegetables entered in these classes must have been produced by the 4-H member in his/her Garden Project.

Vegetable exhibits entered for state fair competition will not be displayed and instead will be donated to a central Indiana food bank.

### **Level A (Grades 3-4 suggested)**

Choose one or more options outlined below. All vegetable and herb exhibits must include common name and variety. Vegetable exhibits entered at the state fair will be donated to local food banks and homeless shelters after being judged and not displayed.

### **Level B Grades (Grades 5-6 suggested)**

Choose one or more options outlined below. All vegetable and herb exhibits must include common name and variety. Vegetable exhibits entered at the state fair will be donated to local food banks and homeless shelters after being judged and not displayed.

### **Level C (Grades 7-9 suggested)**

Choose one or more options outlined below. All vegetable and herb exhibits must include common name and variety. Vegetable exhibits entered at the state fair will be donated to local food banks and homeless shelters after being judged and not displayed.

### **Level D (Grades 10-12 suggested)**

Choose one or more options outlined below. All vegetable and herb exhibits must include common name and variety. Vegetable exhibits entered at the state fair will be donated to local food banks and homeless shelters after being judged and not displayed.

### **Garden Collection Option**

Create a 3-plate, 4-plate, or 5-plate collection display of vegetables you have grown and cared for from the single vegetable list. Display each vegetable on a disposable plate. Inclusion of flowers is optional.

## Single Vegetable Option

Display from the list below vegetables you have grown and cared for on a disposable plate.

Vegetable	Plated Display Description
Asparagus	Asparagus, 5 spears
Beans	Cowpea, black-eyed pea, southern pea, etc., 10 pods or ½ cup shelled
Beans	Snap, Green or Wax, 10 pods
Beans	Lima-large or small - 10 pods or ½ cup shelled
Beans	Navy, kidney, shell out, etc.-1/2 cup shelled
Beets	Round, flat, and long types, 3
Broccoli	Broccoli, 1 head
Broccoli raab	Broccoli raab, 3 heads
Brussels sprouts	Brussels sprouts, 5 heads
Cabbage	Chinese type (bok choy or pak choi), 1 head
Cabbage	Chinese type (napa cabbage), 1 head
Cabbage	Round, Flat or Pointed type, 1 head
Carrots	Carrots, 3
Cauliflower	Cauliflower, 1 head
Celery	Celery, 1 bunch
Chard	Chard, 10 bundled leaves
Collards	Collards, 10 bundled leaves
Corn	Sweet-yellow, white or bicolor, 3 ears
Cucumbers	Dill, Pickling, 3
Cucumbers	English or hothouse, 1
Cucumbers	Slicing with seeds, 3
Eggplant	Eggplant, 1
Kale	Kale, 10 bundled leaves
Kohlrabi	Kohlrabi, 3
Muskmelon	Muskmelon (cantaloupe), 1
Okra	Okra, 3 pods
Onions	Green, 5 onions in a bunch
Onions	Red, Yellow or White, 3
Parsnip	Parsnips, tops off, 3
Peas	Peas, edible pod such as snow peas ,10 pods
Peas	Peas, unshelled, 10 pods
Peppers	Bell type, 3
Peppers	Chili type, 3
Peppers	Serrano type, 3
Peppers	Banana/Long/Wax/Hungarian type, 3
Peppers	Pimiento type (red), 3
Peppers	Cayenne type, 3
Peppers	Jalapeno type, 3
Peppers	Cherry type, 3
Peppers	New Mexican, long green, Anaheim type, 3
Peppers	Ancho type, 3
Peppers	Tabasco type, 3
Peppers	Habanero type, 3
Potato	Potatoes, any color, 3
Pumpkin	Pumpkin, (other), 1
Pumpkin	Table, Canning, or Ornamental, 1
Radishes	Radishes, 5
Rhubarb	Rhubarb, 3 stalks bundled

Vegetable	Plated Display Description
Rutabaga	Rutabaga, 3
Spinach	Spinach, 10 bundled leaves
Squash	Banana, or other large winter squash type, 1
Squash	Buttercups, Turbans, 1
Squash	Butternut, 1
Squash	Cushaw, 1
Squash	Hubbards – blue, green or golden, 1
Squash	Scallops/Patty Pans, 1
Squash	Straight or crookneck – i.e. summer squash, 1
Squash	Acorn, 1
Squash	Zucchini or cocozelle, 1
Sweet Potato	Sweet potatoes, 3
Tomatillos	Tomatillos, 3
Tomato	Any tomato, 1
Turnips	Turnips, 3
Watermelon	Watermelon, 1
Any Other Vegetable	Any vegetable not listed above, include 1-3 specimens

#### Single Herb Option

Display from the list below a single herb plant you have grown and cared for in an appropriate size pot that has a saucer bottom.

Herb Name and Description
Basil ( <i>Ocimum basilicum</i> ) "all edible types"
Catnip ( <i>Nepeta cataria</i> ) "all edible types"
Chamomile ( <i>Chamaemelum nobile</i> ) "all edible types"
Chives ( <i>Allium schoenoprasum</i> ) "all edible types"
Coriander or Cilantro ( <i>Coriandrum sativum</i> ) "all edible types"
Dill ( <i>Anethum graveolens</i> )
French tarragon ( <i>Artemisia dracunculus</i> )
Lavender ( <i>Lavendula</i> sp.) "all edible types"
Mint ( <i>Mentha</i> sp.) "all edible types"
Oregano ( <i>Origanum vulgare</i> )
Parsley ( <i>Petroselinum crispum</i> ) "all edible types"
Rosemary ( <i>Rosemarinus officinalis</i> )
Sage ( <i>Salvia officinalis</i> )
Sweet Marjoram ( <i>Origanum majorana</i> )
Thyme ( <i>Thymus vulgaris</i> ) "all edible types"
Any Other Herb

#### Potato Tray Option

Display from the list below approximately 30 potatoes you have grown and cared for in a 12 1/2" x 18" tray. A tray will be provided when checking in potato exhibits at the state fair.

Potato Description
Red (Norland, Triumph), etc.
Russett (Haig, Norgold, Superior), etc.
White, long type (Kennebec), etc.
White, oval type (Irish Cobbler), etc.
White, round type (Katahdin), etc.
Other (yellow, blue, etc.)

Tomato Plate Option

Display from the list below tomatoes you have grown and cared for on a disposable plate.

Tomato Description
Pink or purple, 3
Red (for canning), 3
Red (for market), 3
Roma or paste type, 3
Intermediate type, 10
Small Cherry or Pear, 10
Yellow or orange, 3

Educational Exhibit Option

Create an educational poster, notebook or display about any manual activity or on any gardening topic of choice that is age/grade appropriate. Youth can also design and complete an independent study activity.

**“JUST FOR FUN”**

1. Largest (by weight) pumpkin/squash
2. Largest (by weight) watermelon
3. Largest (by weight) tomato
4. Largest (by weight) potato
5. Largest (by weight) onion
6. Largest (by weight) head of cabbage
7. Largest (by diameter) sunflower
8. Unusual growth forms

# GENEALOGY

**State Fair Entries:** 1 entry from each Division (4)

## GREEN RECORD BOOK COMPLETION REQUIREMENT:

- Complete a Shelby County Record Sheet.

## EXHIBIT GUIDELINES:

- Refer to 4-H 748 Genealogy Manual and supporting literature for assistance.
- Artificial Intelligence (AI) may be used, with parent permission, when creating this exhibit and is to be documented as a reference. A majority of the work to create this exhibit is to be the 4-H member's original work.
- Forms for this project can be found at [www.extension.purdue.edu/4h](http://www.extension.purdue.edu/4h), click on projects and then on to Genealogy to reach downloadable forms. This project is organized into divisions and not grades and you must start at Division 1 and build on this information each year thereafter. This is a project that builds on the previous division information in order to be successful in building your family tree. If you are using a genealogical commercial software program you may need to type in or hand write in information required by the Indiana 4-H genealogy project. See 4-H forms in the 4-H website linked above.
- The exhibit will consist of no more than four (4) notebooks for Division 1-4 and first year Advanced Division. (If a notebook requires additional space, label it as notebook x, continued.)

Those notebooks are:

- \* Book #1 - Appropriate size notebook or binder, contains introduction sheet, pedigree charts and family group sheets
- \* Book #2 - Appropriate size notebook or binder, contains additional information worksheets and diary of work
- \* Book #3 - Appropriate size notebook or binder, contains supporting documents, pictures, etc
- \* Book #4 - Appropriate size notebook or binder, Advanced Division options only (Begin using this notebook in first year of the advanced division or the fifth year of project enrollment.)
- \* Another notebook should be maintained and kept in a secure place at home to keep original personal and legal documents as well as previously exhibited work.

*Note: Youth may consolidate information in order to have fewer notebooks. In this case indicate on the cover the notebook numbers included and use dividers to separate information by notebook number as well as contents as indicated below.*

Notebooks should be tabbed and in the following order:

Book #1 - Introductory Page; Pedigree Charts; Family Group Sheets

Book #2 - Additional Information Worksheets; Diary of Your Work

Book #3 - Any Other Documents (label with ancestor numbers on tab)

Book #4 - Advanced Division Options (label each tab separately with the specific option);

Diary of Your Work (this will be a second diary describing work done for each advanced division option)

Pedigree Charts, Family Group Sheets, Additional Information Worksheets, and Diary Sheets are to be placed in the notebook back-to-back in sheet protectors to save space, reduce the information being damaged and reduce the number of sheet protectors required.

- So the notebook exhibit can be displayed to the public and to minimize the potential of identity theft, original legal documents are **NOT** to be included in the exhibit notebook. Instead, a photocopy of any legal document is to be included in the notebook and all identifiable information (like social security numbers) except for names is to be completely marked out. Original legal documents are to be kept in a secure location by the 4-H member and his/her family.
- All posters, notebooks, and display boards must include a reference list indicating where information was obtained, giving credit to the original author, to complete the 4-H members exhibit. This reference list should/might include web site links, people and professionals interviewed, books, magazines, etc. Reference notations are to be made in the "source" column of the Family Group Sheet and on each document.
- If information on a family member is unknown, an additional information worksheet for each

required ancestor is still required. Write "unknown" or "NIA" (no information available) in PENCIL for each sheet of unknown ancestors or list several ancestors on a page and insert page in proper numerical order.

- After exhibiting the 1st year of the ADVANCED Division, only the Advanced Division notebook (Book #4) with ALL OPTIONS (no pedigree charts, no family group sheets, no additional information sheets, no documents from Divisions 1-5) needs to be exhibited each year the genealogy project continues.

After exhibiting the 1st year of the ADVANCED Division, only the Advanced Division notebook (Book #4) with ALL OPTIONS (no pedigree charts, no family group sheets, no additional information sheets, no documents from Divisions 1-5) needs to be exhibited each year with genealogy project continues.

#### Suggested Genealogy Supply List

- ◇ Four 3" D-ring notebooks (Book #1, #3, #4 will be exhibited and the fourth 3" D-ring notebook to maintain documents at home and NOT exhibited.)
- ◇ One 2" D-ring notebook (Book #2)
- ◇ Computer or legible printing/handwriting (be consistent with method used)
- ◇ #2 lead pencil with soft eraser
- ◇ Black ink pen
- ◇ Yellow highlighter
- ◇ Notebook tabs AND acid free dividers (several tabs will be needed, be consistent with style used, should not appear past edge of notebook)
- ◇ Fine point permanent Black marker
- ◇ Acid free and non-glare sheet protectors
- ◇ Acid free paper
- ◇ Acid free glue stick
- ◇ Acid free satin Scotch tape
- ◇ Correction tape
- ◇ Lots of creativity to make the exhibit your own while still following the exhibit guidelines.

Judges evaluating exhibits should recognize individual differences and creativity, therefore using information in this document as a guide rather than a requirement.

### **Division 1 (1st year in project suggested)**

Exhibit Notebook that includes the following:

- An Introduction page with a recent photograph of yourself
- Completed three-generation pedigree chart. This includes you, your parents, and your grandparents, ancestors #1 through #7. Put all surnames in capital letters, and all dates in military form (12 July 1974). Give each person a number as described in the "Recording the Information" section of the Indiana 4-H Genealogy Resource Guide 4-H 748. **You must use the pedigree charts listed** at the [www.extension.purdue.edu/4hwebsite](http://www.extension.purdue.edu/4hwebsite), 4-H 748PBPPC-W or 4-H 748PBW-W, or the commercial software forms, but not the old "packet" pedigree charts.
- A family group sheet for your parents and each pair of grandparents. Sources of information MUST be filled in on family group sheets (see section "Recording the Information").

#### **Book #2 (Ancestors 1-7 information)**

- Four (4) "Additional Information Worksheets"
  - ◆ One (1) for you, the 4-H member
  - ◆ One (1) for your parents
  - ◆ One (1) for each set of grandparents (total - two worksheets)
  - ◆ A diary of your work

#### **Book #3 (Ancestors 1-7 information)**

- Any documents or pictures pertaining to these three generations. Documents must be labeled with ancestor name and ancestor number. Pictures need to be labeled with ancestor name, plus names of all known people, place and date picture was taken, as well as ancestor numbers



## **Division 2 (2nd year in project suggested)**

Exhibit Notebook that includes the following:

### **Book #1**

- Four-generation pedigree charts. This would include you, your parents, grandparents, and great grandparents, ancestors #1 through #15. **You must use pedigree charts listed at [www.extension.purdue.edu/4h](http://www.extension.purdue.edu/4h), 4-H 748PC-W or 4-H 748PBW-W**, or the commercial software forms, but not the old "packet" pedigree charts.
- A Family Group Sheet for each pair of great-grandparents. Sources of information filled in on family group sheets (see section "Recording the Information" in the Indiana 4-H Genealogy Resource Guide 4-H 748).

### **Book #2**

- An additional information worksheet for each set of great grandparents.
- A diary of your work

### **Book #3**

- Any photographs taken of tombstones of your ancestors and their children. Please document location of tombstone(s) and label with ancestor name, ancestor number, and date photo was taken. Rubbings are acceptable in lieu of photographs.
- Any other documents pertaining to these generations, correctly labeled.

Exhibit Book #1, Book #2 & Book #3. Books 2 & 3 should only include Division 2 ancestors 8-15 and related information.

## **Division 3 (3rd year in project suggested)**

Exhibit Notebook that includes the following:

### **Book #1**

- Five-generation pedigree charts, ancestors #1 through #31. Computer programs do not generally print chart numbers, so if you are using a computer program, make sure you have the correct number of ancestors. If an ancestor is UNKNOWN, please indicate as UNKNOWN. **You must use pedigree charts listed at [www.extension.purdue.edu/4h](http://www.extension.purdue.edu/4h), 4-H 748PC-W or 4-H 748PBW-W**, or the commercial software forms, but not the old "packet" pedigree charts.
- Additional Family Group Sheets for generation five (5). Sources of information must be filled in on family group sheets (see section "Recording the Information" in Indiana 4-H Genealogy Resource Guide 4-H 748).

### **Book #2 (Ancestors 16-31 information)**

- Additional Information worksheets.
- A diary of your work.

### **Book #3 (Ancestors 16-31 information)**

- Write an autobiography, the story of your life. Include pictures, relevant dates, and important events OR write an essay about what your hopes and dreams are for the future, or about life goals you hope to attain.
- Any documents or pictures pertaining to these generations, correctly labeled.

Exhibit Book #1, Book #2, and Book #3. Books 2 & 3 should only include Division 3 ancestors 16-31 and related information.

## **Division 4 (4th year in project suggested)**

Exhibit a notebook(s) that includes the following:

### **Book #1**

- Six-generation pedigree charts, ancestors #1 through #63. Computer programs do not generally print chart numbers, so if you are using a computer program, make sure you have the correct number of ancestors. **You must use pedigree charts listed at [www.extension.purdue.edu/4h](http://www.extension.purdue.edu/4h), 4-H 748PC-W or 4-H 748PBW-W**, or the commercial software forms, but not the old "packet" pedigree charts.
- Additional Family Group Sheets for generation six (6). Sources of information must be filled in on family group sheets (see section "Recording the Information").

### **Book #2 (Ancestors 32-63 information)**

- Additional information worksheets
- A diary of your work

### **Book #3 (Ancestors 32-63 information)**

- A copy of a photograph or a story of a sixth-generation ancestor. Include information about the date when the photograph was taken, how or where you found it and what's happening in it or why it was taken. If this is unavailable, write a story about the historical period during which your sixth generation ancestor was living.
- Any documents or pictures pertaining to these generations, correctly labeled.

Exhibit Book #1, Book #2 and Book #3. Books 2 & 3 should only include Division 4 ancestors 32-63 and related information.

## **Advanced (5th year and above in project suggested)**

Exhibit Notebook that includes the following:

### **Book #1**

- Seventh and Eighth-generation pedigree charts, ancestors #64 through #255. If ancestry is unknown, please indicate as Unknown. Computer programs do not generally print chart numbers, so if you are using a computer program, make sure you have the correct number of ancestors.
- Your family group sheet for generations seven and eight.
- Sources of information filled in on family group sheets (see section "Recording the Information" in the Indiana 4-H Genealogy Resource Guide, 4-H 748).

### **Book #2 (Ancestors 64-255 information)**

- Additional information worksheets.
- Diary of your work.

### **Book #3 (Ancestors 64-255 information)**

- Any documents or pictures pertaining to these generations; correctly labeled.

### **Book #4**

- One new advanced level option (see below). Advanced division exhibitors must include ALL options submitted in prior years, with each option labeled with the year completed.

Pedigree charts are available on the Indiana 4-H Website for your additional genealogy research. EACH YEAR FOLLOWING, continue to add ancestors to your pedigree charts. In addition, choose one of the following options that has not been completed previously. Please identify, by letter, the option that you are completing, (for example: Advanced Division, Year 1, Option A; Advanced Division, Year 2, Option C; etc.)

Advanced Division Year 2 and beyond- Exhibit Book #4 that contains advanced division options and a second diary of work. If additional ancestry information was found in the seventh and eighth generation, exhibit Book 1 noting ancestors completed this year along with Books 2 and 3 demonstrating this year's work.

EXPLAIN the information received as to how it relates to you and your ancestors. Copies of documents obtained in previous divisions are acceptable and should be utilized in the option chosen if needed.

- A. A migration map of your eight-generation ancestors. You should have at least one map per family line with charts or explanations of the migrations.
- B. A timeline historical report of a family line. Show how this family fits into history. Document your report as well as possible with dates, records, places or maps, pictures, etc. Be sure to include proper labels and sources.
- C. A census history of a family line. Census abstract forms can be found on several websites. Download forms to abstract the census. Your notebook should contain copies of the census and the completed abstract form for each census.
- D. A history of your family's religious background for any family line or lines. Include a brief history of the denomination. Include baptism, confirmation or profession of faith and membership records. Also include information or history of the congregations involved. Be sure to include proper labels and sources.
- E. A history of your family's military service for a family line. Include supporting documents when possible. These documents could include military records, (muster rolls, discharge papers, etc.), pension records, and bounty land records, as well as maps and pictures. Be sure to include proper labels and sources.
- F. A research paper on a famous ancestor. Prove your relationship to this person with documentation. Try to include pictures and anecdotes to enhance your paper.
- G. Complete a family line or lines back as many generations as possible beyond eight generations ancestors 256 and beyond). Include pictures, maps and documents. Be sure to include proper labels and sources,
- H. A timeline historical report of another family line not previously completed. Document as well as possible as in Option B. You need to state at the beginning that this is a second family historical report on such ancestor.
- I. A history of your family's military service for a family line not previously completed. Include supporting documents as in Option E. You need to state at the beginning that this is a second family military history report on such ancestor.
- J. Family DNA history. (This can be a very expensive option.) Please include charts and explanations, i.e. use pie charts, ethnicity estimates, approximate percentage regionally, number of countries searched, genetic percentage, family tree, graphs, etc.
- K. Any other genealogy related activity of choice.

# GEOLOGY

**Superintendent:** Pam Robinson - 317-835-7643

**State Fair Entries:** 1 per level (3)

## GREEN RECORD BOOK COMPLETION REQUIREMENT:

- Complete a Shelby County Record Sheet.

## EXHIBIT GUIDELINES:

- See Poster, Notebook and Display Board Guidelines on Page 74 of the Shelby County Handbook. Exhibits must be displayed horizontally, sized 22" x 28", mounted on a firm backing (foam-core board or other), and covered in clear plastic or other transparent material, in a collection box 18" x 24" x 3", displayed horizontally or a display board designed to sit on a table using no more than 36" of tabletop space.
- Specimens may also be displayed in a collection box no larger than 24" x 18" x 3" displayed horizontally.
- Artificial Intelligence (AI) may be used, with parent permission, when creating this exhibit and is to be documented as a reference. A majority of the work to create this exhibit is to be the 49-H member's original work.

## NOTES:

- You may purchase your specimens and may display rocks, fossils, and minerals. If you purchase your specimen, indicate where and when you purchased it and the location where you would expect to find the specimen. If you collect your specimen, indicate the county and township where you found your specimen.
- Posters and display boxes will be exhibited "standing up" at the fair. Therefore, you need to mount your specimens securely. Subject matter experts suggest the following methods: soaking 1/2 cotton ball in Elmer's glue, hot glue, or clear tub sealant. Place the cotton ball in your box and put your rock (or fossil or mineral) on the cotton ball and let sit. It will take 1-2 weeks for Elmer's glue to fully harden. Specimens mounted with Elmer's glue can be removed by soaking the cotton ball in water. Glue remaining on the rock may be brushed off with an old, damp toothbrush.
- Do not identify your specimens any further than phylum and class. There is one exception to this for fossils which are identified to phylum OR class. Class should only be used for fossils of mollusks, backboneed animals and arthropods.
- When exhibiting rocks show a fresh surface (recently cracked or broken surface) to help judges identify the rock.
- Labels—Include the specific geographical location where you would expect to find any specimens as well as where you actually acquired it (found, purchased, etc.).

Judges evaluating exhibits should recognize individual differences and creativity, therefore using information in this document as a guide rather than a requirement.

## Beginner (Grades 3– 5 suggested)

**Manual:**Geology I (4-H 985)

Create an educational poster, notebook or display about any manual activity or on any geology topic of choice that is age/grade appropriate.

## Intermediate (Grades 6-8 suggested)

**Manual:**Geology II (4-H 986)

Create an educational poster, notebook or display about any manual activity or on any geology topic of choice that is age/grade appropriate, or collection of 8-16 minerals and/or fossils.

## Advanced (Grades 9 - 12 suggested)

**Manual:**Geology III (4-H 987)

Create an educational poster, notebook or display about any manual activity or on any geology topic of choice that is age/grade appropriate, or collection of 15-25 minerals and/or fossils and/or jewel stones. Youth can also design and complete an independent study activity.

# GIFT WRAPPING

## *Not a State Fair Project*

### GREEN RECORD BOOK COMPLETION REQUIREMENT:

- Complete a Shelby County Record Sheet.

### EXHIBIT GUIDELINES:

- If an option lists two packages and directions, you must complete both items as directed to be considered for judging.

#### **Clover (Grades 3 & 4)**

Choose one of the following options:

- Wrap one square or rectangular box in paper using self-made bow. Attach a card with your name, age, club, occasion, and age of receiver on box.
- Wrap one cylinder-shaped package. Show creativity in the materials chosen. Attach a card with your name, age, club, occasion, and age of receiver on the package.
- Wrap one package having the top and bottom wrapped separately so the judge may open it. The box must contain a liner, like tissue paper. This package will be judged on inside appearance and on the outside wrapping. Attach card with name, age, club, occasion, and age of receiver on the box.

#### **Junior (Grades 5, 6 & 7)**

Choose one of the following options:

- One gift using any material other than paper. This package will be judged on originality and creativity. Attach card with name, age, club, occasion, and age of receiver on the box.
- One gift using NO container. Decorate the actual gift to create a centerpiece gift. (Example: baby shower basket of toiletries; housewarming "maid" of cleaning supplies). Attach card with name, age, club, occasion, and age of receiver on the box.
- Wrap one gift or container (shaped other than square, rectangle or cylinder). Shapes used, for example, may be a heart, an octagon, a circle or a diamond. Attach card with name, age, club, occasion, and age of receiver on the box.

#### **Senior (Grades 8 -12)**

Choose one of the following options:

##### **Option 1**

Wrap two packages according to the following directions:

- \* Wrap one package with the top and bottom wrapped separately so that the judge may open it. The box must contain a liner, like tissue paper. This package will be judged on inside appearance and on the outside wrapping. Attach card with name, age, club, occasion, and age of receiver on the box **AND...**
- \* Wrap the other package in any chosen shape, other than a square, rectangle or cylinder. Judging emphasis will be on creativity. Bows are not needed if they do not go with your design. Attach a card with name, age, club, occasion, and age of receiver on box.

##### **Option 2**

Two wrapped packages using any material, other than paper and other than bows. Judging emphasis will be on originality and creativity. Tape a card with name, age, club, occasion, and age of receiver on the package.

##### **Option 3**

Wrap two different packages according to the following directions:

- \* One package gift-wrapped prepared to be shipped/ mailed. On an index card, include three (3) postal regulations which affect your shipping material selection. Attach a card with your name, age, and club to the back of the package. Judging emphasis will be on knowledge of current postal regulations and suitability of wrapping/decoration **AND...**
- \* Wrap a series of not more than three (3) containers in a tiered effect wrapped as one complete package. (These should not be wrapped for shipping/mailing.) Attach a card with name, age, club, occasion, and age of receiver on package

# HEALTH

---

**State Fair Entries:** One per level (3)

## **GREEN RECORD BOOK COMPLETION REQUIREMENT:**

- Complete a Shelby County Record Sheet.

## **EXHIBIT GUIDELINES:**

- See Poster, Notebook and Display Board Guidelines on Page 74 of the Shelby County Handbook.
- Artificial Intelligence (AI) may be used, with parent permission, when creating this exhibit and is to be documented as a reference. A majority of the work to create this exhibit is to be the 4i-H member's original work.

## **Beginner** (Grades 3, 4 & 5 suggested)

Manual: First Aid in Action

Create an educational poster, notebook or display about any manual activity or on any health topic of choice that is age/grade appropriate. Another option is to create a family first aid kit, emergency kit, an emergency kit to take on a hiking, biking, skiing or similar trip, or another similar kit.

## **Intermediate** (Grades 6, 7 & 8 suggested)

Manual: Staying Healthy

Create an educational poster, notebook or display about any manual activity or on any health topic of choice that is age/grade appropriate. Another option is to create a personal nutrition kit to use when doing physical activity like chores, working out at the gym, hiking, biking, skiing or another similar kit

## **Advanced** (Grades 9-12 suggested)

Manual: Keeping Fit

Create an educational poster, notebook or display about any manual activity or on any health topic of choice that is age/grade appropriate. Another option is to create an activity or guide to help yourself or others become more aware of financial wellness, mental health, disease prevention or other similar topic that promotes healthy habits. Youth can also design and complete an independent study activity.

# HOME ENVIRONMENT

**State Fair Entries:** Two per level (6)

## **GREEN RECORD BOOK COMPLETION REQUIREMENT:**

- Complete a Shelby County Record Sheet.

## **EXHIBIT GUIDELINES:**

- Some advanced exhibits are larger than 3' wide by 4' deep. If your exhibit is larger than this, special permission must be obtained from the County Extension Office prior to the County Fair.
- Do not bring valuable articles that could easily be stolen or lost.
- All Exhibitors should inconspicuously label articles that could be easily lost from the project exhibit, such as books, curtain rods, figurines, etc.
- Exhibitors should bring proper size bulbs to be used in lamps.
- Plastic covering on shades to protect them from dust during the fair should bear a note stating that plastic covering will be removed for use at home.
- Artificial Intelligence (AI) may be used, with parent permission, when creating this exhibit and is to be documented as a reference. A majority of the work to create this exhibit is to be the 4-H member's original work.

4-H members at each grade level may choose from three possible exhibit categories: a furniture item and notebook, a design board (poster and notebook), or a portfolio (notebook). NOTE: Each level has several options per category from which to choose. We suggest that 4-H members either choose a different option each year or show how they expanded on the same option (portfolio and furniture categories only) used in previous years.

## **Categories:**

**Furniture Item and Notebook** - An actual piece of furniture accompanied by a standard notebook (3-ring binder) explaining the who, what, when, where, why, and how of the chosen project. We suggest including pictures showing where the item will be used. Also we encourage 4-H members to include pictures of themselves doing the project, but this is not required. Always place your identification information in the notebook and on the furniture.

**Design Board and Notebook** - standard 22" x 28" poster, displayed horizontally with firm backing. Design board must be covered with plastic to protect and help hold items in place. An identification name tag must be attached in the lower right corner. The notebook is to help explain the who, what, when, where, why, and how of the chosen design. This can be a "before and after project" or "plan in the future" project.

**Portfolio** - standard notebook (3-ring binder). If 4-H members choose to do this option more than one year, we suggest that they keep the previous year's materials in the notebook. Place materials for the current year in the front, with the previous year's materials clearly marked or labeled at the back. Always place your identification information in the notebook.

## **Beginner (Grades 3-5 suggested)**

**Manual:** Home Environment: Color, Texture, Line and Shape (4-H 1011)

Choose one of the following options:

- Furniture Item and Notebook - create a wall hanging, storage organizer, a set of 3-5 accessory items or something for the home or similar activity
- Design Board Options - color a line drawing from your manual and create three color schemes, color a line drawing from your manual and demonstrate dominant and supportive color, or display a line drawing showing where furniture would be placed in the room or similar activity.
- Portfolio - Collect different color schemes, magazines showing different furniture designs, or magazines/photographs of formal vs informal balance, dominant and supportive colors, etc. or similar activity.

### **Intermediate (Grades 6-8 suggested)**

**Manual:** Home Environment Design Decision (University of Nebraska)

- Choose one of the following options:
- Furniture Item and Notebook - refinish or repurpose a piece or set of furniture, storage unit, or display a collection of 3-5 similar home accessory items, or similar activity.
- Design Board and Notebook - create a line drawing for a room in your home showing furniture layout, accessory items and fixtures or similar activity.
- Portfolio - display a sample of three different types of wall treatment with explanation of each, three different floor treatments with explanation of each, an energy plan for your home, or similar activity.

### **Advanced (Grades 9-12 suggested)**

**Manual:** Home Environment: Design Decisions (University of Nebraska)

- Furniture Item and Notebook - refinish or repurpose a piece or set of furniture, storage unit, or display a collection of 3-5 similar home accessory items, or similar activity.
- Design Board and Notebook - display a floor plan for any room of your house or the whole house or apartment, or similar activity.
- Portfolio - display a sample of three different lighting or window treatments with an explanation of each, interview an interior designer and prepare a report, a home energy saving proposal plan, or similar activity.

## **HORSELESS HORSEMAN**

---

**Not a State Fair Project**

### **GREEN RECORD BOOK COMPLETION REQUIREMENT:**

- Complete a Shelby County Record Sheet.

### **EXHIBIT GUIDELINES:**

- See Poster Guidelines on Page 74 of the Shelby County Handbook.

### **Level 1 (Grades 3, 4, &5)**

Exhibit a poster on an activity in the Level 1 Horseless Horseman manual.

### **Level 2 (Grades 6, 7, & 8)**

Exhibit a poster on an activity in the Level 2 Horseless Horseman manual.

### **Level 3 (Grades 9, 10, 11 & 12)**

Exhibit a poster on an activity in the Level 3 Horseless Horseman manual.



# INDIANA HERITAGE

---

*Not a State Fair Project*

## **GREEN RECORD BOOK COMPLETION REQUIREMENT:**

- Complete a Shelby County Record Sheet.

## **EXHIBIT GUIDELINES:**

- See Poster Guidelines on Page 74 of the Shelby County Handbook.
- 4-H members are to exhibit a DIFFERENT poster topic each year.

### Level 1 (Grades 3-5)

Exhibit a poster on a topic related to Shelby County.

### Level 2 (Grades 6-8)

Exhibit a poster on a topic related to the State of Indiana.

### Level 3 (Grades 9-12)

Exhibit a binder/research project on a topic related to Shelby County or the State of Indiana.

# JUNIOR LEADERS

## RECORD BOOK COMPLETION REQUIREMENT:

- Junior Leader Record sheets are to be put in your Green Record Book and are due by Wednesday, June 10, 2026 at 4:00 p.m. Closed judging. No premium money.

Requirements to become a Junior Leader:

1. Must be at least Grade 7.
2. Enroll in 4-H each year and sign up for the Junior Leader project.
3. Information included will be dated from July 1, 2025 to June 3, 2026.

To complete the project **MUST COMPLETE #1**

1. Turn in the completed 4-H Junior Leader Record Sheet (REQUIRED) by Wednesday June 10, 2026 at 4:00 p.m.

and earn the annual Achievement Trip (**MUST COMPLETE #1-7**)

2. Must attend at least 5 meetings.
3. Must serve on one (1) committee or in a leadership role.
4. Must assist with at least three (3) 4-H events. Events include activities such as, but not limited to: Mini 4-H camp or meetings, 4-H Camp, Judge's Helper at project judging, Teaching at a workshop or project meeting, etc
5. Complete 2 hours of community service related to 4-H (examples include: Hygiene Drive, Crunch for a Cause, Fairgrounds & 4-H Building clean up, Arts in the Park, etc.).
6. Must participate in fundraising efforts. A combined total of \$100 in sales should be achieved from any fundraiser hosted by the Junior Leaders.
7. Make a goal of attending at least one (1) event beyond county-level meetings. This can include activities such as: 4-H Camp Counselor Training, State Conferences (Round Up, 4-H Academy, 4-H Band, 4-H Chorus, Teen Leadership Weekend), Area or other State events.

If requirements are not met: you will have to discuss why the requirements are not met with the Junior Leader Advisors.

## JUNIOR LEADER AWARDS

Top Outstanding First Year Junior Leaders and Top Outstanding Junior Leaders (Division II and Up).

### 2025 Outstanding Junior Leaders

Mariah Davidson

Farah Coen

### SHELBY COUNTY 4-H JUNIOR LEADERS

#### 2026 Officers

<b>President</b>	Jackson Bentz
<b>Vice President</b>	Hannah Bridges
<b>Secretary</b>	Mariah Davidson
<b>Treasurer</b>	AJ Bridges
<b>Songs/Recreation</b>	Maryn Sprinkle

**Public Relations Committee Chair** - Addi Decker  
**Community Service Committee Chair** - Reese Kelley

#### Junior Leader Representatives to Advisory Council

AJ Bridges  
Rory Clark  
Cora Flynn

## **2026 JUNIOR LEADER SCHEDULE**

**January 14, 2026**

**February 11, 2026**

**April 8, 2026**

**May 13, 2026**

**Extension Office**

### **SHELBY COUNTY FAIR**

**June 15-20, 2026**

**July—August**

#### **Achievement Trip**

(Junior Leader Records **MUST** be turned in before 4:00 pm  
on June 10th, 2026)

### **INDIANA STATE FAIR**

**August 7 - 23, 2026**

**(closed Mondays )**

**September 9, 2026 TBD**

**October 2026 TBD**

**November 2026 TBD**

**December 2026 TBD**

**Extension Office**

# LLAMA/ALPACA FIBER CRAFT

---

**State Fair Entries:** 1 per level (3)

**GREEN RECORD BOOK COMPLETION REQUIREMENT:**

- Complete a Shelby County Record Sheet.
- Youth may exhibit any art or craft using llama or alpaca fiber (can be a blend).
- Exhibitors should be considerate of space. Exhibits too large to safely move or requiring lots of space should be exhibited using photographs and a description of work in a notebook.
- Must include a 4-H Craft Information Card 4-H 618A.
- If multiple pieces make up the exhibit, a photograph of the complete exhibit should be attached to the exhibit so the total exhibit can properly be displayed. For safety purposes any craft exhibit that resembles a sword, knife, or look-a-like weapon will be judged but will not be displayed.

Judges evaluating exhibits should recognize individual differences and creativity, therefore using information in this document as a guide rather than a requirement.

**Beginner** (Grades 3-5 suggested)

Create and exhibit one age/grade appropriate artwork.

**Intermediate** (Grades 6-8 suggested)

Create and exhibit one age/grade appropriate artwork

**Senior** (Grades 9-12 suggested)

Create and exhibit one age/grade appropriate artwork.

# LLAMA/ALPACA POSTER

---

**State Fair Entries:** 1 per level (3)

**GREEN RECORD BOOK COMPLETION REQUIREMENT:** Complete a Shelby County Record Sheet.

**EXHIBIT GUIDELINES:**

- See Poster Guidelines on Page 74 of the Shelby County Handbook
- Note: In Shelby County you are not required to be enrolled in the Llama project to exhibit a Llama poster.
- Artificial Intelligence (AI) may be used, with parent permission, when creating this exhibit and is to be documented as a reference. A majority of the work to create this exhibit is to be the 4-H member's original work.

Judges evaluating exhibits should recognize individual differences and creativity, therefore using information in this document as a guide rather than a requirement.

---

**Beginner**-(Grades 3-5 suggested)

Create an educational poster, notebook or display about any manual activity or on any specie related topic of choice that is age/grade appropriate. Owning or possession of an animal is not required.

---

**Intermediate** (Grades 6-8 suggested)

Create an educational poster, notebook or display about any manual activity or on any specie related topic of choice that is age/grade appropriate. Owning or possession of an animal is not required.

---

**Advanced** (Grades 9 -12 suggested)

Create an educational poster, notebook or display about any manual activity or on any specie related topic of choice that is age/grade appropriate. Owning or possession of an animal is not required.

# MICROWAVE COOKING

## *Not a State Fair Project*

### RECORD BOOK COMPLETION REQUIREMENT:

- Complete a Shelby County Record Sheet.

### EXHIBIT GUIDELINES:

- It is required to have the recipe on a Foods Recipe card with each Microwave Exhibit. Be sure your recipe source as well as your name, Division number, and recipe name are on the card. A box mix is acceptable.
- Your exhibit should be covered with plastic wrap or placed in a plastic zip-locked bag. Attach your label and recipe card to this plastic.
- Because this project deals with food, it is imperative that good food safety practices are observed. This means all exhibits must be non-perishable. Non-perishable foods are those which are safe to eat at room temperature. Food items which you would store in the refrigerator at home would not be an appropriate exhibit at the fair. For baked product competitions: fillings, frosting, glazing, pie filling and meringue whether uncooked or cooked are not permitted to contain cream cheese, whipped cream, unpasteurized milk or uncooked eggs/egg cooked to 160° F may be used). These require refrigeration.
- The judge may choose not to taste an exhibit if it contains any perishable items. If this happens, the project will not be judged and will receive a green participation ribbon.
- For tips on labeling and how to prepare products for display, see information at beginning of "Foods" project section.

#### **Level A**

(Grades 3 & 4)

Exhibit the following:

Grade 3 - Microwave Snack

Grade 4 - Six (6) Pieces Fudge

#### **Level B**

(Grades 5 & 6)

Exhibit the following:

Grade 5 - Six (6) Bar Cookies or Brownies

Grade 6 - Upside down cake

#### **Level C**

(Grades 7, 8, & 9)

Exhibit the following:

Grade 7 - Fruit Crisp  
Grade 8 - Coffee Cake

Grade 9 - Six (6) Pieces of Candy

#### **Level D**

(Grades 10 and up)

Exhibit the following:

Grade 10 - Double layer or bundt cake

Grade 11 - Pie

Grade 12 - Jam or Jelly

# PHOTOGRAPHY

---

<b>State Fair Entries:</b>	Beginner	2 entries
	Intermediate	3 entries
	Advanced	3 entries

(Being a category winner may not be an automatic State Fair entry. The judge(s) will choose the best from each division.)

## GREEN RECORD BOOK COMPLETION REQUIREMENT:

- Complete a Shelby County Record Sheet.

## EXHIBIT GUIDELINES:

- See Poster Guidelines on Page 74 of the Shelby County Handbook.
- Artificial Intelligence (AI) may be used, with parent permission, when creating this exhibit and is to be documented as a reference. A majority of the work to create this exhibit is to be the 4-H member's original work.
- All images are to be original images taken by the 4-H member during the current program year. Captions are not recommended.
- **Print board exhibits** are to include 10 photos mounted on a poster as per poster guidelines, each no larger than 5" x 7". **Number each print 1 - 10.** Prints may be a mix of digital and/or standard development. Create a title of choice for the print board exhibit. Space should be left in the lower right hand corner to place an exhibit tag provided by Purdue Extension staff.
- Place exhibit tag provided by Purdue Extension staff in the lower right hand corner on poster boards and salon prints.
- **Salon prints** are to be no larger than 11" x 14", mounted on a standard 16" x 20" salon mount, and displayed vertically. Salon prints are to be placed in a clear plastic sleeve and captions are not recommended. Space should be left in the lower right hand corner to place an exhibit tag provided by Purdue Extension staff
- Images may be taken with a film camera, digital camera, cell phone, or other electronic device. Replacing any pixels of the original digital image is to be entered in the **Creative/Experimental** category. This includes, but not limited to, using artificial intelligence (AI), any erasing tool, healing tool, patch tool, or any tool that replaces any of the original pixels. Creative/experimental exhibits must include the original photo on the back side of the board, a description of how the image was altered, and equipment/software used to alter the image.
- Editing photos such as cropping, color adjustment, and other enhancements are considered to be part of the normal photography educational learning process and are permissible. So judges can better evaluate a photography exhibit, the 4-H member is asked to attach to the back of their salon or print board exhibit the make and model of the camera used and a description of any editing
- A photo that has been modified to change the original intent, meaning or story captured should be entered in the creative or experimental class. Photos exhibited as creative or experimental are to attach to the back of their exhibit the make and model of camera used, software or other tools used to change the photo, and a description of how the photo was changed and copy of the original photo before editing.
- Sepia tone photographs (mono chromatic) are entered under the Black and White classes.
- Judges evaluating exhibits should recognize individual differences and creativity, therefore using information in this document as a guide rather than a requirement.

## Beginner (Grades 3, 4 & 5 suggested)

Choose one or more of the following exhibits:

- Black and White Print Board
- Color Print Board
- Black and White Salon Print
- Color Salon Print
- Creative/Experimental Salon Print

## **Intermediate** (Grades 6, 7 & 8 suggested)

Choose one or more of the following exhibits:

- Black & White Print Board
- Color Print Board
- Black and White Salon Print
- Color Salon Print
- Creative/Experimental Salon Print

## **Advanced** (Grades 9 –12 suggested)

Choose one or more of the following exhibits:

- Black & White Print Board
- Color Print Board
- Black and White Salon Print
- Color Salon Print
- Creative/Experimental Salon Print

---

# **POULTRY POSTER**

**State Fair Entries:** 1 from each level (3)

### **GREEN RECORD BOOK COMPLETION REQUIREMENT:**

- Complete a Shelby County Record Sheet.

### **EXHIBIT GUIDELINES:**

- See Poster, Notebook & Display Guidelines on Page 74 of the Shelby County Handbook
- Artificial Intelligence (AI) may be used, with parent permission, when creating this exhibit and is to be documented as a reference. A majority of the work to create this exhibit is to be the 4-H member's original work.
- Note: In Shelby County you are not required to be enrolled in the Poultry project to exhibit a Poultry Poster.

Judges evaluating exhibits should recognize individual differences and creativity, therefore using information in this document as a guide rather than a requirement.

### **Beginner**-(Grades 3-5 suggested)

Create an educational poster, notebook or display about any manual activity or on any specie related topic of choice that is age/grade appropriate. Owning or possession of an animal is not required.

### **Intermediate** (Grades 6-8 suggested)

Create an educational poster, notebook or display about any manual activity or on any specie related topic are not required to be enrolled of choice that is age/grade appropriate. Owning or possession of an animal is not required.

### **Advanced** (Grades 9 -12 suggested)

Create an educational poster, notebook or display about any manual activity or on any specie related topic of choice that is age/grade appropriate. Owning or possession of an animal is not required.

# RABBIT POSTER

State Fair Entries: 1 per Level (3)

## GREEN RECORD BOOK COMPLETION REQUIREMENT:

- Complete a Shelby County Record Sheet.

## EXHIBIT GUIDELINES:

- See Poster, Notebook & Display Guidelines on Page 74 of the Shelby County Handbook
- Artificial Intelligence (AI) may be used, with parent permission, when creating this exhibit and is to be documented as a reference. A majority of the work to create this exhibit is to be the 4-H member's original work.

Note: In Shelby County you are not required to be enrolled in the Rabbit project to exhibit a Rabbit Poster.

Judges evaluating exhibits should recognize individual differences and creativity, therefore using information in this document as a guide rather than a requirement.

### **Beginner-***(Grades 3-5 suggested)*

Create an educational poster, notebook or display about any manual activity or on any specie related topic of choice that is age/grade appropriate. Owning or possession of an animal is not required.

### **Intermediate** *(Grades 6-8 suggested)*

Create an educational poster, notebook or display about any manual activity or on any specie related topic of choice that is age/grade appropriate. Owning or possession of an animal is not required.

### **Advanced** *(Grades 9 -12 suggested)*

Create an educational poster, notebook or display about any manual activity or on any specie related topic of choice that is age/grade appropriate. Owning or possession of an animal is not required.

# READING

## Not a State Fair Project

### Green Record Book Completion Requirement:

- Complete a Shelby County Record Sheet

### Exhibit Guidelines:

- The participant will read and report on four books. You may select a book of your choice. The books must be at your grade level or higher.
- Books must have been read within the last year (after the check-in date for the previous Shelby County Fair).
- A brief report on each book is to be completed. Report forms are provided with the project booklets. Reports may be handwritten or typed. There will be no penalty for your choice.

Exhibit:

### Beginners – Grades 3-5

In this division you will exhibit 4 book reports placed in a binder. You will be required to have 1 picture (pertaining to some portion of the book) per report.

### Intermediate – Grades 6-8

In this division you will exhibit 4 book reports placed in a binder. You will be required to have 1 picture (pertaining to some portion of the book) per report.

### Advanced – Grades 9-12

In this division you will exhibit 4 book summaries placed in a binder. Pictures are optional at this level.



# RECYCLING

*Not a State Fair Project*

---

## GREEN RECORD BOOK COMPLETION REQUIREMENT:

- Complete a Shelby County Record Sheet

## EXHIBIT GUIDELINES:

- Take an object that is not new and remake it into something useful. (Other than what it was originally used for - must use at least 65% reused items for project).
- On a separate card list name, division, project category, name of project created; and list of items that were reused in the project and list if any new items used.
- Age categories for judging will be Clover (Grades 3 & 4), Junior (Grades 5, 6, & 7), and Senior (Grades 8, 9, 10, 11 & 12).

## Exhibit:

You may exhibit two (2) finished items from the categories below. The entries must be from different categories. Before & after photos requested but not required.

Category A - Items made from previously used bottles or cans or from furniture or used wood giving it a new use.

Category B - Items made from some type of fabric (clothing, old sheets, bedspreads, etc) or from old mechanical or metal parts.

Category C - Items made from any reused material into an item not in the other categories or a combination of Categories A & B

Category D - Educational notebook on a personal recycling experience (ex. Describing a community project).

Category E - Environmental friendly project showing improvement of ecology, economy, convenience and "quality of life" (ex. Composting and making paper).

Exhibits should not take up a space on the floor or a table larger than a card table. If your project will be larger than space allows in the building you can still bring the project in for judging and you will need to bring a photo of the project for display.

# ROBOTICS

*Not a State Fair Project*

---

## **GREEN RECORD BOOK COMPLETION REQUIREMENT:**

Complete a Shelby County Record Sheet.

## **EXHIBIT GUIDELINES:**

- Materials for the project are to be household items. Do not purchase expensive supplies for your project.
- Judging will be based on effective function, originality and design.
- Judging will be: Level 1-Grades 3-5, Level 2-Grades 6-8, Level 3-Grades 9-12

## **LEVEL 1**

### Grade 3

#### Marshmallow Catapult

- Plan and design a swinging arm trebuchet-style catapult to launch marshmallows
- The arm of the catapult must be adjustable (moveable pivot point)
- Use at least 5 different types of materials or parts
- Use weights and gravity as the power source
- Launch a marshmallow

### Grade 4

#### Arm Your Robot

- Build an arm for your robot
- Use levers
- It must be able to pick up a weight
- Must move in 2 of the 3 coordinate directions
- Use air power to move your arm on the robot

### Grade 5

#### One for the Gripper

- Build a gripper from parts and fasteners
- Gripper must be powered by a syringe so they can pick up a small item
- Power your gripper with a syringe
- Gripper must be able to grab a single item (your choice) - include the item in the display

## **LEVEL 2**

### **Grade 6**

#### **Rolling Along**

- Plan and design a vehicle to maximize its ability to coast, based on considering the effects of friction. You will also consider constraints of capacity, efficiency, and complexity in design.
- Design a vehicle that will roll freely down a ramp and will travel (coast) a long distance.
- It must be able to hold a box of paper clips.
- It must contain at least five different types of parts.

### **Grade 7**

#### **Can Can Robot**

- This project allows you to build a robot by the use of electrical power.
- Create a robot that draws.
- This project can be a culmination of previously learned skills to create this robot.
- Robot must make the use of electric-motor operation.

### **Grade 8**

#### **Get it in Gear**

- Build a rover that runs on gears and is able to climb a ramp.
- The vehicle must be powered by a motor and battery.
- The vehicle must use a drive train of gears.
- The vehicle must go slow.

## **LEVEL 3**

### **Grade 9**

#### **Circuit Training**

- Build a double pole throw switch to change the circuit's polarity.
- Demonstrate the working switches on a robot you have created. This will display how your robot will be used.

### **Grade 10**

#### **Come to Your Senses**

- Plan and design a robot around a wire diagram that will follow a wall.

### **Grade 11**

#### **It's Logical**

- Build one of the following circuit boards: resistance, capacitance, current control, variable resistance, logic.
- Create a robot using one of these circuit boards.

### **Grade 12**

#### **Build Your Robot**

- Plan and design a robot.
- Building sets and homemade robots are allowed.
- The product to be displayed will be a working robot that can perform a specific task.
- The robot must have a practical function and utilize techniques from the junk drawer robotics curriculum.
- Robot will be judged on appearance, complexity and function.

# SCRAPBOOK

## *Not a State Fair Project*

---

### **GREEN RECORD BOOK COMPLETION REQUIREMENT:**

- Complete a Shelby County Record Sheet.

### **EXHIBIT GUIDELINES:**

- Each scrapbook album will have a front and back cover with pages firmly attached between the covers.
- You should use acid-free, lignin-free, buffered scrapbook pages.
- Each scrapbook album will have 10 pages completed for judging.
- Photos and memorabilia must be included in each scrapbook, but not necessarily on each page.
- The scrapbook album must demonstrate a good sense of the entire project and what it means to preserve our memories.
- Keep in mind proper placement of your photos—you are telling a story, so use chronology (putting things in order of occurrence), or themes to organize your album.

#### **Clover** (Grades 3-4)

**Manual:** Shelby Co.  
Scrapbook Manual

Include the following:  
Labeling of photos and  
memorabilia with names,  
dates places, etc.

#### **Junior** (Grades 5-7)

**Manual:** Shelby Co.  
Scrapbook Manual

Include the following:  
Clover requirements  
Capturing your memories with  
captions or words recording  
the happenings of the  
photos and memorabilia.

#### **Senior** (Grades 8-12)

**Manual:** Shelby Co.  
Scrapbook Manual

Include the following:  
Clover and Junior  
requirements  
Storytelling - writing your  
thoughts and feelings  
and telling a complete  
story or memory on  
each page. (Not every  
photo has a complete  
story, choose the ones  
deserving when you are  
thinking of your page  
designs. Label or caption  
the others on the page.)

# SEWING CONSTRUCTION

---

Superintendent/Leader: Carol Lee - 317-443-3275

State Fair Entries: 1 per grade level - Non-Wearable

1 per grade level Juniors, 1 per category - Seniors - Wearable

## GREEN RECORD BOOK COMPLETION REQUIREMENT:

- Complete a Shelby County Record Sheet.

## EXHIBIT GUIDELINES:

- An outfit is a garment or garments that, when put together, make a complete look - such as a one- or two-piece dress, or one- or two-piece pant suit, or a three-piece combination, such as pants, vest, and blouse or shirt.
- Within each level, a 4-H member may exhibit a Wearable and/or a Non-Wearable.
- Senior Division may exhibit in any or all of the Wearable categories.
- Include Sewing Project Exhibit Card

Judges evaluating exhibits should recognize individual differences and creativity, therefore using information in this document as a guide rather than a requirement.

- **LABELING**
  - Pin label (supplied by County Extension Office) to left front shoulder of garment before you bring exhibit to Fair. If more than one piece in the outfit, fasten label to each piece.
  - For skirts and pants, pin label to waistband on outside of left front.
  - If at all possible, bring garments on wire hangers, not packed in boxes.
- Costumes worn in the 4-H State Fashion Revue cannot be exhibited in any other 4-H Exhibit section.

## NON-WEARABLE

Non-wearable exhibits may utilize wearable sewn garment skills below, or any other skill that is age and grade appropriate. 4-H members should learn and demonstrate skills following pattern instructions or those provided by their mentor/instructor.

Seam finishes are recommended on all exposed seams (except knits). Interfacing, understitching and trimming should be used when appropriate.

### Non-Wearable Skills

- Any junior or senior wearable sewing skill
- Non-observable skills such as basting, adjusting or designing pattern, using an AccuQuilt, or Cricut
- Using decorative hem finish
- Hand or machine quilting
- Accurate piecing of quilted item (i.e. seam crosses match, etc.)
- Internal and external pockets (i.e. those used in a bag)
- Insert a zipper in a bag or other non-wearable item
- Use fiberfill and/or batting or foam (can be fusible)
- Use specialty scissors
- Use Prairie Points as a trim
- Use mitered corners
- Use safety eyes and ball joints for stuffed animals
- Apply machine embroidery
- Quilt in the hoop
- Coordination of fabric for a quilted item including using fat quarters, charm packs, layer cakes, jelly rolls
- And other age and grade-appropriate skill not listed

### Grade 3

**Exhibit:** Create one non-wearable sewn item demonstrating at least 2 skills from sewing Skills and Techniques, 4-H-925C-W (listed above)

### Grade 4

**Exhibit:** Create one non-wearable sewn item, or set of items, demonstrating at least 2 skills from Sewing Skills and Techniques, 4-H-925C-W (listed above), in addition to those learned in the prior grade

### **Grade 5**

**Exhibit:** Create one non-wearable sewn item, or set of items, demonstrating at least 3 skills from Sewing Skills and Techniques, 4-H-926C-W (listed above), in addition to those learned in prior grades.

### **Grade 6**

**Exhibit:** Create one non-wearable sewn item, or set of items, demonstrating at least 4 skills from Sewing Skills and Techniques, 4-H-926D-W, in addition to those learned in prior grades.

### **Grade 7**

**Exhibit:** Create one non-wearable sewn item, or set of items, demonstrating at least 5 skills from Sewing Skills and Techniques, 4-H-927C-W (listed above), in addition to those learned in prior grades.

### **Grades 8, 9, 10, 11 and 12**

**Exhibit:** Create one non-wearable sewn item, or set of items, demonstrating at least 6 skills from Sewing Skills and Techniques, 4-H-928C-W (listed above), in addition to those learned in prior grades.

## **WEARABLE**

Youth and their mentor/volunteer leader/instructor should use this chart as a guide when deciding appropriate skills to incorporate in a sewing wearable garment or outfit for exhibit. While this list is a guide, it is not meant to be an all-inclusive list and youth should demonstrate skills they are most comfortable mastering. Exhibited items must demonstrate the minimum skill techniques expected for their given grade level as outlined in the exhibit requirements. Youth are encouraged to utilize a number of resources such as web sites, print material, social media, and television shows when learning sewing skills and techniques. Skills learned from these types of resources may be demonstrated provided they are age/grade appropriate. It is always recommended to follow pattern instructions and demonstrate those mastered skills. Before purchasing a pattern it is important it be age and grade appropriate for the 4-H member. Fabric type should also be appropriate for the 4-H member's age and grade.

### **Grades 3-7 Skills**

Grade 3 and 4 exhibits must demonstrate two of the following skills, Grade 5 three skills, Grade 6 four skills, and Grade 7 five skills. Any additional skill(s) learned from using the pattern, or others taught by the mentor/instructor that are age and grade appropriate are also acceptable. Seam finishes are recommended on all exposed seams (except knits). Interfacing, understitching and trimming should be used when appropriate.

- Use a simple seam finish
- Insert elastic or a drawstring
- Do a machine-stitched hem
- Do a hand-stitched hem
- Do a machine-blind hem
- Do machine topstitching
- Stitch in the ditch
- Stitch curved seams
- Sew and trim a crotch or curved seam
- Trim or grade seams to reduce bulk
- Staystitch and understitch
- Apply a facing
- Use interfacing (can be iron-on or sew-in)
- Apply a collar
- Attach cuffs
- Make darts
- Gather fabric
- Insert a center-placed zipper
- Insert a lapped zipper
- Insert an invisible zipper
- Insert a separating zipper
- Insert a fly-front zipper
- Match fabric design (i.e. match plaids)
- Gather fabric
- Apply ruffles, trim, piping, binding, or ribbing (can be purchased or self-made)
- Sew with knit
- Insert sleeves
- Make/apply patch, inseam, or front-hip pockets
- Use a simple lining
- Hand-sew buttons
- Make machine buttonholes
- Sew tucks or pleats
- Construct with a serger
- Use machine or hand applique
- Do machine quilting
- Use a twin needle
- Any other skill not listed

## **JUNIORS**

### **Grade 3**

#### **Exhibit:**

Create one clothing article to be worn by the 4-H member or another person demonstrating at least 2 skills from Sewing Skills and Techniques, 4-H-925-SC-W (listed below).

### **Grade 4**

#### **Exhibit:**

Create one clothing article to be worn by the 4-H member or another person demonstrating at least 2 skills from Sewing Skills and Techniques, 4-H-925-C-W (listed above), in addition to those learned in the prior grade.

### **Grade 5**

#### **Exhibit:**

Create one clothing article or a simple two piece outfit to be worn by the 4-H member or another person demonstrating at least 3 skills from Sewing Skills and Techniques, 4-H-926C-W (listed below). in addition to those learned in prior grades.

### **Grade 6**

#### **Exhibit:**

Create two garments that can be worn together to be worn by the 4-H member or another person demonstrating at least 4 skills from Sewing Skills and Techniques, 4-H-926D-W (listed below), in addition to those learned in prior grades.

### **Grade 7**

#### **Exhibit:**

Create an outfit that can be worn by the 4-H member or another person demonstrating at least 5 skills from Sewing Skills and Techniques 4-H-927C-W (listed below), in addition to those learned in prior grades.

**Grades 8, 9, 10, 11 and 12 Skills –** Demonstrate at least 6 of the following skills. Seam finishes are recommended on all exposed seams (except knits). Interfacing, understitching and trimming should be used when appropriate.

- Make darts or tucks
- Add lining
- Use underlining
- Add facings
- Add a placket
- Add lapels
- Insert sleeves
- Gather fabric
- Apply ruffles, trim, piping, binding, or ribbing (can be purchased or self-made)
- Insert elastic or add a drawstring
- Use shaped or curved seams
- Add a waistband
- Apply machine topstitching
- Make/apply patch, inseam, front hip, or welt pockets
- Match fabric design (i.e. plaids)
- Make shoulder pads
- Apply machine embroidery
- Do hand or machine beading
- Attach cuffs
- Make pleats
- Add boning
- Apply a collar and/or neckband
- Add vents (i.e. jacket)
- Hand-sew buttons
- Make machine or hand-bound buttonholes
- Make button loops
- Make self-covered buttons
- Sew with knit or other difficult fabric
- Use twin needle
- Make a reversible article of clothing
- Do hand or machine quilting
- Apply machine or hand applique
- Insert invisible, separating, fly-front, lapped, or hand-picked zipper
- Do a machine topstitched hem
- Do a hand-stitched hem
- Do a machine blind hem
- Use specialty threads (i.e. embroidery)
- Make French/self-enclosed, flat-felled/lapped, or Hong Kong/bound seams
- Use/apply lace work, smocking, or ruching
- Construct garment with serger
- Any other skill not listed

## **SENIORS (Grades 8-12 suggested)**

### **Exhibit:**

Youth may enter an exhibit in one or more categories. Create an outfit from one of the categories defined below that can be worn by the exhibitor or another person demonstrating at least 6 skills from Sewing Skills and Techniques, 4-H 927C-W (listed below) in addition to those learned in prior grades.

### **Categories:**

**Informal or Casual Wear:** A complete outfit of one or two pieces suitable for school, weekend, or casual, informal activities. In this category, a complete outfit is defined as a garment or garments that when put together make a complete look—such as one or two piece dress, or one or two piece pant suit, or a three piece combination, such as pants, vest, blouse or shirt.

**Dress Up:** This is suitable for special, church, or social occasions that are not considered to be formal. It may be an outfit of one or more pieces with or without its own costume coat or jacket (lined or unlined). This is not an outfit that would be worn to school, weekend, or casual, informal activities.

**Free Choice:** A complete outfit comprised of garments that do not fit in the other classifications. A complete outfit is defined as a garment or garments that when put together make a complete look such as one or two piece dress, or one or two piece pant suit, or a three piece combination, such as pants, vest, and blouse or shirt. Individual garment examples include: tennis wear, swim wear, athletic or sportswear, lounge wear, riding habits, historic, dance, theatrical, or international costumes, capes, and unlined coats.

**Suit or Coat:** The suit consists of two pieces including a skirt or pants and its own lined jacket. It is not a dress with jacket as in “dress up wear”. The coat is a separate lined coat. It will be judged separately as a coat with its own accessories.

**Separates:** Consists of three garments that must be worn as a coordinated complete outfit. In this category, a complete outfit is defined as a garment or garments that when put together make a complete look - a three piece combination, such as pants, vest, and blouse or shirt. Each piece should be versatile enough to be worn with other garments.

**Formal Wear:** This outfit may be one or more pieces suitable for any formal occasion, such as proms, weddings, and formal evening functions.

## **SEWING CONSTRUCTION *Fashion Revue***

**Superintendent:** Carol Lee—317-443-3275, Erin Needham—317-512-1871

**State Fair Entries:** Sewing Construction Senior Categories (Grades 8-12) - 6 participants (maximum of (2) per category) An exhibitor may participate in only one senior fashion revue category at state fair

**Public Fashion Revue Show:** Wednesday, June 10, 2026, at 7:00 p.m. - Lewis Creek Baptist Church

### **EXHIBIT GUIDELINES:**

- A 4-H'er has the option of participating in Fashion Revue categories for “Sewing Construction,” “Consumer Clothing,” “Sewing For Fun”, and/or “Wearable Art” in one year.
- Garments modeled must have been made by participants since the previous year’s county fair. The item modeled must be a wearable item. No non-wearables will be allowed to enter Fashion Revue.
- The garment modeled for Sewing Construction Fashion Revue must be made and modeled by the same person.
- State Fair categories - Open to 4-H members enrolled in Sewing Senior Category, Wearables and who are in Grade 8 and above. See Advanced Sewing Wearable Exhibit Categories for exhibit guidelines.
- A 4-H member modeling in State Fair categories at County level may enter any or all categories, but each Exhibitor is limited to one 4-H Sewing Fashion Revue Classification at State Fair.
- Outfits to be worn in the State 4-H Fashion Revue cannot be exhibited in any other 4-H exhibit section.
- County judging will be held on Wednesday, June 10, 2026.



## SEWING FOR FUN

---

**Superintendent:** Carol Lee—317-443-3275

### ***Not a State Fair Project***

#### **GREEN RECORD BOOK COMPLETION REQUIREMENT:**

- Complete a Shelby County Record Sheet.

#### **EXHIBIT GUIDELINES:**

- You cannot exhibit the same garment that you exhibit in the 4-H Sewing project nor the same item that you exhibit in the 4-H Arts and Crafts or Home Environment projects.
- Sewing For Fun may exhibit a Wearable and/or a Non-wearable item. All: Any sewn item, such as a garment for yourself or someone else, an item for the home, etc. Attach a 3" x 5" card listing fiber content and an explanation of care for the item: wash and dry (water temperature), drip dry, self-service dry clean, or commercial dry clean.
- If you make a garment, you may participate in the "Sewing for Fun" class in the 4-H Fashion Revue. You will be judged and awarded ribbons. No animals will be permitted to participate in Fashion Revue.
- Age categories for judging will be Clover (Grades 3 & 4), Junior (Grades 5, 6, & 7), and Senior (Grades 8, 9, 10, 11 & 12).

## SEWING FOR FUN *Fashion Revue*

---

**Superintendent:** Carol Lee - 317-443-3275, Erin Needham - 317-512-1871

### ***Not a State Fair Project***

**Public Fashion Revue Show:** Wednesday, June 10, 2026, 7:00 p.m. - Lewis Creek Baptist Church

#### **EXHIBIT GUIDELINES:**

- A 4-H'er has the option of participating in Fashion Revue categories for "Sewing Construction", "Consumer Clothing", "Sewing For Fun" and/or "Wearable Art" in one year.
- Garments modeled must have been made by participants since the previous year's county fair. The item modeled must be a wearable item. No non-wearables will be allowed to enter Fashion Revue.
- Item will be modeled by the person it was made for. The 4-H'er who made the item will also be present during judging to answer any questions. No animals will be permitted to participate in Fashion Revue.
- Sewing for Fun Fashion Revue judging will take place with the standard Fashion Revue judging.
- Sewing for Fun Categories will be judged separately from the Clothing Construction categories.
- Handcrafted garments made in the 4-H Crafts Projects may be modeled in 4-H Sewing for Fun Fashion Revue whenever the finished garment(s) meet the requirements of a Fashion Revue classification.
- Judging will be on Wednesday, June 10, 2026

# SHOOTING SPORTS Archery, Pistol, Rifle, and Shotgun

**Superintendent:** Bill Claytor - 812-350-0421 Donny Chambers - 317-538-9370

Shooting Sports Workshops are scheduled to begin January 17th and meet every other Saturday thru May 16, 2026. There will be a \$35.00 fee per discipline to help cover ammunition costs.

**State Fair Entries:** 1 per Level (3)

## GREEN RECORD BOOK COMPLETION REQUIREMENT:

- Complete a Shelby County Record Sheet.

## EXHIBIT GUIDELINES:

- Artificial Intelligence (AI) may be used, with parent permission, when creating this exhibit and is to be documented as a reference. A majority of the work to create this exhibit is to be the 4-H member's original work.
- **Firearms or ready to shoot bows are not allowed to be exhibited. Unstrung bows are permissible.**
- Live ammunition is not allowed to be exhibited (no powder or primer).
- An arrow with its arrowhead attached must be displayed in a secure case. An arrowhead without the arrow attached must be displayed in a secure case. An arrow may be displayed unsecured if its arrowhead is removed. Modern broadhead arrows are not allowed to be exhibited.
- See Poster Guidelines on Page 74 of the Shelby County Handbook.
- Displays involving firearms or bows may be exhibited as a photographic display on a poster or in a notebook following grade level guidelines.
- Handmade items must include information explaining how the item was made and its intended use. Photos are encouraged.

Judges evaluating exhibits should recognize individual differences and creativity, therefore using information in this document as a guide rather than a requirement.

### **Beginner**

(Grades 3 - 5 suggested)

Exhibit one of the following:

- Create an educational poster, notebook or display about a shooting sports topic of choice that is age/grade appropriate.

### **Intermediate**

(Grades 6 - 8 suggested)

Exhibit one of the following:

- Create an educational poster, notebook or display about a shooting sports topic of choice that is age/grade appropriate. Another option is to create an item to be used when developing shooting sports skills.

### **Advanced**

(Grades 9 - 12 suggested)

Exhibit one of the following:

- Create an educational poster, notebook or display about a shooting sports topic of choice that is age/grade appropriate. Another option is to create an item to be used when developing shooting sports skills. Youth can also design and complete an independent study activity.

# SMALL ANIMALS

## *Not a State Fair Project*

---

### **GREEN RECORD BOOK COMPLETION REQUIREMENT:**

- Complete a Shelby County Record Sheet.

### **EXHIBIT GUIDELINES:**

- Members CANNOT exhibit any animal in Small Animal and also in that specific animal project.
- Include additional information in your notebook each year. Just keep adding to the one you start. Make it nice and neat, this is part of the judging.
- To repeat this poster exhibit, you must select a different poster topic each year. See poster guidelines on page 74 of the Shelby County Handbook.
- Animal must be securely locked in its cage while on the Shelby County Fairgrounds.
- The Shelby County 4-H Advisory Council will not be responsible for accidents involving your small animal.
- Small animals will be released after judging.

### **Level 1** (Grades 3-5)

**Manual:** Shelby County Small Animals

Exhibit one of the following:

- Your small animal, plus a notebook. Your notebook should contain the following information about your pet:
  - where you got it
  - it's diet
  - how long have you had it
  - a picture of your pet or one similar to it out of a magazine
- Exhibit an educational poster. Exhibit should demonstrate what was learned and provide viewers with educational information. Examples of topics might be:
  1. Selection of Small Critters
  2. Care of Small Critters
  3. Feeding of Small Critters
  4. Equipment needed for care
  5. Others of your own choosing

### **Level 2** (Grades 6-8)

**Manual:** Shelby County Small Animals

Exhibit one of the following:

- Your small animal, plus a notebook. Your notebook should contain the following information about your pet:
  - information about your pet from the Beginner Level
  - experiment with the feeding or living conditions of your pet
  - the cost of your pet along with how much it costs to feed daily and any other costs that are involved
  - health issues (if yours is not sick, potential health concerns)
  - a picture of your pet or one similar to it out of a magazine
- Exhibit an educational poster. Exhibit should demonstrate what was learned and provide viewers with educational information. Examples of topics might be:
  1. Selection of Small Critters
  2. Care of Small Critters
  3. Feeding of Small Critters
  4. Equipment needed for care
  5. Others of your own choosing

### **Level 3** (Grade 9 - 12)

**Manual:** Shelby County Small Animals

Exhibit one of the following:

- Your small animal, plus a notebook. Your notebook should contain the following information about your pet:
  - information about your pet from the Beginner and Intermediate Levels
  - information about the species including scientific information, natural habitats, related species
  - breeding and reproductive information. a picture of your pet or one similar to it out of a magazine
- Exhibit an educational poster. Exhibit should demonstrate what was learned and provide viewers with educational information. Examples of topics might be:
  1. Selection of Small Critters
  2. Care of Small Critters
  3. Feeding of Small Critters
  4. Equipment needed for care
  5. Others of your own choosing

**NOTE: Proof of vaccination for Rabies is required for exhibiting a ferret.**

## **SMALL ENGINE**

---

**State Fair Entries:** One per Level (3)

**GREEN RECORD BOOK COMPLETION REQUIREMENT:** Complete a Shelby County Record Sheet.

### **EXHIBIT GUIDELINES:**

- See Poster Guidelines on Page 74 of the Shelby County Handbook.
- Artificial Intelligence (AI) may be used, with parent permission, when creating this exhibit and is to be documented as a reference. A majority of the work to create this exhibit is to be the 4-H member's original work.
- The actual small engine may be displayed if mounted on a stable base. For safety reasons, all fluids (fuel and oil) must be removed before taking the exhibit inside a building. A notebook is to accompany the engine display and include details and pictures of what was done to the engine.

Judges evaluating exhibits should recognize individual differences and creativity, therefore using information in this document as a guide rather than a requirement.

### **Beginner** (Grades 3,4 & 5 suggested)

Create an educational poster, notebook or display about any small engine topic of choice that is age/grade appropriate or a rebuilt small engine.

### **Intermediate** (Grades 6,7 & 8 suggested)

Create an educational poster, notebook or display about any small engine topic of choice that is age/grade appropriate or a rebuilt small engine.

### **Advanced** (Grades 9,10, 11 & 12 suggested)

Create an educational poster, notebook or display about any small engine topic of choice that is age/grade appropriate or a rebuilt small engine. Youth can also design and complete an independent study activity.

# SOIL AND WATER SCIENCE

---

**State Fair Entries:** One per Level (3)

## **GREEN RECORD BOOK COMPLETION REQUIREMENT:**

Complete a Shelby County Record Sheet.

### **EXHIBIT GUIDELINES:**

- See Poster and Notebook Guidelines on Page 74 of the Shelby County Handbook. Create an exhibit that shows the public what you learned in the soil and water science project this year.
- Artificial Intelligence (AI) may be used, with parent permission, when creating this exhibit and is to be documented as a reference. A majority of the work to create this exhibit is to be the 4-H member's original work.
- Choose one of the topics listed below, appropriate for your grade in school. Use an appropriate exhibit title.

Judges evaluating exhibits should recognize individual differences and creativity, therefore using information in this document as a guide rather than a requirement.

### **Beginner** (Grades 3-5 suggested)

Create an educational poster, notebook or display about any manual activity or on any soil and water topic of choice that is age/grade appropriate.

### **Intermediate** (Grades 6-8 suggested)

Create an educational poster, notebook or display about any manual activity or on any soil and water topic of choice that is age/grade appropriate.

### **Advanced** (Grades 9-12 suggested)

Create an educational poster, notebook or display about any manual activity or on any soil and water topic of choice that is age/grade appropriate. Youth can also design and complete an independent study activity.

# SPORTFISHING

---

**State Fair Entries:** One per Level (3)

## **GREEN RECORD BOOK COMPLETION REQUIREMENT:**

- Complete a Shelby County Record Sheet.

## **EXHIBIT GUIDELINES:**

- See Poster Guidelines on Page 74 of the Shelby County Handbook.
- Artificial Intelligence (AI) may be used, with parent permission, when creating this exhibit and is to be documented as a reference. A majority of the work to create this exhibit is to be the 4-H member's original work.

Judges evaluating exhibits should recognize individual differences and creativity, therefore using information in this document as a guide rather than a requirement.

## **Beginner** (Grades 3-5 suggested)

**Manual:** Sportfishing I (BU-7589)

Create an educational poster, notebook or display about a sportfishing topic of choice that is age/grade appropriate.

## **Intermediate** (Grades 6-8 suggested)

**Manual:** Sportfishing 2 (BU-7599)

Create an educational poster, notebook or display about a sportfishing topic of choice that is age/grade appropriate. Another option is to create an item to be used when developing sportfishing skills.

## **Advanced** (Grade 9 - 12 suggested)

**Manual:** Sportfishing 3 (BU-7600)

Create an educational poster, notebook or display about a sportfishing topic of choice that is age/grade appropriate. Another option is to create an item to be used when developing sportfishing skills. Youth can also design and complete an independent study activity.

# SPORTS

---

***Not a State Fair Project***

## **GREEN RECORD BOOK COMPLETION REQUIREMENT:**

- Completed Sports Record Sheet

## **EXHIBIT GUIDELINES:**

Sports projects will be judged in age/grade categories:

- Clover (Grades 3 & 4)
- Junior (Grades 5, 6, & 7)
- Senior (Grades 8-12)

- Exhibit a poster (see poster rules) on the safety rules, equipment, basic skills, exercise value, or other topic as it relates to your selected sport. Also include a brief story (no more than one page) telling your experiences about the sport.
- See Poster Guidelines on Page 74 of the Shelby County Handbook.

# TRACTOR

**State Fair Entries:** One entry per level (4) in each of Lawn & Garden Tractor Safety, Tractor Safety and Zero-Turn Mower Safety

## GREEN RECORD BOOK COMPLETION REQUIREMENT

- Complete a Shelby County Record Sheet.

## EXHIBIT GUIDELINES:

- See Poster Guidelines on Page 74 of the Shelby County Handbook.
- See Notebook Guidelines on Page 74 of the Shelby County Handbook.

Youth may exhibit in the operator skills option, educational exhibit option or both. Youth choosing to exhibit in the lawn and garden tractor, tractor, or zero-turn mower operator skills driving option must select one, but may be enrolled in all three projects. Shelby County does not offer the Operator Skills driving option. Please call our office if you are interested in participating.

Artificial Intelligence (AI) may be used, with parent permission, when creating this exhibit and is to be documented as a reference. A majority of the work to create this exhibit is to be the 4-H member's original work.

Judges evaluating exhibits should recognize individual differences and creativity, therefore using information in this document as a guide rather than a requirement

## LAWN AND GARDEN TRACTOR

Educational Exhibit

### Level A (Grades 3-4 suggested)

Create an educational poster, notebook or display about any manual activity or on any lawn and garden tractor safety, maintenance, operating system or operation topic of choice that is age/grade appropriate.

### Level B (Grades 5-6 suggested)

Create an educational poster, notebook or display about any manual activity or on any lawn and garden tractor safety, maintenance, operating system or operation topic of choice that is age/grade appropriate.

### Level C (Grades 7-9 suggested)

Create an educational poster, notebook or display about any manual activity or on any lawn and garden tractor safety, maintenance, operating system or operation topic of choice that is age/grade appropriate.

### Level D (Grades 10-12 suggested)

Create an educational poster, notebook or display about any manual activity or on any lawn and garden tractor safety, maintenance, operating system or operation topic of choice that is age/grade appropriate. Youth can also design and complete an independent study activity.

## TRACTOR

Educational Exhibit

### Level A (Grades 3-4 suggested)

Create an educational poster, notebook or display about any manual activity or on any tractor safety, maintenance, operating system or operation topic of choice that is age/grade appropriate.

### Level B (Grades 5-6 suggested)

Create an educational poster, notebook or display about any manual activity or on any tractor safety, maintenance, operating system or operation topic of choice that is age/grade appropriate.

### Level C (Grades 7-9 suggested)

Create an educational poster, notebook or display about any manual activity or on any tractor safety, maintenance, operating system or operation topic of choice that is age/grade appropriate.

### Level D (Grades 10-12 suggested)

Create an educational poster, notebook or display about any manual activity or on any tractor safety, maintenance, operating system or operation topic of choice that is age/grade appropriate. Youth can also design and complete an independent study activity.

## **ZERO-TURN MOWER**

Educational Exhibit

### Level A (Grades 3-4 suggested)

Create an educational poster, notebook or display about any manual activity or on any zero-turn mower safety, maintenance, operating system or operation topic of choice that is age/grade appropriate.

### Level B (Grades 5-6 suggested)

Create an educational poster, notebook or display about any manual activity or on any zero-turn mower safety, maintenance, operating system or operation topic of choice that is age/grade appropriate.

### Level C (Grades 7-9 suggested)

Create an educational poster, notebook or display about any manual activity or on any zero-turn mower safety, maintenance, operating system or operation topic of choice that is age/grade appropriate.

### Level D (Grades 10-12 suggested)

Create an educational poster, notebook or display about any manual activity or on any zero-turn mower safety, maintenance, operating system or operation topic of choice that is age/grade appropriate. Youth can also design and complete an independent study activity.

**OPERATOR SKILLS OPTION** - Call the Shelby County Extension Office for more information

The operator skills component is an educational and training activity conducted by adult 4-H volunteers. A parent or guardian is encouraged to be present when their child is operating a lawn & garden tractor, a tractor & wagon or trailer or zero-turn mower. The adult 4-H volunteer has the authority to deny a child the opportunity to participate in the operator skills option when it is deemed a child is unable to safely operate any of these vehicles due to size, weight, or any other reason that could place the child and/or others in harm.

### Junior (Grades 3-7 suggested)

Youth will demonstrate their operation skills by driving a lawn and garden tractor, a tractor and wagon or trailer **OR** zero-turn mower through an obstacle course as outlined in 4-H 84, Conducting 4-H Operator Safety Contests.

### Senior (Grades 8-12 suggested)

Youth will demonstrate their operation skills by driving a lawn and garden tractor, a tractor and wagon or trailer **OR** zero-turn mower through an obstacle course as outlined in 4-H 84, Conducting 4-H Operator Safety Contests.



# VETERINARY SCIENCE

---

**State Fair Entries:** 1 per Level (3)

## **GREEN RECORD BOOK COMPLETION REQUIREMENT:**

- Completed Shelby County Record Sheet

## **EXHIBIT GUIDELINES:**

- See Poster Guidelines on Page 74 of the Shelby County Handbook.
- Artificial Intelligence (AI) may be used with parent permission, when creating this exhibit and is to be documented as a reference. A majority of the work to create this exhibit is to be the 4-H member's original work.

Judges evaluating exhibits should recognize individual differences and creativity, therefore using information in this document as a guide rather than a requirement.

**Beginner** (Grades 3-5 suggested)

**Manual:** Veterinary Science 1 (BU8048)

Create an educational poster, notebook or display about any manual activity or on any veterinary science topic of choice that is age/grade appropriate.

**Intermediate** (Grades 6-8 suggested)

**Manual:** Veterinary Science 2 (BU8049)

Create an educational poster, notebook or display about any manual activity or on any veterinary science topic of choice that is age/grade appropriate.

**Advanced** (Grades 9 - 12 suggested)

**Manual:** Veterinary Science 3 (BU8050)

Create an educational poster, notebook or display about any manual activity or on any veterinary science topic of choice that is age/grade appropriate. Youth may also choose to develop a teaching aid, develop a project in conjunction with a veterinarian and present a report about that project and its findings, or another report of your choosing.

# WEATHER AND CLIMATE SCIENCE

---

**State Fair Entries:** One per Level (3)

**GREEN RECORD BOOK COMPLETION REQUIREMENT:** Complete a Shelby County Record Sheet.

## **EXHIBIT GUIDELINES:**

- See Poster and Notebook Guidelines on Page 74 of the Shelby County Handbook.
- Artificial Intelligence (AI) may be used, with parent permission, when creating this exhibit and is to be documented as a reference. A majority of the work to create this exhibit is to be the 4-H member's original work.

Judges evaluating exhibits should recognize individual differences and creativity, therefore using information in this documents a guide rather than a requirement

**Beginner** (Grades 3-5 suggested)

Create an educational poster, notebook or display about any manual activity or on any weather and climate topic of choice that is age/grade appropriate.

**Intermediate** (Grades 6-8 suggested)

Create an educational poster, notebook or display about any manual activity or on any weather and climate topic of choice that is age/grade appropriate.

**Advanced** (Grades 9-12 suggested)

Create an educational poster, notebook or display about any manual activity or on any weather and climate topic of choice that is age/grade appropriate. Youth can also design and complete an independent study activity.

# WELDING

## *Not a State Fair Project*

---

**GREEN RECORD BOOK COMPLETION REQUIREMENT:** Complete a Shelby County Record Sheet.

**EXHIBIT GUIDELINES:**

- See Poster Guidelines on Page 74 of the Shelby County Handbook.
- All metal welding processes accepted.

**Division I** (1st year welding project)

**Manual:** Electric Arc Welding, Safety, History and Background of Electric Welding

**Exhibit:**

- A poster with the title "Beginning Welding" with information which should include a picture of the welding equipment available to you, including safety equipment.

**AND**

- A display of 5 welding rods of different sizes and types. Label each rod as to size, heat range, metal type and metal thickness (gage).

**Division II** (2nd and 3rd years in welding. May advance to next level after 1 year in Division 2)

**Manual:** 4-H Electric Arc Welding: Beads and Joints

**Exhibit:**

- Begin with a piece of mild steel flat iron 5" x 8" x 1/4" on which you will weld.
  - a. Weld a row of straight beads
  - b. Weld a row of weave beads
  - c. Weld 2 pieces of flat iron in a "T" joint to the original flat iron. Do the corner weld vertically. The vertical corner weld should be at least 4" long. Weld the 2 pieces to the original flat iron with either a straight or weave beads.
  - d. BUTT weld another piece of flat iron 3" x 5" x 1/4" to the original piece of flat iron.
  - e. LAP weld another piece of flat iron 3" x 5" x 1/4" to the original piece of flat iron.
  - f. Weld your initials and the year on the back of the original piece of flat iron.

**Division III, IV and V** (4th - 10th years)

**Manual:** Arcs and Sparks: Shielded Metal Arc Welding & Division III, IV & V Record manual

**Exhibit:**

- One item which you have made or repaired. If it is a repaired item, indicate clearly the repairs you make. If it is an item you made, indicate its use, how long it took to make, and whether it is your original design. No item should exceed 3' x 3' unless you contact the Shelby County Extension Office prior to the Fair for permission to exhibit the item. The item may be useful, decorative, or artistic.
- The following criteria will be used for judging:
  - a. The quality of the welds used.
  - b. Appropriateness of welds used.
  - c. Quality of joints made (if any).
  - d. Appropriateness of joints selected to use (if any).
  - e. Usefulness of item made.
  - f. Overall appearance and neatness.

# WILDFLOWERS

---

**Superintendent:** Pam Robinson

**Not a State Fair Project**

## **GREEN RECORD BOOK COMPLETION REQUIREMENT:**

- Completed Shelby County Record Sheet.

## **EXHIBIT GUIDELINES:**

- Complete propagation record sheet.
- Display exhibit in a 3-ring notebook. See page 74 for guidelines. See each specific level manual for specific requirements.

## **Clover (Grades 3 & 4)**

### **Grade 3**

Identify 3 Indiana native wildflowers, complete identification sheet, label each wildflower as native, introduced or invasive.

Define 3 vocabulary words.

Grow 1 variety Indiana native wildflower from seed.

Keep a Journal and include one Pourquoi story.

### **Grade 4**

Identify 4 Indiana native wildflowers, complete identification sheet, label each wildflower as native, introduced or invasive.

Define 4 vocabulary words.

Grow 1 variety Indiana native wildflower from seed.

Keep a Journal and include one Pourquoi story.

## **Junior (Grades 5 - 7)**

### **Grade 5**

Identify 5 Indiana native wildflowers, complete identification sheet, label each wildflower as native, introduced or invasive.

Define 5 vocabulary words.

Grow 1 variety Indiana native wildflower from seed.

Keep a Journal and include one Pourquoi story.

### **Grade 6**

Identify 6 Indiana native wildflowers, complete identification sheet, label each wildflower as native, introduced or invasive.

Define 6 vocabulary words.

Grow 2 varieties Indiana native wildflower from seed.

Keep a journal.

Perform a community service project. Complete community record sheet.

### **Grade 7**

Identify 7 Indiana native wildflowers, complete identification sheet, label each wildflower as native, introduced or invasive.

Define 7 vocabulary words.

Grow 2 varieties Indiana native wildflower from seed.

Keep a Journal.

Perform a community service project. Complete community record sheet.

## **Senior (Grades 8 - 12)**

### **Grade 8**

Identify 8 Indiana native wildflowers, complete identification sheet, label each wildflower as native, introduced or invasive.

Define 8 vocabulary words.

Grow 2 varieties Indiana native wildflower from seed.

Keep a Journal.

Perform a community service project. Complete community record sheet.

List common and scientific names of four native plants that the Federal government has deemed threatened or endangered in the Great Lakes area. Complete Threatened or Endangered Plant form.

### **Grade 9**

Identify 9 Indiana native wildflowers, complete identification sheet, label each wildflower as native, introduced or invasive.

Define 9 vocabulary words.

Grow 3 varieties Indiana native wildflower from seed.

Collect, photograph or draw 3 Indiana native vines, complete identification sheet.

Keep a Journal.

Perform a community service project. Complete community record sheet.

### **Grade 10**

Identify 10 Indiana native wildflowers, complete identification sheet, label each wildflower as native, introduced or invasive.

Define 10 vocabulary words.

Grow 3 varieties Indiana native wildflower from seed.

Collect, photograph or draw 3 Indiana invasive plants, complete identification sheet.

Compare and contrast two species of Indiana native wildflowers.

Keep a Journal.

Perform a community service project. Complete community record sheet.

### **Grade 11**

Identify 11 Indiana native wildflowers, complete identification sheet, label each wildflower as native, introduced or invasive.

Define 11 vocabulary words.

Grow 3 varieties Indiana native wildflower from seed.

Identify 3 plants that have naturalized in Indiana, complete identification sheet.

Maintain 3 varieties of Indiana native wildflower plants for next year.

Keep a Journal.

Perform a community service project. Complete community record sheet.

### **Grade 12**

Identify 12 Indiana native wildflowers, complete identification sheet, label each wildflower as native, introduced or invasive.

Define 12 vocabulary words.

Maintain grade 11's three (3) varieties of Indiana native wildflowers grown from seed (if new this year, grow three from seed).

Complete propagation record sheet for over-wintered plants (if new this year, complete the record for the newly planted wildflowers).

Design a landscape.

Perform a community service project. Complete community record sheet.

Keep a Journal.

Display exhibit in a 3-ring notebook. See manual for specific requirements.

## WILDLIFE

**State Fair Entries:** One per Level (3)

---

### GREEN RECORD BOOK COMPLETION REQUIREMENT:

- Completed Shelby County Record Sheet

### EXHIBIT GUIDELINES:

- See Poster Guidelines on Page 74 of the Shelby County Handbook.
- See Notebook Guidelines on Page 74 of the Shelby County Handbook.
- Artificial Intelligence (AI) may be used, with parent permission, when creating this exhibit and is to be documented as a reference. A majority of the work to create this exhibit is to be the 4-H member's original work.
- Judges evaluating exhibits should recognize individual differences and creativity, therefore using information in this document as a guide rather than a requirement.

### **Beginner** (Grades 3-5 suggested)

Create an educational poster, notebook or display about any manual activity or on any wildlife topic of choice that is age/grade appropriate.

### **Intermediate** (Grades 6-8 suggested)

Create an educational poster, notebook or display about any manual activity or on any wildlife topic of choice that is age/grade appropriate.

### **Advanced** (Grades 9-12 suggested)

Create an educational poster, notebook or display about any manual activity or on any wildlife topic of choice that is age/grade appropriate. Youth can also design and complete an independent study activity.

## WOODWORKING

**State Fair Entries:** One per Level (4)

---

### GREEN RECORD BOOK COMPLETION REQUIREMENT:

- Complete a Shelby County Record Sheet.

### EXHIBIT GUIDELINES:

- See Poster Guidelines on Page 74 of the Shelby County Handbook.
- Artificial Intelligence (AI) may be used, with parent permission, when creating this exhibit and is to be documented as a reference. A majority of the work to create this exhibit is to be the 4-H member's original work.

### **Level 1** (Grades 3 & 4 suggested)

**Manual:** Measuring Up (BU-06975)

### ***Exhibit Options*** (select one of the following)

- Exhibit one article of choice made during the current 4-H program year demonstrating a minimum of five (5) techniques outlined in the Indiana 4-H Woodworking Tools, Techniques and Skills Chart 4-H 6875C-W. Exhibits may also include higher level techniques that have been mastered. Any higher level techniques will not be counted as part of the minimum five, but nevertheless will be evaluated for quality. A woodworking skills sheet is to be submitted with the exhibit for judging.
- Create an educational poster, notebook or display about any manual activity or on any woodworking topic of choice that is age/grade appropriate.

**Level 2** (Grades 5 & 6 suggested)

**Manual:** Making the Cut (BU-06876)

***Exhibit Options*** (select one of the following)

- Exhibit one article of choice made during the current 4-H program year demonstrating a minimum of five (5) techniques outlined in the Indiana 4-H Woodworking Tools, Techniques and Skills Chart 4-H 6875C-W. Exhibits may also include lower and/or higher level techniques that have been mastered. Any lower/higher level techniques will not be counted as part of the minimum five, but nevertheless will be evaluated for quality. A woodworking skills sheet is to be submitted with the exhibit for judging.
- Create an educational poster, notebook or display about any manual activity or on any woodworking topic of choice that is age/grade appropriate.

**Level 3** (Grades 7, 8, & 9 suggested)

**Manual:** Nailing it Together (BU06877)

***Exhibit Options*** (select one of the following)

- Exhibit one article of choice made during the current 4-H program year demonstrating a minimum of five (5) techniques outlined in the Indiana 4-H Woodworking Tools, Techniques and Skills Chart, 4-H 6875C-W. Exhibits may also include lower and/or higher level techniques that have been mastered. Any lower/higher level techniques will not be counted as part of the minimum five, but nevertheless will be evaluated for quality. A woodworking skills sheet is to be submitted with the exhibit for judging.
- Create an educational poster, notebook or display about any manual activity or on any woodworking topic of choice that is age/grade appropriate.

**Level 4** (Grade 10 - 12 suggested)

**Manual:** Finishing Up (4HCCS 6878)

***Exhibit Options*** (select one of the following)

- Exhibit one article of choice made during the current 4-H program year demonstrating a minimum of five (5) techniques outline in the Indiana 4-H Woodworking Tools, Techniques and Skills Chart, 4-H 6875C-W. Exhibits may also include lower level techniques that have been mastered. Any lower level techniques will not be counted as part of the minimum five, but nevertheless will be evaluated for quality. A woodworking skills sheet is to be submitted with the exhibit for judging.
- Create an educational poster, notebook or display about any manual activity or on any woodworking topic of choice that is age/grade appropriate.

# NOTES

## REMINDER:

All Livestock information (online enrollment, pen reservations forms, auction entry forms) and the Drop/Add for projects will be due MAY 15. Fair entry and YQCA/Indiana 4-H Quality Livestock Care are due by May 21.

# LIVESTOCK AND OTHER ANIMALS

Show times,  
Ownership Policy, General Exhibitors  
rules, Royal Showmanship, Livestock  
Auction,  
Animal Entry Procedures



**SHELBY COUNTY 2026 LIVESTOCK AND ANIMAL SCHEDULES**  
**COUNTY FAIR ENTRY/SHOW ENTRY AND PEN RESERVATIONS DEADLINE – MAY 15**

ANIMAL		CHECK-IN	SHOW	RELEASE
BEEF	4-H	Sunday, June 14 10:00 a.m. – 12:00 noon	Tuesday, June 16 10:00 a.m.	7 am - 10 am Saturday, June 20
CAT	4-H	Thursday, June 18 10:30 a.m.	Thursday, June 18 11:00 a.m.	Thursday, June 12 After Show
DAIRY CATTLE	4-H	Sunday, June 14 10 am -12 noon Option: Milking animals may come Tuesday, June 16 and Animals <u><b>must</b></u> <u><b>be</b></u> stalled by 7:00 a.m.	Tuesday, June 16 8:00 a.m.	Milking animals June 16 9 pm - 10 pm All others 7 am - 10 am Saturday, June 20
DOG	4-H - Show-manship, Obedience & Agility	Thursday, June 11 5:00 p.m.	Thursday, June 11 6:00 p.m.	Thursday, June 11 After Show
GOAT	Dairy & Utility Goats Pygmy & Meat Goats	Sunday, June 14 12 noon - 3 p.m.	Monday, June 15 8:00 a.m.	Saturday, June 20 7 am - 10 am
HORSE AND PONY	4-H		Friday, June 12 8:00 a.m.	Friday, June 12 After Show

WEIGH-IN WEIGH-IN IS MANDATORY FOR BEEF, SHEEP, SWINE, AND DAIRY WETHER/MEAT GOAT		
ANIMAL	DAY	TIME
Swine	Sunday, June 14	at Check-in
Beef	Sunday, June 14	at Check-in
Sheep	Sunday, June 14	at Check-in
Dairy Wether/Meat Goat	Sunday, June 14	at Check-in

ANIMAL		CHECK-IN	SHOW	RELEASE
LLAMAS & ALPACAS	4-H Showmanship Obstacle Costume Leaping Limbo	Thursday, June 18 11:00 a.m.-12 noon	Thursday, June 18 1:00 p.m.	Thursday, June 18 After Show
POULTRY & DECORATED EGG	4-H	Sunday, June 14 10:00 a.m. – 3 p.m.	Wednesday, June 17 3:00 p.m.	Saturday, June 20 7 am - 10 am
	Royalty Contest		Wednesday, June 17 After show	
RABBITS	4-H	Thursday, June 18 8:00-9:00 a.m.	Thursday, June 18 9:00 a.m.	Thursday, June 18 After show
	Ambassador Contest		Thursday, June 18 9:00 a.m.	
SHEEP	4-H	Sunday, June 14 12 noon - 3 p.m.	Monday, June 15 6:00 p.m.	Saturday, June 20 7 am - 10 am
SWINE	4-H	Sunday, June 14 6:30 - 9:30 a.m. (must be in line)	Wednesday, June 17 8:00 a.m.	Wednesday, June 17 for animals not going on Out Truck 9 pm - 10:30 pm
SHELBY ROYAL	4-H	Contestants -report to the podium 1/2 hour before start	1. Sunday, June 14 6:30 p.m. (2025 Competitors) 2. Friday, June 19 9:00 a.m. (2026 Competitors)	

The Livestock Auction for 4-H animals will be held on Friday, June 19, 2026 starting at 1:00 p.m.

Mini 4-H Goats, Sheep & Swine show will be on Tuesday, June 16 starting at 6:00 p.m.

Mini 4-H Cat show will be on Thursday, June 18 at 11:00 a.m.

Mini 4-H Rabbit show will be Thursday, June 18 during the 4-H Rabbit show starting at 9:00 a.m.

For notice of any changes which may occur regarding 4-H schedules, consult "SC 4-H News," the 4-H Newsletter and our website, [www.extension.purdue.edu/shelby](http://www.extension.purdue.edu/shelby). Any changes in schedule or time will be posted at the fair livestock office.

## 2025 Required Animal ID by Species

The below table lists the different individual types of animals and their respective form of identification that is required in which to be eligible for 4-H animal shows at the Shelby County Fair and the Indiana State Fair. It is these ID types that are required to be in Indiana 4-H Online by the respective deadline. Any of these IDs that are missing, incomplete or incorrect could result in state fair ineligibility.

Species	County Level Requirements	IN State Fair Requirements
Beef and dairy beef steers	840-RFID tag and 5-digit county tag	840-RFID tag and 5-digit county tag and DNA Sample
Commercial & Market heifers & Dairy Feeder	840-RFID tag and 5-digit county tag	840-RFID tag and 5-digit county tag and DNA Sample
Beef, Registered heifers	840-RFID tag and tattoo	840-RFID tag and tattoo and DNA Sample
Dairy cattle	840-RFID tag	840-RFID tag and animal's registered name & registration number (or dam's registration number) and DNA Hair Sample
Dairy goat females, registered	Breed Registry Tattoo	Breed Registry Tattoo
Dairy goat wethers	5-digit county tag or tattoo	5-digit county tag or tattoo
Meat goat wethers	5-digit county tag or Scrapies tag	840-RFID Tag and 5-digit county tag and DNA Hair Sample
Boer goat females	Breed Registry Tattoo	Breed Registry Tattoo and DNA Hair Sample
Market goat does	5-digit county tag	840 RFID Tag and 5-digit county tag and DNA Hair Sample
Pygmy goats-Registered	Breed Registry Tattoo or Microchip that matches registration papers	Breed Registry Tattoo or Microchip that matches registration papers
Pygmy goats—Unregistered	Official USDA Scrapie Tag or Tattoo	Official USDA Scrapie Tag or Official Scrapie Tattoo
Horse and pony	Color picture (highly encouraged)	Two Color pictures
Llama and alpaca	Color picture	Two Color pictures
Market lambs	5-digit county tag	840-RFID tag and 5-digit county tag and DNA Hair Sample
Commercial ewes	5-digit county tag or farm/flock tag	840-RFID Tag and 5-digit county tag/or official scrapies tag and DNA Hair Sample

## 2026 ANIMAL OWNERSHIP POLICY

Each 4-H member shall own his/her own 4-H animal and/or livestock exhibit. Ownership, personal possession, and regular care of the animal must be in effect on or before the county and state enrollment deadlines and continuously until after the 4-H show at the county and/or state fair.

For 4-H breeding animals, family corporations and/or partnerships of 4-H members with one or more parents, siblings, grandparents, aunts, uncles, or legal guardians is acceptable.

For 4-H dairy cattle, family corporations and/or partnerships of the 4-H member with unrelated persons or dairy operations are also acceptable.

Dairy cows (as long as the animal is being shown by same 4-Her from 2020 and forward) and heifers, horses, ponies, alpacas and llamas may be leased, subject to approval of both the county 4-H dairy, horse and pony or llama committee and the respective County Extension Educator. 4-H animals (horse and pony, dairy, alpacas and llamas) are only eligible to be leased by a single 4-H member in a 4-H program year. COUNTY ONLY - All other species may be leased, but not shown at the state fair, subject to approval of the livestock superintendents. These leased animals are not eligible to sell in the Livestock Auction. The lease agreement forms are due in the Shelby County Extension Office by May 15th.

4-H animals are expected to be in the possession and regular care of the 4-H member who owns/leases them (unless other arrangements have been agreed upon by the County 4-H Extension Educator) from the animal ID deadline until the conclusion of the county and/or State Fair.

4-H market animals and commercial animals must be individually identified and verified under the supervision of the county 4-H program at county identification events by May 15th. These species include market lambs and commercial ewes, dairy wethers, dairy feeder steers, dairy beef steers, beef steers, market and commercial heifers, meat goat wethers and market wether dams.

4-H animals purchased, sold or offered for sale after the ID deadline and prior to the Indiana State Fair (including animals that have gone through a "Premium Only Auction"), shall not be eligible to be shown in the 4-H show at the Indiana State Fair. Sale of products of animals (milk, cheese, wool, etc.) in lieu of the animal, are considered equivalent to a "Premium Only Auction".

4-H animals exhibited after the May 15 State 4-H animal deadline at any show by anyone other than the individual whose 4-H enrollment record is connected to the ID of the animal in Indiana 4-H Online will not be eligible to be shown in the 4-H show at the Indiana State Fair. This term/condition does not apply to siblings, who may show each other's animals at any show during the year without jeopardizing State Fair eligibility. 4-H animals that are selected by 4-H Extension Staff or 4-H Adult Volunteers for use in supreme showmanship contests (Master Showmanship, Round Robin, etc.) may be used in those county events without jeopardizing State Fair eligibility. This policy applies to all 4-H animal projects. For animal projects without state ID deadlines, the person who enters them in the Indiana State Fair 4-H show is the equivalent of the owner of the animals.

Temporary guardianships established for the intent of animal exhibition or grooming purposes are not permitted and shall result in immediate disqualification.

The 4-H member must provide the address of the animal's location. We reserve the right to have a random spot check for ownership and possession of animals by a committee appointed by the 4-H Advisory Council.

State Ownership for Beef, Dairy Cattle, Goats, Horse & Pony, Llama, Sheep, and Swine must be done online by May 15th. Pen Reservation Forms must be filled out for Beef, Dairy Cattle, Dairy Goat, Llama/Alpaca, Meat Goat, Pygmy Goat, Sheep, Swine & Utility Goat. These forms are due by May 15. If any forms are sent by the U.S. mail and/or left in the drop box at the Extension Office, it is the 4-H member's responsibility to verify the office has received the form(s). Animals requiring identification (ear tag/tattoo) may have earlier deadline (Beef and Dairy Steers, Beef Heifers, Market Beef Heifers, Meat Goats and Sheep). Forms will be available at the Shelby County Extension Office, 20 W Polk St, Suite 201, Shelbyville, IN 46176, prior to deadline date.

In case of hardship, a written and signed request for permission to make a late entry must be submitted to the County Extension Youth Educator. The final decision will be made by the Overall Livestock Superintendent, Specie Superintendent and the Youth Educator. Refer to Grievance Procedure in case of conflict of interest.

## **SUPERINTENDENT GUIDELINES**

1. There will be two (2) Co-Superintendents of each species. Each Co-Superintendent will serve a 3-year term & can serve up to 6 years during any 9-year period with a minimum of a 3-year layout before the individual is eligible to serve again. In the event that there is no one to fill the Co-Superintendent role for a species when the position is open, the outgoing volunteer may choose to serve another term.
2. Attend all livestock meetings and superintendent meetings and if unable to attend will meet with the 4-H Extension Educator within two weeks following the meeting.
3. Hold one livestock workshop or meeting annually to assist the members enrolled in your species in the care of their animal and preparation for the fair.
4. Attend and assist at the county tagging date for your species.
5. When necessary, assist the County Educator in re-tagging of animals.
6. Assist the County Extension Youth Educator by providing a list of suggested judges for the show when requested.
7. Assist the County Extension Youth Educator by providing a list of suggested names for recorder, announcer, ring assistant, etc. by June 1st. All people assisting at the show must have a completed Assigned Volunteer Form (if they are not already an approved volunteer) on file in the Extension office.
8. Check the entries for your specific species before the fair.
9. Check the breeds to see if they are in the appropriate class.
10. Assist the Shelby County Fair Livestock Superintendent in assigning 4-H members stalls, cages, pens, and tie-outs.
11. Once the 4-H'er arrives on the grounds and before the animal is checked in, check all the papers (health, registration, etc.).
12. Organize and run check-in at the fair for your specific species.
13. Organize and run weigh-in at the County Fair for your specific species.
14. Coordinate the show to meet the judge's specifications.
15. Check trophies and ribbons in the Extension Office before the fair to prevent duplicating, and mis-marking trophies.
16. Upon completion of the show, turn in the results at the 4-H office.
17. Work with the Shelby Royal Showmanship Contest Committee and provide the animals and other services as requested by the committee members.
18. Assist with the Livestock Auction for 4-H animals (sale set-up and order of sale).

## **LIVESTOCK AND ANIMAL GENERAL EXHIBITORS RULES**

A 4-H livestock/animal project is considered completed if:

1. Must be a current 4-H Member
2. Completed 4-H Project Record Sheet(s) are turned in by Wednesday prior to the Fair; and,

COMPETITION IN 4-H LIVESTOCK/ANIMAL PROJECTS IS CONSIDERED A PRIVILEGE, AND THE 4-H MEMBER MUST CONFORM TO RULES CONTAINED HEREIN.

These rules apply to all 4-H Livestock and/or Animal project members, except as noted within the specific species rules.

## LIVESTOCK/ANIMAL ENTRY RULES

Pre-entry is required for all species of 4-H animals. Check Entry Rules under specific animal rules.

### Indiana 4-H Quality Livestock Care (YQCA alternative)/YQCA (Youth for the Quality Care of Animals)

An alternative to the YQCA training will be offered each year. It is the Indiana 4-H Quality Livestock Care (IQLC). 4-Hers will be offered this in-person training which will certify them for County and Indiana State Fair livestock shows. If you show in open shows, you will need to check the requirements for showing (they may require YQCA). YQCA will need to be completed online and a copy of your completion will need to be provided to the Extension office. A 4-Her must complete either the Indiana 4-H Quality Livestock Care or the Youth for the Quality Care of Animals in order to exhibit beef cattle, dairy cattle, swine, sheep, meat goats, dairy goats, poultry and rabbits. These are annual programs that must be completed to be eligible to show your animals. More information about YQCA is available at <http://yqcaprogram.org>. Requiring this training should not be viewed as just another rule but rather as an important educational opportunity for 4-H livestock members. Making this an exhibition requirement is how we are ensuring that 4-H members learn about quality assurance, but it really has nothing to do with animal exhibition. The reason for this requirement is so youth learn best management practices with their animals. The Indiana 4-H Quality Livestock Care will be in-person and will cost \$3.00. The YQCA course must be completed (online only) for a fee of \$12.00.

The goals of having 4-H members complete the IQLC/YQCA program include ensuring that:

- Youth will be more prepared to be ambassadors for animal agriculture in their role as youth livestock exhibitors.
- Animals from youth livestock programs are treated with the utmost care.
- 4-H members are contributing to a safe, wholesome food supply.

Indiana 4-H Quality Livestock Care or YQCA needs to be completed by May 21st for Beef, Dairy Cattle, Goats, Poultry, Rabbit, Sheep and Swine exhibitors. If you choose to complete the YQCA program, you must provide a copy of your completion certificate to the Extension Office by May 21st. Failure to complete one of these programs will make the 4-Her ineligible to show their animal(s).

## ARRIVAL/STALLING/RELEASE PROCEDURES

1. **HEALTH REQUIREMENT** -- No Certificate of Veterinary Inspection will be required for animals that originate in the State of Indiana; but upon arrival at the fairgrounds the animal may be subjected to a point of inspection. If an animal is deemed unhealthy by the Inspector, it is the owner's responsibility that they remove the animal from the fairgrounds immediately and must provide proof that the animal has been cleared to re-enter the fairgrounds. Animals that do not originate in the State of Indiana must provide a Certificate of Veterinary Inspection.
2. **CHECK-IN:** The time frame for check-in for a species may be extended with approval from the 4-H Youth Educator, County Extension Director or Overall Livestock Superintendent due to hardship situations.
3. Animals cannot be unloaded until they are inspected by a designated inspector.
4. There is no stall/cage/pen fee for 4-H entries. Request may be made for equipment stall when available and approved by the superintendent.
5. Each 4-H Exhibitor must furnish his/her animal with bedding, water container, feed container, and feed. 4-H'er is responsible for feeding and care of animal unless other arrangements are made with 4-H superintendent.
6. Fans must have proper safety-approved shrouds.
7. No power washers will be allowed
8. Each 4-H Exhibitor must furnish his/her own clean-up equipment, such as broom, shovel/scoop, wheel barrow, etc.
9. All stalls/cages/pens must be kept clean and well-bedded at all times, or premiums will be forfeited. The Fair Livestock Superintendent will designate location for 4-H member to dispose of manure, straw, and other animal waste.
10. Grooming and fitting of animals must be done within 20 feet of the livestock barn.

11. RELEASE: 4-H animals and Exhibitors will be released at the published times.
12. **All 4-H stalls/cages/pens and areas under and nearby must be cleaned upon leaving or premiums will be forfeited. If you have any questions about the cleanliness of your pens, check with your species superintendent for release. The Superintendent will check and clear pens for cleanliness.**

#### **EARLY ANIMAL RELEASE PROCEDURE- Milking Dairy Cattle Females & Swine ONLY**

1. Eligibility for Early Release
  - Animals may be released at 9:00 pm on the night of their respective livestock show.
  - Exhibitors wishing to release animals early must complete the required steps below.
2. Early Release Card
  - An Early Release Card must be completed and submitted at livestock check-in on Sunday, June 14, 2026.
  - Cards will be reviewed and approved by the appropriate Project Superintendent(s) and/or the 4H Youth Educator.
3. Release Process
  - Approved animals may not leave the fairgrounds prior to 9:00 pm on the night of their show.
  - Trucks and trailers may not line up prior to 9:00 pm
  - All animal releases and check-outs must be conducted in the presence of the Project Superintendent(s) and/or the 4-H Youth Educator.
4. Pen/Stall Cleanout Requirement
  - Pens/stalls must be completely cleaned out the same night the animal is released.
  - Bedding, feed & waste must be removed and placed in designated disposal areas before the exhibitor leaves the fairgrounds.
  - The Project Superintendent(s) and/or the 4-H Youth Educator must confirm that cleanout has been completed before is considered final.
5. Accountability
  - Early release approval is contingent upon compliance with all steps in this procedure.
  - Failure to properly clean stalls/pens, follow release rules or complete the check-out process with the designated authority may result in loss of premiums, awards or eligibility for future early release.

#### **SHOW/EXHIBITOR INFORMATION**

1. ASSISTANT SHOWMAN - Only Shelby County 4-H members may show in 4-H classes in Shelby County. Only members having more than one animal showing at the same time may have another Shelby County 4-H member show his/her animal for them. Exceptions to this must be approved by the Overall Livestock Superintendent and 4-H Educator. Exceptions might include schooling, military, family emergencies, etc.
  - The Shelby County 4-H Assistant Showman Request form is due to the Extension Office by 4:00 p.m. on Monday, June 1, 2026. (Emergency requests should be made as soon as possible.
2. If, in the opinion of the 4-H Livestock/Animal Superintendent, Judge, and/or other official designated by Superintendent, the Exhibitor cannot handle the animal in the show ring, the Exhibitor will be requested to exit the ring or judging table with the animal.
3. Any entry deemed unsafe or treated inhumanely may be excused by judge or superintendents.
4. No unauthorized adults are permitted in show rings, at rabbit judging tables, or to handle poultry and cats during shows.
5. Judges decisions are final.
6. Animals should be washed only in wash racks. No power washers.
7. DRESS CODE - Any unsafe or inappropriate attire may cause you to not be allowed to show your animal. This decision will be made by the species superintendent. It is recommended that safe footwear & non-revealing clothing be worn in the show ring.

#### 4-H LIVESTOCK/ANIMAL GENERAL INFORMATION

**PEN SET UP: Poultry - Thursday, June 11, 2026 at 5:00 p.m. at the Poultry Barn**

1. It shall be the duty of 4-H livestock/animal Superintendents to supervise their respective departments to enforce the rules and regulations of the 4-H Advisory Council as set forth by the By-Laws and the orders of the Board of Directors or Executive Committee, in agreement with state 4-H policy.
2. The Shelby County 4-H Advisory Council will exercise care to avoid damage to any article or animal but will not be responsible for losses and/or accidents. Entries are accepted on these conditions.
3. Anyone wishing to file a grievance in regards to any of the 4-H livestock/animal shows, see GRIEVANCE PROCEDURE section in this Handbook.
4. Any condition pertaining to a 4-H Show that is not covered in these rules will follow the State Fair Rules.
5. **NEW AS OF FEBRUARY 2025**  
Exhibitors shall be responsible for the continuous care, grooming, and preparation of their own animals entered into the Indiana State Fair. An exhibitor may receive assistance in the care, grooming and preparation of the livestock entered in the Indiana State Fair, provided that the assistance shall be limited to explanation or demonstration and that the exhibitor is involved in the preparation.
6. Any 4-H member who may need a special accommodation to be successful in completing their project should contact the project superintendent and/or the Extension Office prior to the Fair.
7. All animals must meet breed characteristics. Superintendents & 4-H Youth Educator will have the final decision.
8. **Any foreign substance (besides water and untreated feed) which may include but not limited to drugs, vitamins, minerals, medicated feeds, and sprays, may only be given to animals on the Shelby County Fairgrounds with the approval and supervision of two of the following four individuals: Overall Livestock Superintendent, Species Superintendent, 4-H Youth Educator, ANR Educator. The foreign substance being given must have original bottling and labeling on the fairgrounds at the time of approval and treatment. At the time of administration of the foreign substance a form will be signed by the 4-H member, person administering the drug (if different than 4-H member), 4-H member's guardian and two approving individuals. Violation of this policy may result in loss of show, awards, ribbons, and premiums. Foreign Substance Approval Forms are available at the Livestock Office.**
9. All Beef and Dairy Steers must be identified by March ID date to be eligible for the Rate of Gain contest. All sheep must be identified by May ID date. Boer Goat wethers must also be tagged. This will be done in May for those wanting to participate in the Rate of Gain Contest.

#### 4-H LIVESTOCK/ANIMAL PREMIUMS AND RECORDS

1. 4-H premiums in livestock/animal projects will be paid during General Project pick-up. 4-H'er must have completed and submitted livestock record sheets by deadline. Premium money not picked up at that time will be forfeited. No livestock premium money will be mailed.
2. 4-H Record Books must be turned in to the Shelby County Extension Office or at project judging no later than 4:00 p.m. Wednesday the week before the fair starts.
3. 4-H Livestock/Animal Records must commence no later than May 15, unless otherwise stated in species rules! It may be appropriate for some species to have records commence as early as the Fall of the previous year, such as Beef or Sheep.

#### STATE FAIR 4-H EXHIBITOR INFORMATION

1. 4-H members exhibiting livestock/animal projects in 4-H sections at the State Fair are required to make entries directly to the State Fair by the appropriate deadlines, including any appropriate fees. Contact the Shelby County Extension Office for details. 4-H'er is responsible for correct class letters and lot numbers.
2. 4-H members may choose to attach a copy of their animal's registration paper to the 4-H



enrollment form for all registered beef heifers, Boer goat does, dairy goats, dairy cows and dairy heifers. Attaching a copy of the animal's registration paper would serve as an insurance policy against a 4-H member making a mistake when filling out the front of the enrollment form. If a 4-H member chooses to attach a copy of their animal's registration paper to the 4-H enrollment form, they would still need to list the animal's registration number, tattoo, birth date, breed and name (for dairy cattle only) on the front of the enrollment form.

3. Siblings will be allowed to co-enroll beef and dairy cattle, just as they have sheep and swine in the past years.
4. 4-H member and parent signatures on entries verifies accuracy and completeness and consents to drug and/or steroid testing as a condition of entering. Extension Educator signature only verifies 4-H membership.
5. Animals exhibited at the State Fair should be owned continuously by the 4-H member until the conclusion of State Fair exhibition. Animals sold during County Fair auctions are not eligible for State Fair exhibition. Identification of animals sold will be filed with the State 4-H Office.
6. Beef steers, dairy market steers, dairy feeder steers, unregistered commercial heifers, sheep and meat goat wethers must have the RFID tag to be eligible for the 2025 Indiana State Fair 4-H shows. 4-H members who wish to exhibit in Open classes must pre-register by the published deadline in early July, in compliance with State Fair policy. For more information and official Entry Form, contact the Shelby County Extension Office.
7. Upon check-in at the State Fairgrounds, an animal affidavit ([www.indianastatefair.com](http://www.indianastatefair.com)) shall be submitted for all animal exhibits (i.e., market and breeding) in the Beef Cattle, Dairy Cattle, Swine, Sheep, Dairy Goat, Boer Goat & Meat Goat Departments. Other Departments (e.g., Horse & Pony) may require animal affidavits at their discretion and as part of drug

## **Exhibition Deadlines**

- May 15 - All animals requiring 4-H Animal Identification must be identified in 4-H Online. This includes Beef, Dairy Cattle, Goats (Dairy, Meat (including Myotonic) & Pygmy), Horse & Pony, Llamas & Alpacas, Sheep & Swine. Shelby County does not require Cats, Dogs, Poultry, Rabbits or Utility Goats to be identified in 4-H Online.
- May 15 - For Shelby County this is the registration deadline as well as the Drop/Add for projects.
- May 15 - Pen Reservation Forms and Livestock Auction Forms are due.
- May 21 - 4-Hers exhibiting Beef Cattle, Dairy Cattle, Dairy Goats, Meat Goats, Poultry, Rabbits, Sheep, & Swine must complete the Indiana 4-H Quality Livestock Care or the Youth for Quality Care for Animals (YQCA) must be completed by this date. 4-Hers completing the YQCA must provide the Extension Office with a copy of their completion certificate.
- May 1 - 21 - All exhibits must be entered into Fair Entry.
  - ◊ Livestock - must identify the classes they will be showing their animals in. Those missing the deadline must enter their animal in Fair Entry (computer will be provided) before the animal may be unloaded from the trailer. They will not receive any premium money earned.
  - ◊ Non-Livestock - must identify the classes they will be entering their project in. Those missing the deadline will be required to enter their projects in Fair Entry at judging before proceeding to the Judge's table and will not receive premium money.

## **HERDSMANSHIP**

4-H Herdsman winners are picked in Beef, Dairy, Goats, Lama, Poultry, Rabbits, Sheep, and Swine. Award can be received by an individual member or family. The selection committee will be appointed by the Advisory Council.

Judging Criteria may be as follows but not limited to:

1. Condition of pens or stalls:
  - a. No feed pans left in pens (exception: Poultry)
  - b. Bedding clean and dry
  - c. Pens and stalls cleaned daily
  - d. Equipment and feed area is clean

2. Conditions of aisle around pens:
  - a. Swept and free of trash at all times
  - b. Aisle sprinkled to keep dust down
3. Conditions of the animals at the Fair:
  - a. Animals are clean and properly fitted
  - b. Animals are properly trained
  - c. Animals must have no visual parasites
  - d. Animals are properly fed and watered
4. Conduct of the 4-H'er at the Fair:
  - a. Courteous and polite
  - b. Not involved with unethical practices
  - c. Cooperative at all times
5. Promoting 4-H to the public:
  - a. Stall cards, back drops, signs, etc.
  - b. Stall cards are available to 4-H'ers at the Fair Livestock Office.

An award will be given to the top individual or family in each species, to be presented at the Livestock Auction.

## MENTAL ATTITUDE AWARD

Criteria for this award is as follows:

1. Must be a ten year Shelby county 4-H member enrolled and showing in at least one of the following species: beef cattle, dairy cattle, goat, sheep or swine.
2. This individual is courteous, polite, and cooperative to everyone within the 4-H program.
3. This individual goes out of their way to be helpful to others in the barns.
4. This individual shows good sportsmanship and is not involved in or with any unethical practices at anytime throughout the fair.

This award is to be selected by the superintendents of the five species listed above and the overall superintendent(s) of livestock.

This award is to be presented at the Shelby County Livestock Auction.

## SHOWMANSHIP

SHOWMANSHIP PREMIUMS: \$2, \$1, \$1

1. Showmanship applies to the following projects: Beef Cattle, Dairy Goat, Dairy Cattle, Lama, Meat Goat, Rabbit, Pygmy Goat, Swine, Poultry, Sheep, Utility Goats
2. Order of Show: To be determined by the Superintendent.
  - SENIOR SHOWMANSHIP  
4-H Exhibitors in Grades 8 and above (grade on January 1 of the current year). The winner will qualify for the Shelby Royal.
  - JUNIOR SHOWMANSHIP  
4-H Exhibitors in Grades 3 - 7 (grade on January 1 of the current year). Once an Exhibitor is the Junior Showmanship winner, he/she is only eligible to compete in Senior Showmanship. (No advancement to Senior in current year he/she wins Junior Showmanship.)
  - NOVICE SHOWMANSHIP  
(Optional) Open to any 4-H'er who has not exhibited in this 4-H project before and who has not reached his/her thirteenth (13th) birthday in the current calendar year. Novice winner will not move up in current year.
    - An Intermediate Showmanship class might be added to a species if determined necessary by the Superintendent because of the number of participants.
3. Contestant must be enrolled in the project during the current year.
4. CONTESTANTS MUST SHOW THEIR OWN (owned or leased) ANIMAL. Once an animal is listed for a 4-H'er on the show bill, that animal cannot be transferred to or shown under another 4-H member's name. That animal must have been shown by the 4-H'er in a class at the Shelby County Fair.

# SHELBY ROYAL

**Dates of Shows:** 1) Royal for 2025 winners - Sunday, June 14, Show Barn at 6:30 p.m. 2) Royal for 2026 winners - Friday, June 19, 2026, Show Barn at 9:00 a.m. (In 2026, there will be 2 Royals. The 2025 winners compete in 2026 and the 2026 winners will also compete in 2026. Winners of the respective senior showmanships will hereafter compete in the year they become eligible.)

The purpose of the Shelby Royal Showmanship Contest will be to determine an overall showmanship winner in six different livestock species. The Shelby Royal will be strictly a showmanship contest; grooming of animals will not be judged.

**Participants:** The Shelby Royal Committee will select the highest placing Senior Showmanship Winner in each of six species (Beef Cattle, Sheep, Swine, Goat, Dairy Cattle and Horse & Pony.).

**Eligibility:** Participants must be enrolled in a 4-H Livestock project and be of current 4-H membership eligibility and project exhibition eligibility in Shelby County during the year they qualify. If a 4-H member wins the right to participate in the Shelby Royal for more than one species in the same year, then he/she will have to represent their first qualifying species. Past winners of the Shelby Royal will not be eligible to compete in the Shelby Royal.

Any 4-H'er may decline to be in the contest. In this event, the next highest placing participant (first alternate) should be prepared to participate. Species Senior Showmanship Alternates are to be present at the Royal.

**Order of Show (tentative):** Swine, Horse & Pony, Goats, Sheep, Dairy Cattle, and Beef Cattle. Animals will be numbered and contestants will draw in advance for the animal they will be showing. Contestants will not enter the ring with their own animal but at the judges discretion the animals may be switched to their owner.

**Ranking:** Judges will rank the showmanship skills of the six individuals in each of the six animal categories. Rankings from the six species performance contests will be added to compute the overall Showmanship Royal winner.

**Judging:** As in any livestock judging contest, judges reserve the right to ask questions. Decision of the judges will be final. A species will be selected at random before the start of the contest to determine a winner in the event of a tie. The contestants involved in the tie will be placed accordingly of how they were placed in the selected species.

**Awards:** The Champion will be announced at the conclusion of the contest. Each of the six (6) participants in the Royal will receive a gift card. The overall winner will receive an extra gift card in recognition of his/her outstanding achievement.

**Animals and Supplies:** 4-H Beef Cattle, Sheep, Swine, Goat, Dairy Cattle, and Horse and Pony Superintendents, in cooperation with the Shelby Royal Committee, will assist with procuring animals and supplies needed for the competition. Each of the contestants will be provided with supplies and an animal to show.

**Supervision of Contest:** The Shelby Showmanship Royal Contest is under the direction of the Shelby Royal Contest Committee. Shelby County Royal Showmanship Committee may consist of, and/or be assisted by Overall Livestock Superintendent, 4-H Beef, Dairy Cattle, Goat, Horse & Pony, Sheep, and Swine Superintendents. (Committee members are subject to change.)

The 4-H Advisory Council reserves the right to evaluate and amend these rules prior to the beginning of the calendar year of each County Fair.

## ERIN O'NEILL MEMORIAL SCHOLARSHIP

This Scholarship will be given at the end of the Shelby Royal in memory of Erin O'Neill. Erin was a Mini 4-H'er and a ten year Shelby County 4-H member. Erin exhibited horses and also showed her collie, Lucky, in dog obedience and agility and also showed rabbits during her 4-H career. She showed at the Indiana State Fair as well as major Paint and Quarter Horse shows throughout the country. Erin's father, Bo, states that Erin had a passion for showing anything with four legs. Erin added to her showing accolades by winning the Shelby County Royal in 2011. The amount of this Scholarship is \$250.00.

### Criteria:

- ◆ 4-H'er must be a contestant in the current Shelby Royal.
- ◆ 4-H'er must exemplify the characteristics and qualities of a young leader in our community.
- ◆ 4-H'er exhibits a positive and helpful attitude to others throughout the entire fair week.
- ◆ A 4-H'er may only win this Scholarship one time.

The Scholarship winner will be selected by a committee comprised of the Livestock Superintendents (of the species in the Royal) and the Overall Livestock Superintendent(s).

## LIVESTOCK AUCTION FOR 4-H ANIMALS

Friday, June 19, 2026, 1:00 p.m.

1. 4-H Exhibitor may sell one (1) specie only
  - Steer
  - Market Lamb
  - Barrow
  - Grand Champion Dairy Milking Cow
  - Grand Champion Dairy Goat Milking Doe
  - (Dairy Goat and Dairy Cattle entries will be a token container only.)
  - Grand Champion and Reserve Grand Champion Rabbit Meat Pen
  - Grand Champion and Reserve Grand Champion Poultry Meat Class
  - Goat Wether (Meat & Dairy)
2. Order of sale will randomly be chosen by the computer within each species. A selling fee of \$10.00 will be collected by 4:00 p.m. May 15 (approximate amount - subject to change) to cover costs, including, but not limited to, advertising, transportation and check-off costs. There will be no auction registrations accepted (except for Grand and Reserve Grand Poultry and Rabbit) after the May 15th, 4 p.m. deadline. Assigned sale number must correspond with correct show number.
3. The 4-H'er of each Grand Champion auction-eligible species may select when the Grand Champion shall be sold within its respective specie's sale grouping (for example, the 4-H'er may choose to sell their Grand Champion Steer as the second steer that passes through the auction). This privilege is extended only to the Grand Champion Animal and its owner and must be declared within 20 minutes of the specie's respective project show. The owner of the Grand Champion may defer this privilege to the Reserve Grand Champion if he/she decides to not enter their Grand Champion in the auction. Owners of a Grand Champion auction-eligible species may enter their Grand Champion winner even if the owner had already declared another project animal at the completion of another project show.

4. All 4-H members with auction eligible animals must report to the livestock office within 20 minutes following their show.
5. 4-H members will have the option to take their auction animals home versus putting it on the out truck. All 4-Her's must declare all of their animals within 20 minutes of their livestock show for all species. Animals that are declared for home must be taken home. No exceptions. Animals declared for the out truck must be put on the out truck. No exceptions. 4-Her's who fail to declare their animals after their respective project show are ineligible to participate in the auction. \*Please note: There is not an out truck for beef animals. Beef exhibitors must still declare their animals within 20 minutes after their show whether or not they are in the auction.
6. The 4-Her and/or representative must be present to put their animal on the truck. There will be a set time for loading the animals. After the truck leaves, the animals will be going home with the 4-Her.
7. Animals sold are ineligible to show in any other livestock/animal shows, including State Fair, and must be purchased for intended slaughter only.
8. The Sale Committee reserves the right to reject sick or low quality livestock.
9. The 4-H'ers will receive payment for the market value of market lambs, barrows, and goat wethers from the Auction Committee Treasurer if they elect to use the out truck. Payment for the amount bid over the market value will come directly from the buyer(s). If payment is not received within a reasonable time, contact a member of the Livestock Auction Committee.
10. 4-H member must sell his/her own animal unless approved by the Livestock Superintendent. In an animal-less auction, you must be there to represent your own animal.
11. 4-H members must be in position to sell when their number is called.
12. Any withdrawals cannot be reinstated in the sale.
13. ALL SALES of animals are final, as designated in the ring. No changes are permitted after animal leaves ring.
14. At the completion of the 4-H project show, the Exhibitors for Barrows, Beef, Sheep, and Meat Goats will have twenty (20) minutes to indicate which animal they are selling. At the completion of the 4-H project show, the qualified representatives of Dairy Cattle, Dairy Goat, Rabbit Meat Pen and Poultry Meat Class 4-H Shows will have twenty minutes to pay sale fee to indicate intent to enter the auction. NO EXCEPTIONS!
15. Bidders will bid a flat dollar amount. Bidding will NOT be on a per pound basis.
16. **There will be a rules guideline briefing for the participants in the auction 10 minutes before the sale starts. This is a required meeting.**

**Inappropriate actions at the livestock auction may result in forfeiting any auction moneys.**

Order of Auction:

Sheep & Meat/Dairy Goat Wethers will always sell in the middle and Beef and Barrows will rotate between beginning and following the sheep. Rabbit and Poultry will rotate with Dairy and Dairy Goat to sell prior to sheep and Meat Goat Wethers.

Auction Rules are subject to change by the Auction Committee and 4-H Advisory Council.

Order of 2026 Auction - Barrows  
Rabbit  
Poultry  
Sheep  
Goat Wether (Dairy or Meat)  
Beef  
Dairy Cattle  
Dairy Goat

Livestock Sale Committee:	Sales Manager	Jerry Pine
President Josh Carlton	Weigh Master	
Secretary Erin Padgett	Farm Bureau, Inc.	
Treasurer Matthew Tobias	4-H Advisory Council	Dean Tyner

For Animal Health Requirements for Exhibition of Domestic Animals in Indiana please go to [www.in.gov/boah](http://www.in.gov/boah).

**If at anytime the safety of a 4-H member or 4-H animal is considered to be in jeopardy, the Shelby County Extension Director, under the authority of Purdue University, has the final decision on what action should be taken. This includes things such as weather conditions, disease, etc.**

## BRED AND OWNED

### Definition

“Bred & Owned” animals are livestock that meet all of the following criteria:

- a. Birthplace-The animal must be born in the herd or flock managed by the exhibitor.
- b. Continuous Ownership - The exhibitor (or siblings, if jointly listed) must have had ownership and possession of animal from the time of birth through the date of exhibition.
- c. Ownership Defined - The owner(s) are responsible for all management decisions (feeding, housing, health care), and assumes the financial risk of loss.
- d. Shared Ownership - Siblings may jointly own an animal only if:
  - i. All names are recorded on the official farm or breed-association registration prior to weaning, and
  - ii. Each sibling is an enrolled 4-H member in good standing.

### Ineligible Animals

- » Animals obtained through lease, loan, or borrowing arrangements.
- » Animals purchased, gifted, or transferred after birth (unless all listed owners have been on the registration since birth).
- » Any animal for which the exhibitor or eligible siblings do not hold clear ownership as defined above.

**Note:** Leased animals may be shown in other classes as permitted by the county, but they are not eligible for the Bred & Owned designation.

This is not a separate class but is done in conjunction with the classes the animal is entered in, and is an additional award/title that can be earned

## 4-H BEEF

### ALL 4-H GENERAL LIVESTOCK/ANIMAL RULES SHALL APPLY!

**Show: Tuesday, June 16, 2026, 10:00 a.m.**

PREMIUMS: \$6, \$5, \$4, \$3, \$2; Participation \$1 SHOWMANSHIP PREMIUMS: \$2, \$1, \$1

**Beef and Dairy Steer ID Date:** March 14, 2026, 8:00 a.m. - 10:00 a.m. at the fairgrounds

**Feeder Calf ID Date:** May 9, 2026 8:00 a.m. -10:00 a.m.

### 4-H BEEF IDENTIFICATION

- All Beef must have an RFID tag. 4-H'ers having state fair entry animals must come to the Extension Office to get this before May 15th for enrollment.
- One RFID tag per market animal per family. Copies of the registration papers may be attached to insure accuracy.
- Please bring registered heifers needing RFID tags along with commercial heifers and steers to the ID day. If registered heifers are not tagged in Feb-March, they must be done on the feeder calf ID day. NO EXCEPTIONS

Beef will be released on Saturday, June 20, 2026. Clean up is scheduled from 7-10 am.

### 4-H BEEF ENTRY RULES

1. **4-H ONLINE** -- Livestock must be owned by or leased (county exhibition only) and in possession of the 4-H member by May 15th. Market Steers, Commercial (Crossbred) heifers need to attend March Beef Identification Day to participate in Rate of Gain Contest (ear tags). This pertains to ALL 4-H Beef Exhibitors for County and State Fair. If the same steer is enrolled by more than one 4-H member (brothers and sisters), only one RFID tag from that steer needs to be submitted along with the family's beef enrollment forms. All Beef & Dairy Steers must be enrolled in 4-H Online by May 15th. DNA samples must also be turned in by May 15th for State Fair exhibitors.
2. **SHELBY COUNTY FAIR ENTRY** -- All County 4-H Exhibitors must enter your Beef in their classes in the Fair Entry online program by May 21.
3. **PEN RESERVATION** - All county 4-H Exhibitors must also complete a Shelby County Pen Reservation Form, and return to the Shelby County Extension Office. Forms are due by May 15. There will be NO entries accepted after May 15th.  
Shelby County Extension Office  
20 W Polk Street, Suite 201  
Shelbyville, IN 46176
4. **STATE FAIR ENTRIES** -- Pre-entry is required on the State Fair Enrollment website. You must have turned in DNA samples of hair by May 15th and must have an RFID tag.

### 4-H BEEF HEALTH/SAFETY REGULATIONS

1. Refer to 4-H General Livestock/Animal rules.
2. ALL 4-H beef animals must be polled or dehorned, healed & have no more than 3-inch scurs (moveable), with the exception of Highlands and feeder calves. This County Fair policy is for the protection and safety of other animals, Exhibitors, and fair visitors.

### 4-H BEEF CLASS INFORMATION

1. 4-H Beef members may enroll and show no more than two feeder calves, six heifers, and six steers, but cannot enter more than two animals in any one class.
2. There will be a 4-H class offered for all recognized breeds of beef cattle, regardless of how many animals are entered and exhibited.
3. The AOB (All Other Breeds) class will be offered for any breeds that are not listed in the current handbook as recognized breeds. This includes animals disqualified from competing in one of the recognized breeds due to breed characteristics or registration paperwork.
4. Breed Minimums (for breeds not recognized in this handbook)- For all species 3 females (or 3 males) identified as a specific breed will be needed to show for that breed to be a recognized breed class in either the female or male show order. All others will be shown in the AOB class.
5. Any animals showing as 4-H purebred breeding animals in Beef must have breed registration papers available for inspection by 4-H Superintendents at check-in; entry blanks must carry registration number for each entry.

6. Definition of a purebred steer: An animal sired by a registered sire and from a registered dam of the same breed; all others are considered crossbred. Registration number of sire and dam should be available, or registration paper on steer should be available. All Angus, Chianina, Red Poll and Shorthorn steers shown in the State respective breed shows must be registered and have valid registration certificates from their national registries when animals are weighed and papers checked at State Fair.
7. The Beef Commercial Crossbred Heifer class shall consist of heifers that do not have purebred registration papers, or are a cross between Beef breeds of cattle.
8. Beef animals will show in alternating breeds following the section numbers listed in the catalog.
9. Steer classes will be determined after Weigh-In by the 4-H Beef Superintendents. Registered and crossbred steers shall not exceed ten (10) in any one class.
10. All champion steers in the Grand Champion Drive will be re-verified if requested by the Superintendent. The third place animal will be designated by the judge and given to the Superintendent in a sealed envelope.
11. Bred & Owned animals will be shown in conjunction with their Heifer or Steer Class. They will be awarded Grand & Reserve Grand Champions

#### **SHOW GUIDELINES:**

1. **WEIGH-IN** Mandatory for all steers and commercial heifers. See Livestock/Animal Schedule for times. **NO EXCEPTIONS!**
2. **ORDER OF SHOW--** Feeder Calves, Beef Heifers, Market Steers.
3. **RECOGNIZED BREEDS:** shall follow this order: Angus, Belted Galloway, Charolais, Composite Charolais (heifer only), Chianina, Chi-Angus (heifer only), Crossbred, Commercial (heifer only), Gelbvieh (heifer only), Hereford, Limousin, Maine-Angjou, Maintainer (heifer only), Red Angus, Red Poll, Santa Gertrudis, Salers (heifer only), Highlander, Shorthorn, Shorthorn Plus, Simmental, Sim Solution (heifer only), Mini AOB (all mini breeds)

#### **BRED & OWNED DESIGNATION**

- This designation must be made in Fair Entry by the May 21st deadline.
- This class will run in conjunction with the Feeder Calf, Heifer & Steer classes.
- The Champion Feeder Calf will be announced during the Champion drive
- The Grand and Reserve Grand Champion Heifer & Steer winners will be announced during the Grand Champion drive.
- Winners of this title are still eligible to win the Champion Feeder Calf and Grand and Reserve Grand Champions of the Heifer & Steer classes.

#### **4-H FEEDER CALF CLASS RULES:**

- Calves selected will be male calves of any dairy breed, beef breed, or cross breed; will be born between January 1 and April 15 of the current project year.
- All calves must have been enrolled on the official 4-H enrollment form and be under the care of the 4-H member by May 15 of the current project year. Calves must be identified by official 4-H ear tags.
- All calves must be dehorned and castrated.
- Calves will be weighed at the fair prior to the show and divided into appropriate classes as determined by the project leader. Calves weighing over 650 pounds will be shown in the Beef Show as lightweight steers.
- Calves will be shown according to the beef showmanship style.
- ALL Calves will be shown by weight divided at fair time.
- Judging Criteria:
  - General condition and health of the animal
  - Knowledge of the 4-H'er in caring for his/her calf
  - Knowledge of the completed project record sheet
- Calves will not be eligible for the 4-H auction.

#### **4-H FEEDER CALF CLASS SECTIONS:**

1. Feeder Calf (Beef & Dairy)

#### **4-H BEEF HEIFER CLASS SECTIONS:**

**ALL BREEDS (except Crossbred) will be shown by breed divided at Fair time.**



2. Junior Heifer Calf, Jan. 1 - March 31, current year
3. Winter Heifer Calf, November 1—December 31, previous year
4. Senior Heifer Calf, September 1 - October 31, previous year
5. Late summer yearling Heifer, July 1 - August 31, previous year
6. Early Summer Yearling Heifer, May 1 - June 30, previous year
7. Spring Yearling Heifer, March 1 - April 30, previous year
8. Junior Yearling Heifer, January 1 - February 28, previous year
9. Senior Yearling Heifer, September 1 - December 31, two years previous
10. Commercial Crossbred Heifers (shown by weight)
11. Champion and Reserve Champion Female (Section 2-9)
12. Grand Champion and Reserve Grand Champion Female overall breeds

#### **4-H BEEF MARKET STEER SECTIONS:**

ALL steers must have been born on or after January 1 of previous year. ALL BREEDS will be shown by weight and by breed divided at Fair time.

#### **4-H SHOWMANSHIP:**

See SHOWMANSHIP Section of this Handbook for rules.

#### **4-H MARKET STEER RATE OF GAIN SECTION:**

All beef steers (all breeds) and dairy beef steers (all breeds) will be weighed at March Identification Day of current year, then weighed again at the official Weigh-In during the County Fair. Weight per day of age will be calculated from these two weights. A plaque will be awarded to the first place winner. (No premiums on this class.)

## **4-H CAT**

### **ALL 4-H GENERAL LIVESTOCK/ANIMAL RULES SHALL APPLY!**

**Show:** Thursday, June 18, 2026 @ 11:00 a.m. (Showmanship written tests begin at 10:30 a.m.)

**Workshops:** Thursday, April 16, 2026 @ 6:30 p.m. in Brinson Building

Wednesday, May 27, 2026 @ 6:30 p.m. in Brinson Building

PREMIUMS: \$2, \$1.50, \$1.25; Participation \$1 SHOWMANSHIP PREMIUMS: \$2, \$1, \$1

#### **4-H CAT ENTRY RULES**

1. OWNERSHIP - Each member must be enrolled in the 4-H cat project. For leased animals, a completed, signed lease (county only) form must be turned in to the Shelby County Extension Office by May 15. There will be NO entries accepted after May 15th.
2. SHELBY COUNTY FAIR ENTRY - All County 4-H Exhibitors must enter your Cat in their classes in the Fair Entry online program by May 21.
3. Each 4-H member may show only his or her own or family cat for state fair eligibility. However, they may lease a cat and show it at the county level only.
4. A 4-H cat member may show as many cats as they like at the Shelby County Fair. There is no maximum. This is a Shelby County rule only.

#### **4-H CAT HEALTH/SAFETY REGULATIONS**

Refer to 4-H General Livestock/Animal rules. Also:

1. All cats will travel to and from the show in a carrier. A cage will be provided for benching while at the fair. Cats must remain in the cage, except when showing or for last minute grooming. Bring your own show drapes (such as towels, curtains, etc.), litter box, and litter.
2. Each cat must have nails clipped prior to show.
3. No cat shall be de-vocalized.
4. Each cat must be accompanied by a certificate of vaccination, signed by a licensed veterinarian indicating the cat(s) have been vaccinated for pneumonitis, feline panleukopenia, calcivirus, feline rhenotracheitis, leukemia and rabies. Vaccinations must be given at least 2 weeks prior to and within one year of the show date.
5. Animal must be free from internal and external parasites; 4-H member must have veterinary receipt for verification.
6. Animal may be neutered.
7. Pregnant or lactating female cats will not be permitted to show.

#### 4-H CAT CLASS INFORMATION

1. To be eligible to be shown, the cat must be at least four (4) months of age by the day of the show.
2. The cat may be either a purebred or a household pet. Cats do not need to be registered or pedigreed in order to enter.
3. The judge retains the right to choose the cats for the final judging consideration. Cats in the final elimination class may or may not have won their individual classes.

#### 4-H CAT SHOW/EXHIBITOR INFORMATION

1. Cats must be checked in during the official check-in time, which will begin one-half hour prior to show time.
2. If you are not participating in the cat cage contest, the cat cages must be covered on 3 sides of the cage, the back and the 2 sides. This is done to block the cat's view of their neighbor during the show.
3. The cat must be fed and cared for by the 4-H member.
4. No cats will be left overnight at the show. No cat is to be unattended at any time.
5. During judging, the cat will be removed from its cage, and the 4-H member will stay and watch his or her cat being judged. The 4-H'er will then return the cat to its cage. If the cat is not on the judging table at the time the class is judged, the cat will not be judged.
6. Each cat shall be restrained by its owner. NO collar or leash is permitted on the cat during the time of judging.
7. 4-H Cat Exhibitors must assist in tear-down of cages prior to leaving the fairgrounds.

#### 4-H ASSISTANT SHOWMAN

Each 4-H member is expected to exhibit his/her own animal at the Cat Show. In case of unusual circumstances or hardship, please see page 174 of the Shelby County Handbook for the Assistant Showman policy.

#### 4-H CAT CLASS SECTIONS:

KITTEN (four to eight months):

1. Short Hair Male
2. Short Hair Female
3. Long Hair Male
4. Long Hair Female

CAT (over eight months):

5. Short Hair Male
6. Short Hair Female
7. Long Hair Male
8. Long Hair Female

#### 4-H SHOWMANSHIP:

- 4-H'er will be in the same age category as they were in for the cat show
- Showmanship/knowledge will be judged by two parts-a written test and an evaluation by the judge. Scores will be combined to select a champion and reserve from each division. A Grand and Reserve Grand will be selected from the division champions.
- Questions for the written test will be taken from the cat project books. Junior: "Purr-fect Pals!", Intermediate: "Climbing Up" and Senior: "Cat Connections, Your Cat and You."
- Judging scores will be done during the show. The judge will score on how you handle your cat, how well it is presented (grooming) and your overall general knowledge of cats.

#### 4-H CAT CAGE CONTEST

This contest is optional. The work for this contest must be done at the Cat Show site, solely by the 4-H Cat project member. The cage is to be covered on three (3) sides, with top optional. Size of the cage is 18" wide x 24" long x 19" height. Decorations may only be used one year. You must change your decoration ideas each year. If you repeat your decorating, your cage will be disqualified. The 4-H member can choose whatever theme they want

Judging is based on:

1. Color coordination
2. Originality/imagination
3. Overall theme
4. Appropriateness to theme. Exhibitors must post theme name on cage.

#### 4-H CAT COSTUME CONTEST

This contest is optional (no premiums). The work for this contest must be done at the Cat Show site, solely by the 4-H Cat project member. Some cats won't appreciate being dressed up and if this is the case, we do not want anyone scratched, etc. so if this is the case please do not consider doing this optional contest. It is a good idea to practice dressing up your cat at home to get your cat used to it.

Judging is based on:

1. Color coordination
2. Originality
3. Overall theme

#### STATE FAIR 4-H EXHIBITORS INFORMATION

4-H Members who own their own animal may participate in the State Fair 4-H Cat Show. This does not include the leased animals. Contact the Shelby County Extension Office for details.

### 4-H DAIRY CATTLE

#### ALL 4-H GENERAL LIVESTOCK/ANIMAL RULES SHALL APPLY!

**Animal ownership form is due online by May 15.**

**Show: Tuesday, June 16, 2026 at 8:00 a.m.**

Check-In: Sunday, June 14, 2026 10:00 am - 12 noon

Option: Milking animals may come Tuesday, June 16, 2026 and must be stalled by 7 am.

PREMIUMS: \$6, \$5, \$4, \$3, \$2; Participation \$1 SHOWMANSHIP PREMIUMS: \$2, \$1, \$1  
Dairy cattle - Milking animals will be released on June 16th from 9-10 p.m. All others will be released on Saturday, June 20, 2026. Clean up is scheduled from 7-10 am and you must be out and cleaned up by 12 noon. Requests for early 4-H livestock project release or late 4-H livestock project arrival will be handled by the Overall Livestock Superintendents, Species Superintendent and the 4-H Educator on a case by case basis. Requests must be submitted in writing and received in the County Extension Office 2 weeks before the fair starts. No exceptions.

#### 4-H DAIRY CATTLE ENTRY RULES:

1. All Dairy animals must have an RFID tag. Plus Dairy steers must have a county tag in addition to the RFID tag.
2. Co-enrollment of animals among siblings is allowed. Registration papers may be attached to insure accuracy.
3. **4-H ONLINE** -- All dairy animals must be owned or leased by and in possession of the 4-H member by May 15. All non-registered Dairy Animals to be shown at the Shelby County Fair must have a permanent identification on or before May 15. For any member who leases dairy cattle, lease agreements must be turned in by May 15. This pertains to ALL 4-H Dairy Exhibitors for County and State Fair. All 4-H Dairy Cattle Exhibitors must identify their Dairy Cattle in the 4-H Online website by May 15. DNA samples must also be turned in by May 15th for State Fair Exhibitors
4. **SHELBY COUNTY FAIR ENTRY** -- All County 4-H Exhibitors must enter your Dairy Cattle in their classes in the Fair Entry online program by May 21. All county 4-H Exhibitors must also complete a Shelby County Pen Reservation Form, and return to the Shelby County Extension Office. Forms are due by May 15. There will be NO entries accepted after May 15th.
5. **STATE FAIR ENTRIES** -- Pre-entry is required by June 1 on the State Fair entry website. DNA Samples must be turned in to the Shelby County Extension Office by May 15th.

#### 4-H DAIRY CATTLE HEALTH/SAFETY REGULATIONS:

Refer to 4-H General Livestock/animal rules

#### 4-H DAIRY CATTLE CLASS INFORMATION

1. Dairy Cattle Members may enroll and show no more than twelve (12) head, but cannot enter more than two animals in any one class.
2. All registered Dairy animals must have registration papers available for inspection at check-in.
3. There will be a 4-H Class offered for all recognized breeds of Dairy Cattle.

4. The AOB (All Other Breeds) class will be offered for any breeds that are not listed in the current handbook as recognized breeds. This includes animals disqualified from competing in one of the recognized breeds due to breed characteristics or registration paperwork.
5. Breed Minimums (for breeds not recognized in this handbook)- For all species 3 females (or 3 males) identified as a specific breed will be needed to show for that breed to be a recognized breed class in either the female or male show order. All others will be shown in the AOB class.

#### **BRED & OWNED DESIGNATION**

- This designation must be made in Fair Entry by the May 21st deadline.
- This class will run in conjunction with the Heifer Calf, Yearling, Heifer & Cow classes.
- The Grand and Reserve Grand Champion winners will be announced during the Grand Champion drive.
- Winners of this title are still eligible to win the Grand and Reserve Grand Champion of the Dairy class.

#### **RECOGNIZED BREEDS:**

Ayrshire, Brown Swiss, Guernsey, Holstein, Jersey and Milking Shorthorn. Grades and Purebred will show together.

#### **4-H DAIRY CATTLE FEMALE SECTIONS:**

Sec #

1. Spring Heifer Calf, March 1, 2026 - May 15, 2026
2. Winter Heifer Calf, December 1, 2025- February 28, 2026
3. Fall Heifer Calf, September 1 - November 30, 2025
4. Summer Yearling Heifer, June 1 - August 31, 2025
5. Spring Yearling Heifer, March 1 - May 31, 2025
6. Winter Yearling Heifer, December 1, 2024- February 28, 2025
7. Fall Yearling Heifer, September 1 - November 30, 2024 (If an animal is in milk, they must show as a two (2) year old.)
8. Junior and Reserve Junior Champion (Sections 1, 2, 3, 4, 5, 6, and 7)
9. Cow, two (2) years and under three (3), September 1, 2023 to August 31, 2024
10. Cow, three (3) years and under four (4), September 1, 2022 to August 31, 2023
11. Cow, four (4) years and under five (5), September 1, 2021 to August 31, 2022
12. Cow, five (5) years and over, prior to August 31, 2021
13. Senior and Reserve Senior Champion (Sections 9, 10, 11 and 12)
14. Grand Champion and Reserve Grand Champion (Sections 8 and 13)
15. Supreme Champion Female

#### **4-H DAIRY CATTLE STEER SECTIONS:**

All 4-H Dairy Steers are entered and judged as 4-H Beef Cattle. 4-H members should enroll in Beef project. Refer to 4-H BEEF rules.

#### **4-H SHOWMANSHIP RULES:**

See SHOWMANSHIP Section of this Handbook for rules.

## 4-H DOG

### ALL 4-H GENERAL LIVESTOCK/ANIMAL RULES SHALL APPLY!

Dog Ownership or Lease (shown at the County only) Form must be turned in to the Shelby County Extension Office by the start of the Dog Workshops. Shelby County 4-H Dog Entries must be made by May 21st in the fair entry online program to be eligible to show at the Shelby County Fair.

Show: Obedience, Showmanship & Agility - Thursday, June 11, 2026 - 6:00 p.m.

Meetings: There will be an initial meeting on February 16th starting at 6:00 pm in Brinson Hall at the Shelby County Fairgrounds. This will be a NO DOGS meeting.

\*Practices will begin on Monday March 2, 2026 and continue every Monday (with the exception of April 6th) until the Dog Show. The times will be 6:00-8:00 pm. Meetings thru March 30th will be in the Brinson Building and after that will be in the Cattle Barn. Monday, June 1st and June 8th will be a practice show in the Cattle Barn FYI - Saturday, April 11th has been set aside as a clean up and equipment set up day at the Cattle Barn. More details to come and all are welcome to come and volunteer!

PREMIUMS: \$6, \$5, \$4, \$3, \$2, Participation \$1.00 Ribbons will be awarded based on points earned. Showmanship Premiums: \$2, \$1, \$1

### Terms and Conditions

1. Dogs showing in Agility are required to also show in Obedience.
2. The Dog project will follow Indiana State Fair rules and regulations concerning equipment and guidelines used in each division. Agility regulations not covered by the State Fair rules will be based on the regulations of the United Kennel Club.
3. All obedience work will be done with either a buckle collar, slip collar or martingale collar. Any other correctional collars, such as pinch collars, will NOT be allowed at practice or in the show ring.
4. All obedience work will be done with a flat 6-foot nylon or leather lead. Round or retractable leads will NOT be allowed at practice or in the show ring.
5. All agility work will be done on a flat, buckle collar (no choke chains). Beginning Level A must use a 6 foot lead but all other divisions will work off-lead.
6. Scoring will be based on the UKC rules, starting with 200 points and subtracting Performance Faults based on a set Course Time. Time fault for course time exceeding the set time will be deducted.

### 4-H DOG ENTRY RULES

1. All 4-H handlers are suggested to attend a minimum of half of the scheduled dog workshops. It is the 4-H member's responsibility to keep the leaders informed if you have a conflict in attending workshops. Dog Fun matches may be substituted for workshops.
2. 4-H'ers must have an adult present during the workshops but adults will not be allowed in the training area or to assist the handler with his/her dog unless specifically requested to do so by a project leader.
3. A handler may show two (2) dogs at the Shelby County Fair and the dogs must be in different obedience classes.
4. Dogs must be owned by the handler or his/her family in order to qualify to show at State Fair. However, handler may train and show – at county level only – a dog not owned by his/her family.
5. The Shelby County Dog Class Entry must be made by May 21 in the Fair Entry online program to be eligible to show your dog. There will be NO entries accepted after May 21st.
6. After May 15, handler may not make a change in show animal or class. However, if a handler's dog is injured, killed, physically unable to show, or removed from the class by the leader after May 15, the handler will be allowed to train and show another animal if he/she desires.
7. A copy of all project rules will be provided and reviewed at the initial meeting. All handlers and parents/guardians will be required to sign documentation acknowledging receipt and understanding of said rules. If unable to attend the initial meeting, rules and documentation will be reviewed with the handler and parent at their first training class.

#### **4-H DOG HEALTH/SAFETY REGULATIONS**

1. Refer to 4-H General Livestock/Animal Rules. Also:
2. No dog which is exhibiting any symptoms of any communicable disease may be shown.
3. All dogs must be accompanied by 4-H 671 Certificate of Vaccination, signed by a licensed, accredited veterinarian indicating the dogs have been vaccinated for rabies, distemper, hepatitis, leptospirosis, parvovirus, and bordetella -- all within one (1) year of the date of exhibition. Certificate must be submitted to Dog Project Leaders by the first night the dog is in attendance in training.
4. All dogs three (3) months of age and over must be vaccinated for rabies by a licensed, accredited veterinarian within one (1) year of exhibition; a copy of the Rabies Immunization Certificate provided by your veterinarian must accompany the 4-H 671 certificate of vaccination at check in.
5. Certain required vaccinations have not been proven effective in wolf-hybrids, therefore, because wolf-hybrids cannot meet the vaccination requirements of the Indiana Board of Animal Health, wolf-hybrid dogs cannot be shown in the 4-H Dog Program
6. Dogs must be cared for by the 4-H member on a regular basis.
7. No dog is to be left unattended at any time.
8. The Superintendents have the right to dismiss a 4-H'er from the class if he/she mistreats his/her dog.

#### **Indiana 4-H Aggressive Dog Policy**

The safety and well-being of 4-H members and volunteers is a primary concern with all Indiana 4-H Program opportunities. Families should err on the side of caution in selecting a dog for the 4-H member to exhibit. A dog that has a known history of aggression or biting is not appropriate for involvement in the 4-H Program. On occasion, the 4-H member may have difficulty managing their dog within the 4-H Program. The following guidance has been provided for the Indiana 4-H Dog Program as the owner/exhibitor of the dog bears responsibility for the dog's actions. In the subsequent policy, the term "4-H Dog Personnel" will include County 4-H Volunteers, County Extension Educators, State 4-H Staff and appropriate County and State Fair Directors.

A dog that bites a human or another dog at any 4-H Dog Event must be immediately removed from that event by the 4-H member and will subsequently be excused from the 4-H Program. The member should be directed by a 4-H Dog Personnel on-site to remove the dog if the member does not do so willingly. If a determination is made by the 4-H Dog Personnel that a dog bit in self-defense, it may be allowed to remain at the 4-H Dog Event.

Dogs that display other signs of aggression, including but not limited to barking and standing ground, growling, lunging and snapping will be given a verbal warning. They will be removed from the event after the second violation at the same event. To be removed from a 4-H Dog Event, there must be two violations at the same event.

Any dog that is removed from a 4-H Dog Event due to aggressive behavior will be placed on probation for 2 weeks. Written notification of the probation will be given to the 4-H member. The 2-week period will start upon written notification to the 4-H member. While on probation, the 4-H Dog Personnel and the 4-H member and parents will work together to determine the best course of action for the dog. This may include (but is not limited to) working individually with the dog and 4-H member, asking the 4-H member to use a different dog or having the 4-H member attend events without their dog. At the end of the designated probation period, 4-H Dog Personnel will make a determination regarding the dog's return to 4-H Dog Events.

Dogs that are removed from a 4-H Dog Event twice will be immediately excused from the 4-H program and will not be allowed to re-enter. Excusing a dog from the 4-H Program is rare but could be necessary for the safety of 4-H members, volunteers and other participating dogs. Should a dog be excused from the program it must be remembered that the action is against the dog and not the 4-H member. 4-H Dog Personnel should look at many solutions and encourage the 4-H member to attend classes without their dog while training it at home or potentially bringing another dog to 4-H events. 4-H members will always be welcome in every other part of the dog project.

In the event that a dog is removed from a 4-H Dog Event or excused from the 4-H Program, 4-H Dog Personnel should report such to the State 4-H Office so that the information is available to all county 4-H dog programs and the Indiana State Fair.

#### **4-H DOG OBEDIENCE SECTIONS:**

##### **Class 1A** - Not Repeatable

For 4-H members with no previous formal training experience with a dog that has received no obedience training prior to October 1. Exercises: heel on leash; Figure 8 on leash; Sit for Exam on leash; Sit Stay on Leash-30 seconds; Recall on Leash (no finish)

##### **Class 1B** - Repeatable for exhibition only

For 4-H members with previous dog training experience with a new untrained dog; or for 4-H'ers with no experience whose dog has had training; or for 4-H'ers and dogs with previous training experience, including showing in 1A; or for 4-H'ers with no experience whose dogs have had training that disqualifies them for 1A. Exercises: Heel on Leash, Figure 8 on Leash; Stand for Exam on Leash; Recall on Leash; Down Stay (Walk Around Ring); Sit Stay (Get Your Leash)

##### **Class 2A** - Not repeatable with the same dog except for exhibition only

Exercises: Heel on Leash, Figure 8 on Leash, Stand for Exam off Leash; Heel Free; Recall off Leash; Sit Stay (Get Your Leash); 1-minute Sit Stay on Leash (group), and 1 minute Down Stay on Leash (group).

##### **Class 2B** - May repeat until ready to move up.

Exercises: Heel on Leash, Figure 8 on Leash; Stand for Exam off Leash, Heel Free; Drop on Recall; Sit Stay (Get Your Leash); Sit Stay 1 minute on Leash (group); Down Stay 1 minute on Leash (group)

##### **Class 3A** - Not repeatable with the same dog except for exhibition only

Exercises: Heel Free, Figure 8 off Leash; Stand for Exam off Leash; Dumbbell Recall, Drop on Recall; Stand Stay (Get Your Leash)

##### **Class 3B** - May repeat until ready to move up

Exercises: Heel Free, Figure 8 off Leash; Stand for Exam off Leash; Retrieve on Flat; Drop on Recall; Stand Stay (Get Your Leash)

##### **Class 4A** - Not repeatable with the same dog except for exhibition only

Exercises: Heel Free, Figure 8 off Leash; Retrieve on Flat; Dumbbell Recall over High Jump; Recall over Broad Jump; Command discrimination (stand-sit-down)

##### **Class 4B** - May repeat until ready to move up.

Exercises: Heel Free, Figure 8 off Leash; Retrieve on Flat; Retrieve over High Jump; Broad Jump; Command Discrimination (stand-down-sit)

##### **Class 5A** - Not repeatable with the same dog except for exhibition only

Exercises: Hand Signals (and voice); Directed Retrieve (2 gloves); Retrieve over High Jump; Broad Jump; Moving Stand and Exam.

##### **Class 5B** - May repeat until ready to move up

Exercises: Hand Signals; Directed Retrieve; Retrieve over High Jump; Broad Jump; Moving Stand and Exam

##### **Class 6A** - Not repeatable with the same dog except for exhibition only

Exercises: Hand Signals; Scent Discrimination (1 retrieve); Directed Retrieve; Moving Stand and Exam; Go Out; Directed Jumping (1 jump)

##### **Class 6B** - May repeat

Exercises: Hand Signals, Scent Discrimination (2 retrieves); Directed Retrieve, Directed Jumping (2 jumps); and Moving Stand & Exam.

##### **Veterans -**

For 4-H members whose dogs are at least 7 years-old or are physically challenged. The dog must have completed at least class 2B in previous years. Dogs who are physically challenged must be accompanied by a letter from a veterinarian stating that the dog is unable to perform jumping and/or retrieving exercises. A dog may not be shown in any other obedience class at the Indiana State Fair Dog Show once they have competed in the Veteran's Class. Exercises: Heel Free; Figure 8 off Leash; Stand for Exam off Leash; Recall off Leash, Stand Stay (Get your Leash)

### **Class Service Dog A**

For 4-H'ers with no previous service dog training experience; or for 4-H'ers with no experience with their personal service dog.

### **Class Service Dog B**

For 4-H'ers with previous service dog training experience (4-H or otherwise); or for 4-H'ers with previous training experience with their personal service dog.

### **4-H DOG SHOWMANSHIP SECTIONS:**

1. Junior Showmanship-For Any 4-H member who is in the 3rd, 4th and/or 5th grades on January 1 of the current year. Once you have won Junior Showmanship, you are eligible to compete in Intermediate or Senior showmanship in subsequent years.
2. Intermediate Showmanship-For any 4-H member who is in the 6th, 7th, and/or 8th grades on January 1 of the current year. Once you have won the Intermediate showmanship you must compete in the Senior division in future years.
3. Advance Showmanship-For any 4-H member in the 9th grade and/or above on January 1 of the current year.

### **4-H DOG AGILITY SECTIONS:**

#### **Beginning Class A** - Not repeatable

Teams in which neither the 4-H member nor dog have previously participated in agility. The course is run on leash. The team must use a 6-foot leash

#### **Beginning Class B** - The dog should repeat Beginning B until it can perform intermediate level work.

Teams in which either the 4-H member or dog has previously participated in agility. The 4-H member may have participated with another dog, or the dog may have participated with another 4-H member. The course is run off leash.

#### **Intermediate Class A** - This class is not repeatable

4-H member has not previously participated in Intermediate Agility in a previous year. The course is run off leash

#### **Intermediate Class B** - The dog should repeat Intermediate B until it can perform Advanced-level work.

4-H member has participated in Intermediate Agility with the current dog or a different dog in a previous year. The course is run off leash.

#### **Advanced Class A** - This class is not repeatable.

4-H member has not participated in Advanced Agility in a previous year. This course is run off leash.

#### **Advanced Class B** - The dog should repeat Advanced B until it can perform Excellent-level work 4-H member has participated in Advanced Agility before, with the current or a different dog in a previous year. The course is run off leash.

#### **Class Excellent**

For 4-H members and dogs exhibiting more advanced handling skills over the same obstacles as those in the Advanced classes. The course is run off leash.

Each class offers five divisions based on the dog's height at the withers. The dog's height is measured from the top of the withers straight to the ground while the dog is standing normally and not leaning or crouching.

- 4 Inches: For dogs 11 inches and under at the withers.
- 8 Inches: For dogs over 11 inches and including 14 inches at the withers.
- 12 Inches: For dogs over 14 inches and including 18 inches at the withers.
- 16 Inches: For dogs over 18 inches and including 22 inches at the withers.
- 20 Inches: For dogs over 22 inches at the withers.

*Dogs are measured by the dog club leaders at the beginning of the year and may be re-measured before the county show to verify accuracy of the previously measured height. Pause Table will be the hurdle height for each division.*



## 4-H GOAT

**ALL 4-H GENERAL LIVESTOCK/ANIMAL RULES SHALL APPLY!**

**ANIMAL OWNERSHIP FOR ALL GOATS MUST BE DONE ONLINE BY MAY 15.**

**Show: Monday, June 15, 2026 – 8:00 a.m.**

Meat Goat ID Date: May 9, 2026, 8:00 a.m. - 10:00 a.m. at the fairgrounds.

4-H member must pre-enter for all classes. See ENTRY RULES below in regards to Goat Kids.

PREMIUMS: \$6, \$5, \$4, \$3, \$2; Participation \$1; SHOWMANSHIP PREMIUMS: \$2, \$1, \$1

Goats will be released on Saturday, June 20, 2026. Clean up is scheduled from 7-10 am.

For Meat Goat/Dairy Wethers going on the sale truck: The 4-Her and/or representative must be present to put their animal on the truck. There will be a set time for loading the animals onto the sale/out truck. After the truck leaves, the animal(s) will be going home with the 4-Her.

### 4-H GOAT ENTRY RULES

1. **4-H ONLINE** -- Animals must be owned by or leased (county exhibition only) and in possession of the 4-H member by May 15 of current year and identified by a tattoo or tag. Lease papers are due in the Shelby County Extension Office by May 15. 4-H members who expect to exhibit Goat Kids which will be born after May 15 must register the dam with the Shelby County Extension Office by May 15. This pertains to ALL 4-H Goat County and State Fair Exhibitors. Meat Goat Wethers and Meat Goat unregistered does must be tagged at ID Day. Unregistered Meat Goat Does are only eligible to be shown at the County show. All 4-H Goat Exhibitors must identify their goats on the 4-H Online website by May 15.
2. **SHELBY COUNTY FAIR ENTRY FORM** -- All County 4-H Goat Exhibitors must enter your Goats in their classes in the Fair Entry online program by May 21. All county 4-H Exhibitors must also complete a Shelby County Pen Reservation Form, and return to the Shelby County Extension Office. Forms are due May 15. There will be NO entries accepted after May 15th. DNA Hair Samples for State Fair Entry are due by May 15th.
3. **STATE FAIR ENTRIES** – Pre-entry is required for Dairy Goat, Pygmy Goats and Boer (Meat) Goats. This must be done online through the Indiana State Fair website.
4. **ALL Dairy Goat Wethers and Meat Goat Wethers** must be weighed at check-in/weigh-in at the fair. DNA Hair Samples for Meat Goats for State Fair must be turned in by May 15th.

### 4-H GOAT HEALTH/SAFETY REGULATIONS

Refer to 4-H General Livestock/Animal rules. Also:

1. Each goat must have a collar and tie chain available. Pinch collars will be allowed for meat goats only.
2. Dairy goats with horns are not permitted. This County Fair Policy is for the protection and safety of other animals, Exhibitors and fair visitors. Buttons and scurs of 1" or less will be permitted. Decisions of the Goat Superintendents and/or Livestock Superintendent are final.
3. Pygmy goats may be shown with or without horns.
4. Any Goat Wether showing evidence of testicular tissue is ineligible to be shown in the 4-H Goat show.

### 4-H GOAT CLASS INFORMATION

1. Any animal being shown as a 4-H purebred breeding animal in Dairy Goats must have registration papers available for inspection by the 4-H Superintendent(s) at check-in; Pen Entry Blanks must carry Registration Numbers.
2. Definition of a purebred Dairy Goat: an animal sired by a registered sire and from a registered dam of the same breed; all others are grade.
3. There will be a 4-H class offered for all recognized breeds of dairy goats, regardless of how many animals are entered and exhibited.
4. The AOB (All Other Breeds) class will be offered for any breeds that are not listed in the current handbook as recognized breeds. This includes animals disqualified from competing in one of the recognized breeds due to breed characteristics or registration paperwork.

5. Breed Minimums (for breeds not recognized in this handbook)- For all species 3 females (or 3 males) identified as a specific breed will be needed to show for that breed to be a recognized breed class in either the female or male show order. All others will be shown in the AOB class.
6. A maximum of two (2) breeds in Dairy may be shown by an Exhibitor.
7. An Exhibitor is limited to a maximum of two (2) entries per class and a total of twelve (12) animals in each of Dairy Goat, Utility Goat, Meat (& Myotonic) Goat & Pygmy Goat. Age of animal shall be computed from actual date of judging.
8. There will be no Bucks allowed in the Goat show.
9. All goats competing for championship honors that are milked may be required by the judge to be milked before making final placings.
10. It is suggested that the Exhibitor wear long, dark slacks (no shorts) and a white shirt or an all white outfit to exhibit goats.
11. ORDER OF GOAT SHOW: DAIRY, UTILITY, PYGMY, MEAT

#### **BRED & OWNED DESIGNATION**

- This designation must be made in Fair Entry by the May 21st deadline.
- This class will run in conjunction with the Dairy, Utility, Pygmy and Meat classes.
- The Grand and Reserve Grand Champion Dairy, Utility, Pygmy & Meat Goat winners will be announced during the Grand Champion drive for each species.
- Winners of this title are still eligible to win the Grand and Reserve Grand Champions of the Dairy, Utility, Pygmy & Meat Goat classes.

#### **4-H GOAT ROYAL SHOW**

Senior Showmanship winners from Dairy, Pygmy, and Meat show will compete to represent Goats in the Shelby Royal.

### **4-H DAIRY GOAT SHOW**

#### **RECOGNIZED BREEDS:**

French Alpine, LaMancha, Nubian, Oberhasli, Recorded Grade, Saanen, Toggenburg, Nigerian Dwarf and Miniature Nubian. Unregistered animals will show in All Other Breeds.

#### **4-H DAIRY GOAT WETHER SECTIONS:**

##### **Sec #**

1. Junior Wether, born on or after April 1, current year
2. Intermediate Wether, born January 1 - March 31, current year
3. Senior Wether, born before December 31, 2025 but no more than 2 years old
4. Champion and Reserve Champion Wether (Sections 1 and 2)
5. Grand Champion and Reserve Grand Champion Overall Wether

#### **4-H DAIRY GOAT, DRY ANIMAL SECTIONS:**

##### **Sec #**

6. Junior Doe, born on or after April 1, current year
7. Intermediate Doe, born March 1 – 31, current year
8. Senior Doe, born January 1 – February 29, current year
9. Yearling Doe, born prior to January 1, current year, up to two years
10. Champion and Reserve Champion, Dry Female, by breed (Sections 5, 6 and 7)
11. Best of Show, Dry Doe, overall breeds

#### **4-H DAIRY GOAT MILKING ANIMALS SECTIONS:**

##### **Sec #**

12. Doe, milking, one year and under two years
13. Doe, milking, two years and under three years
14. Doe, milking, three years and under five years
15. Doe, milking, five years and over
16. Doe, not in milk, 2 years & older
17. Champion and Reserve Milking Doe, by breed (Sections 11, 12, 13, and 14)
18. Best of Show -- Milking Doe, overall breeds

**4-H DAIRY GOAT GROUP CLASS SECTIONS:** No premium for group classes. Also, all groups must be owned by the same exhibitor.

**Sec #**

19. Mother and daughter, two (2) does, any age, as long as one is the mother of the other
20. Produce of dam, two (2) does, any age, both daughters of the same dam.
21. Get-of-sire, three does (3), any age, all daughters of the same sire.
22. Dairy herd, four (4) does (in milk)
23. Three (3) best females (in milk)

## **UTILITY GOAT**

**\*Conformation Fiber Class-to include any crossbreds or goat bred for its fiber with judging criteria to include 50% fiber and 50% on conformation.**

### **4-H FIBER GOAT CONFORMATION**

\*Goats will be judged on their physical suitability as utility goats. Judges will consider structural correctness, muscularity, attitude and cooperation on the goats. Wethers and does of all breeds and all types of cross-breeds are eligible.

**Sec #**

- a. Does under one year
- b. Does one to 4 years old
- c. Does over 4 years old
- d. Wethers (all ages)
- e. Grand and Reserve Grand Champion Fiber Goat Conformation (Sections a-d)

### **FIBER GOAT SHOWMANSHIP**

- a. Novice
- b. Junior
- c. Senior

## **4-H PYGMY GOAT SHOW**

### **4-H PYGMY GOAT SHOWMANSHIP**

Novice, Junior, Senior-See SHOWMANSHIP Section of this Handbook for rules.

### **4-H PYGMY GOAT, DOE KID SECTIONS:**

**Sec #**

1. Junior Doe Kid, born on or after April 1, current year
2. Intermediate Doe Kid, born January 1- March 31, current year
3. Senior Doe Kid, born before January 1 but less than one year old
4. Yearling (never kidded), one year and under two years
5. Champion and Reserve Champion Jr. Does (Sections 1-4)

### **4-H PYGMY GOAT DOE SECTIONS:**

**Sec #**

6. Yearling (has kidded), one year and under two years
7. Doe, two years and under three years
8. Doe, three years and under five years
9. Doe, five years and over
10. Champion and Reserve Champion Senior Does (Sections 6- 9)
11. Grand Champion and Reserve Grand Champion Doe (sec. 5 and 10)

### **4-H PYGMY GOAT WETHER SECTIONS:**

**Sec #**

12. Junior Wether, one year old or younger
13. Senior Wether, over one year of age.
14. Grand Champion and Reserve Grand Champion Wether

## **4-H MEAT GOAT SHOW**

RECOGNIZED BREED: Myotonic, Boer

### **MYOTONIC (FAINTING) GOAT**

#### **4-H MYOTONIC JUNIOR DOE SECTION**

##### **Sec #**

1. Junior Does 0-3 months
2. Junior Does 3-6- months
3. Junior Does 6-9 months
4. Junior Does 9-12 months
5. Champion and Reserve Champion Junior Doe

#### **4-H MYOTONIC YEARLING DOE SECTION**

##### **Sec #**

6. Junior Does 12 to under 16 months
7. Junior Does 16 to under 20 months
8. Senior Does 20 to under 24 months
9. Champion and Reserve Champion Yearling Doe

#### **4-H MYOTONIC SENIOR DOE SECTIONS:**

##### **Sec #**

10. Senior Does 2 Year Old
11. Senior Does 3 Year Old
12. Senior Does 4 Year Old
13. Senior Does 5 Year Old and Older
14. Champion and Reserve Champion Senior Doe

#### **4-H MYOTONIC JUNIOR MARKET WETHERS**

##### **Sec #**

15. Junior Market Wethers Light Weight
16. Junior Market Wethers Middle Weight
17. Junior Market Wethers Heavy Weight
18. Champion and Reserve Champion Junior Market Wether

Champions of each Division will compete in the Meat Goat Grand and Reserve Grand Champion drives.

## **MEAT GOAT**

**4-H MEAT GOAT, PERCENTAGE DOE SECTIONS (Registered less than 94% Boer goat:** Age determined from date of show.

##### **Sec #**

##### **Junior Does**

1. Does 0 to under 3 months
2. Does 3 to under 6 months
3. Does 6 to under 9 months
4. Does 9 to under 12 months
5. Champion and Reserve Champion Junior Percentage Doe (Sections 1-4)

##### **Yearling Does**

6. Does 12 to under 16 months
7. Does 16 to under 20 months.
8. Does 20 months to under 24 months
9. Champion and Reserve Champion Yearling Percentage Doe (Sections 6-8)

##### **Senior Does**

10. Does 24 months to under 36 months
11. Does 36 months and older
12. Champion and Reserve Champion Senior Percentage Doe (Sections 10-11)
13. Grand Champion and Reserve Grand Champion Doe (Sections 5, 9 and 12)

**4-H MEAT GOAT, FULLBLOOD DOE SECTION (registered 94% or greater Boer goat): Age determined from date of show.**

**Junior Does**

- 14. Does 0 to under 3 months
- 15. Does 3 to under 6 months
- 16. Does 6 to under 9 months
- 17. Does 9 to under 12 months
- 18. Champion and Reserve Champion Junior Fullblood Doe (Sections 14-17)

**Yearling Does**

- 19. Does 12 to under 16 months
- 20. Does 16 to under 20 months.
- 21. Does 20 months to under 24 months
- 22. Champion and Reserve Champion Yearling Fullblood Doe (Sections 19-21)

**Senior Does**

- 23. Does 24 months to under 36 months
- 24. Does 36 months and older
- 25. Champion and Reserve Champion Senior Fullblood Doe (Sections 23-24)
- 26. Grand Champion and Reserve Grand Champion Fullblood Doe (Sections 18, 22 and 25)

**4-H MEAT GOAT, MARKET MEAT CLASS SECTION:**

**The Commercial classes will contain all unregistered does and market does.**

All Wethers must have milk teeth to be shown in market meat class. (shown by weight) Classes may be added at the Superintendent's discretion. Rate of gain participants need to be tagged at the goat ID day.

**Sec #**

- 27. Meat Goat Wether
- 28. Champion and Reserve Champion Light weight meat goat wether
- 29. Champion and Reserve Champion Middle weight meat goat wether
- 30. Champion and Reserve Champion Heavy weight meat goat wether
- 31. Grand Champion and Reserve Grand Champion Market Meat Goat Wether(Sections 41, 42, 43)

**Sec #**

- 32. Meat Goat Commercial (Market) Doe
- 33. Champion and Reserve Champion Light weight Market Doe
- 34. Champion and Reserve Champion Middle weight Market Doe
- 35. Champion and Reserve Champion Heavy weight Market Doe
- 36. Grand Champion and Reserve Champion Meat Goat Market Doe (Sections 46, 47, 48)

**4-H MEAT GOAT GROUP CLASS SECTIONS:** No premium for group classes. Also, all groups must be owned by the same exhibitor.

**Sec #**

- 37. Mother and daughter, two (2) does, any age, as long as one is the mother of the other.
- 38. Produce of dam, two (2) does, any age, both daughters of the same dam.
- 39. Get-of-sire, three (3) does, any age, all daughters of the same sire.

**4-H MEAT GOAT, (RATE OF GAIN) SECTION:** All Wethers will be weighed at the official weigh-in/identification day in May, current year, then again at the official weigh-in at the County Fair. Weight per day of age will be calculated from these two weights. No premiums will be paid for this class. A plaque will be awarded to the first place winner.

**4-H MEAT GOAT SHOWMANSHIP**

Novice, Junior, Senior-This will include the Myotonic and the Meat Goat exhibitors. See SHOW-MANSHIP Section of this Handbook for rules.

## 4-H HORSE AND PONY

### ALL 4-H GENERAL LIVESTOCK/ANIMAL RULES SHALL APPLY!

Animal ownership form (along with the picture of your horse) is due online by May 15. The Lease Agreement is due in the Shelby County Extension Office May 15.

PREMIUMS FOR ALL CLASSES: \$6, \$5, \$4, \$3, \$2, \$1; Participation \$1

**ALL TACK CHANGES WILL BE ALLOWED A MAXIMUM OF FIVE (5) MINUTES.**

Riding practice nights will start April 1, and will continue every Wednesday night until the fair - weather permitting from 6:30-8 pm. The arena will close at 8 p.m. or at the discretion of the volunteers present that night. There will be at least 2 volunteers assigned each night to help. Workshops will be scheduled separately so the 4-H'er can decide what topic would benefit them and will most likely be on a different day of the week. There may be other workshops or added practice nights and these will be posted on the 4-H Horse & Pony Facebook page.

### 4-H HORSE AND PONY ENTRY RULES

Refer to the current Indiana 4-H Horse and Pony Handbook for items not covered in this handbook.

- 1. 4-H ONLINE** - See Ownership Section of the Indiana 4-H Horse and Pony Handbook. This pertains to ALL COUNTY, AREA, AND STATE FAIR EXHIBITORS. Lease agreements for each horse leased must be turned in by May 15 to the Extension Office. Animals may not be substituted or traded after May 15 of the current calendar year. All 4-H Horse and Pony Exhibitors must complete and submit State Horse and Pony Ownership online by May 15.
  - ◇ Horses and ponies enrolled in the Shelby County 4-H program may be shared among exhibitors for non-4-H shows or activities outside of the county fair. However, animals shown under different ownership after the 4-H enrollment deadline of May 15 until the county fair show will not be eligible for county fair exhibition under 4-H rules. Exhibitors planning to show at the Indiana State Fair should be aware that animal sharing under multiple ownership may not be permitted at that level and is therefore not advised.
- 2. PICTURES** - To exhibit at the Indiana State Fair, a picture must be uploaded when you enroll your animal in 4-H Online by May 15th. If you are only exhibiting at the Shelby County Fair, it is highly recommended but not required that you upload a picture of your horse.
- 3. SHELBY COUNTY FAIR CLASS ENTRIES**—All County 4-H Exhibitors must enter your Horse & Pony entries in their classes in the Fair Entry online program by May 21. The exhibitor will designate the horse to be used in the classes when entering your classes in Fair Entry. Refer to the show bill for a list of those classes that cannot be entered by both a horse and a pony with the same exhibitor. See Animal Ownership Policy in the 2025 4-H Shelby County Handbook. 4-H'er is responsible for selecting correct class numbers. If they are incorrect, they may be disqualified. No changes or additions will be allowed after the May 21 deadline.
- If you will be scratching a class, this must be done by/on Wednesday, June 10, 2026 before the show. You will need to contact Superintendent Katie Carlton at 317-512-0610 and her email address is [katiew@jtidentist.com](mailto:katiew@jtidentist.com). You may call, text or email her.
- 5. STATE FAIR ENTRIES** – Pre-entry is required. Go to [www.indianastatefair.com](http://www.indianastatefair.com) for more information.

### 4-H HORSE AND PONY HEALTH REGULATIONS

All 4-H Horse & Pony animals participating in 4-H activities, must be sound, humanely treated and healthy and exhibit a minimum Body Condition Score of three (3.0) while the preferred BCS is between 4.0 and 7.0. (See AS-552, AS-554, and ID-269 for more information.) Animals are subject to inspection by a licensed veterinarian and questionable animals may be removed. (See the Indiana 4-H Horse & Pony Handbook) **ALL 4-H ANIMAL EXHIBITS MUST BE FREE OF DRUG STEROIDS AND CHEMICAL OR FOREIGN SUBSTANCE RESIDUE.**

A Horse and Pony vaccination form is required.

## 4-H HORSE AND PONY SAFETY REGULATION

Attire for when in the ring: A minimum of approved protective headgear, long pants and boots with a heel.

See the Indiana 4-H Horse and Pony Handbook for more information regarding attire for specific classes.

### HELMET POLICY

All 4-H members & adults are required to wear a properly fitted ASTM or SEI standard F1163 (or above) certified helmet whenever mounted, or driving, at a 4-H horse and pony event, show, or activity. The 4-H member & volunteer are responsible to see that this specified headgear is properly fitted with the approved harness fastened in place whenever mounted. Original tags must be present in all approved helmets. This policy will be in effect beginning with the 2003 program year and applies to all county, area, and state 4-H horse and pony events, shows, and activities. Adults riding horses are also at risk of head injury; therefore, adults must also wear properly fitted, certified helmets when they are riding at any 4-H sponsored activity/event so that they will serve as role models of safe behavior, as well as protect themselves. The helmet policy, along with other 4-H policies are in effect during shows that have been organized, sponsored, and/or led by a 4-H entity (4-H Club, 4-H Committee, 4-H Council, 4-H Fair Board, etc.) - these include open Horse & Pony Shows that invite youth and adults to participate from within the county and beyond the county borders.

### 4-H HORSE AND PONY CLASS INFORMATION

1. Age classification of 4-H member: Juniors are in grades 3 - 7 and Seniors are in grade 8 & above (grade as of January 1 of current year)
2. Age classification of 4-H animal: January 1 shall be considered the birth date of all animals. Animals 5 years & under are Junior.
3. Each Shelby County 4-H Horse & Pony member is limited to a total of three (3) animals in the county show and may enter and exhibit only one (1) animal per class (except for contesting where 2 horses per event are allowed).
4. Horses and ponies may be shown only one time per class.
5. Novice patterns are designed with a simple lead change (and are designed for the beginner rider).
6. First Year Showmanship is designed for the novice/beginner 4-H'er in their first year of showing Horse & Pony. Age of the 4-H'er is not considered so long as the 4-H'er has not shown in a 4-H Horse & Pony class at any time in any county prior to this first experience. One may only show one (1) showmanship class per year.
7. Walk/Trot Equitation/Horsemanship provides an opportunity to participate for the 4-H members whose inexperience or disability prevents them from riding their animal at the canter or lope. Exhibitors in this class may not show in any class requiring the canter (lope) at the same show excluding contesting.

### 4-H HORSE AND PONY INFORMATION

**Please remember that the Shelby County 4-H Horse & Pony Show is an opportunity for the 4-H exhibitors to demonstrate what they have learned through the 4-H year.**

1. First and foremost, all exhibitors, parents and spectators will conduct themselves as ladies and gentlemen. They will be expected to conduct themselves in such a manner as to set a good example for other 4-H exhibitors and other spectators at the show. Impolite behavior, poor sportsmanship, disruptive actions (as deemed by the show management) will result in disqualification and/or removal from the grounds.
2. COUNTY ONLY—Animals may be lunged by the 4-H'er, parent and leader on the Fair-grounds.
3. Coaching/Training 4-H'ers once the gate has been closed to the show arena is grounds for disqualification as deemed by the show management.
4. The gate person is in charge of closing the gate for each class to begin. Once the gate is closed, no entry will be permitted to enter the ring for that class. Be aware of the show schedule and/or gate announcements for each class. No one may block the gate when a class has been called to enter the arena.
5. Any exhibitor who breaks a governing rule may be barred from showing and/or forfeit any prizes or winnings.
6. Unsportsmanlike conduct will not be tolerated during practices or show days. Anyone exhibiting unsportsmanlike conduct will be removed from the show grounds immediately.

7. Decision of the judge will be final.
8. It is the responsibility of the participating families to read and abide by current 4-H Horse and Pony Rules in the 4-H Handbook.

Show management reserves the right to combine any class having fewer than four (4) entries with its age or size appropriate like/kind class.

## **SHELBY COUNTY HORSE AND PONY SHOW SCHEDULE**

**Friday, June 12, 2026 at 8:00 a.m.**

**Western Halter** (May show in both Western and English Halter)

1. Geldings, over 56", Ages 5 & Under, Jr & Sr Exhibitors
2. Geldings, over 56", Ages 6-12, Jr & Sr Exhibitors
3. Geldings, over 56", Ages 13 & over, Jr & Sr Exhibitors
4. Geldings, 56" & Under, All Ages, Jr & Sr Exhibitors
5. Mares, Over 56", Ages 5 & Under, Jr & Sr Exhibitors
6. Mares, Over 56", Ages 6-12, Jr & Sr Exhibitors
7. Mares, Over 56", Ages 13 & Older, Jr & Sr Exhibitors
8. Mares, 56" & Under, All Ages, Jr & Sr Exhibitors

**Champion and Reserve Champion Western Halter** This will be the first and second placings from classes 1-8.

**Western Showmanship** (must choose Western **OR** English Showmanship)

9. Mares & Geldings, All Sizes, Jr Exhibitors
10. Mares & Geldings, All Sizes, Sr Exhibitors
11. First Year Showmanship, All Ages, Jr & Sr Exhibitors (cannot enter other showmanship classes, must be 1st year ever doing 4-H Showmanship)

**English Showmanship** (must choose English OR Western Showmanship)

12. Mares & Geldings, All sizes, Jr Exhibitors
13. Mares & Geldings, All sizes, Sr Exhibitors
14. First Year Showmanship, Jr & Sr Exhibitors (cannot enter other showmanship classes, must be first year ever doing 4-H showmanship)

**Champion & Reserve Champion Showmanship** This will be the first and second placings from classes 9-11 and 12-14. Highest placing Senior exhibitor will represent Horse & Pony in the Shelby County Royal.

**English Halter** (May show in both English and Western Halter)

15. Geldings & Mares, Over 56", All Ages, Jr & Sr Exhibitors
16. Geldings & Mares, 56" & Under, All Ages, Jr & Sr Exhibitors

**Champion & Reserve Champion English Halter** This will be the first and second placings from classes 15-16.

**Hunter Under Saddle/English Pleasure** (Exhibitors in Walk/Trot classes cannot enter any walk/trot/canter classes excluding contesting)

17. Walk/Trot, 56" & Under, Jr Exhibitors
18. Walk/Trot, 56" & Under, Sr Exhibitors
19. Walk/Trot, Over 56", Jr Exhibitors
20. Walk/Trot, Over 56", Sr Exhibitors
21. All gaits, 56" & Under, Jr Exhibitors
22. All gaits, 56" & Under, Sr Exhibitors
23. All gaits, over 56", Jr Exhibitors
24. All gaits, over 56", Sr Exhibitors

**Hunter Under Saddle/English Equitation** (Exhibitors in Walk/Trot classes cannot enter any walk/trot/canter classes excluding contesting)

25. Walk/Trot, All sizes, Jr Exhibitors
26. Walk/Trot, All sizes, Sr Exhibitors
27. All gaits, All sizes, Jr Exhibitors
28. All gaits, All sizes, Sr Exhibitors



**Hunter Hack Cross Rail/18" Max Height**

- 29. All sizes, Jr Exhibitors
- 30. All sizes, Sr Exhibitors

**Hunter Hack/2' Max Height**

- 31. All sizes, Jr Exhibitors
- 32. All sizes, Sr Exhibitors

**Western Pleasure** (Exhibitors in Walk/Trot classes cannot enter any walk/trot/canter classes excluding contesting)

- 33. Walk/Trot, 56" & Under, Jr Exhibitors
- 34. Walk/Trot, 56" & Under, Sr Exhibitors
- 35. Walk/Trot, Over 56", Jr Exhibitors
- 36. Walk/Trot, Over 56", Sr Exhibitors
- 37. All gaits, 56" & Under, Jr Exhibitors
- 38. All gaits, 56" & Under, Sr Exhibitors
- 39. All gaits, Over 56", Jr Exhibitors
- 40. All gaits, Over 56", Sr Exhibitors

**Western Horsemanship** (Exhibitors in Walk/Trot classes cannot enter any Walk/Trot/Canter classes excluding contesting)

- 41. Walk/Trot, All sizes, Jr Exhibitors
- 42. Walk/Trot, All sizes, Sr Exhibitors
- 43. All gaits, All sizes, Jr Exhibitors
- 44. All gaits, All sizes, Sr Exhibitors

Lunch Break

**Reining**

- 45. All sizes, Jr Exhibitors
- 46. All sizes, Sr Exhibitors

**Ranch Pleasure**

- 47. All sizes, Jr Exhibitors
- 48. All sizes, Sr Exhibitors

**Western Riding**

- 49. All sizes, Jr Exhibitors
- 50. All sizes, Sr Exhibitors

**Trail** (Exhibitor may choose to use either English or Western Tack/Attire) (Exhibitors in Walk/Trot classes cannot enter any walk/trot/canter classes excluding contesting)

- 51. Walk/Trot, All sizes, Jr Exhibitors
- 52. Walk/Trot, All sizes, Sr Exhibitors
- 53. All gaits, All sizes, Jr Exhibitors
- 54. All gaits, All sizes, Sr Exhibitors

**In Hand Trail**

Any animal 40" & under or 2 years & under is eligible for the in hand trail class. If the animal is exhibited in any riding class at any time during the 4-H Horse & Pony show, it is NOT eligible for the in hand trail class. Exhibitor may choose to use either English or Western Tack/Attire

- 55. In Hand trail class

**Driving**

- 56. All sizes, Jr Exhibitors
- 57. All sizes, Sr Exhibitors

Break

**Contesting** - You can only exhibit two (2) animals per contesting event. 4-Her will designate the Horse/Pony that will be counted for any high point classes for gaming events. This must be done by Wednesday June 10, 2026. You will need to contact Superintendent Katie Carlton by calling, texting or emailing. Her phone number is 317-512-0610 and her email address is [katiew@jtidist.com](mailto:katiew@jtidist.com)

### **Pole Bending**

- 58. 56" & Under, Jr Exhibitors
- 59. 56" & Under, Sr Exhibitors
- 60. Over 56", Jr Exhibitors
- 61. Over 56", Sr Exhibitors

### **Flag Race**

- 62. 56" & Under, Jr Exhibitors
- 63. 56" & Under, Sr Exhibitors
- 64. Over 56", Jr Exhibitors
- 65. Over 56", Sr Exhibitors

### **Barrel Race**

- 66. 56" & Under, Jr Exhibitors
- 67. 56" & Under, Sr Exhibitors
- 68. Over 56", Jr Exhibitors
- 69. Over 56", Sr Exhibitors

### **Speed & Action**

- 70. 56" & Under, Jr Exhibitors
- 71. 56" & Under, Sr Exhibitors
- 72. Over 56", Jr Exhibitors
- 73. Over 56", Sr Exhibitors

### **Keyhole Race**

- 74. 56" & Under, Jr Exhibitors
- 75. 56" & Under, Sr Exhibitors
- 76. Over 56", Jr Exhibitors
- 77. Over 56", Sr Exhibitors

### **Costume Class (Non-Point Class)**

- 78. All sizes, Jr Exhibitors
- 79. All sizes, Sr Exhibitors

### **\* 4-H Jumping Qualifying -**

- ◇ There will be two (2) qualifying dates.
- ◇ Each 4-H rider will sign up for a specific ride time.
- ◇ The arena & jumps will be open 30 minutes to one (1) hour prior to ride times for practice.
- ◇ There will be the minimum of 2, preferably 3 of the following present during qualifications to approve qualifying rides
  - H & P Superintendents
  - H & P Support Committee Member
  - H & P Leader
  - H & P Project Leader
  - 4-H Extension Educator
- ◇ Each 4-H rider that qualifies will receive a card dated and signed by the attending superintendent and H & P support committee member stating 4-H'er name, horse's name, date and jump height qualified.
- ◇ This qualification for a Horse/Rider combo is good for 3 years (including the year of qualification). The Horse/Rider combo must still attend 1 qualifying practice each year even though you are qualified to jump at the fair. Date will be determined by all involved.
- ◇ Each 4-H rider will need to demonstrate the following:
  - A working posting trot one entire trip around the arena on the rail.
  - Ability to hold/maintain a 2-point position at a working trot for 1/2 the distance around the arena on the rail.

- Ability to hold/maintain a 2-point position at a canter for 1/2 the distance around the arena on the rail.
  - Ability to ride a line of 2 jumps (as in hunter hack class) at the novice (18") or advanced height (2') in a safe, quiet, & under control manner without dropping a rail or refusing.
  - The Superintendent and County 4-H Extension Educator decisions are final. The safety of our 4-H'ers is the priority.
- ◇ Six (6) successful jumps at the required height during the qualifying time are required to qualify to enter the hunter hack class at the county fair show.
  - ◇ All six (6) qualifying jumps must be completed during one ride.
  - ◇ Three (3) refusals and/or run outs will be cause for not qualifying.
  - ◇ Riders must also NOT hit the horse in the mouth or the back due to a poorly executed jump.
  - ◇ Riders may qualify more than one (1) animal. Each animal must be signed up for a ride time. This means the rider will do a complete qualifying ride for each animal and receive a qualifying card for each animal qualified.

This new qualifying system should be looked at as if it were a try out/audition/show. It is meant for each rider to have the arena to themselves to demonstrate their riding ability is at a level which is acceptable & safe for the show ring in a hunter hack class.

### **MENTAL ATTITUDE/SPORTSMANSHIP AWARD**

This award will be selected by the judge of the Shelby County 4-H Horse & Pony show. Criteria is as follows:

- This individual must be a Shelby County 4-H member enrolled and showing in the 4-H Horse & Pony show.
- This individual is courteous, polite, and cooperative to everyone within the 4-H program.
- This individual goes out of their way to be helpful to others.
- This individual shows good sportsmanship and is not involved in or with any unethical practices at anytime throughout the fair.

### **High Point and Reserve High Point Process**

Points will be awarded for placement in each class and will be based on the number of participants in each class. For example, classes with six or more participants will start with first place being awarded 6 points, 2nd - 5 points and so on. Classes with 3 participants will start with 1st place being awarded 3 points, 2nd place being awarded 2 points and 3rd place - 1 point. Classes with 1 participant will be awarded 1 point. Trail Class will be tie breaker for all high point awards.

High Point for Walk/Trot classes: Members participating will not be eligible to compete for current Overall and Reserve Overall High Point Jr and Sr or Overall High Point 1 Horse/1 Rider. Once you are in Walk/Trot, the 4-Her is not allowed to canter.

Horse & Pony Support Committee Members: Katie Carlton (Supt), Megan Geise (Supt), Megan O'Neal, Melanie Stevens, Hannah Swanson, Josh Jones

## **4-H LLAMAS & ALPACAS**

### **ALL 4-H GENERAL LIVESTOCK/ANIMAL RULES SHALL APPLY!**

**Animal ID is due online (along with a picture of your animal) May 15. LEASE AGREEMENT IS DUE IN THE SHELBY COUNTY EXTENSION OFFICE BY MAY 15**

**Show: Thursday, June 18, 2026 - 1:00 p.m.**

Order of Show: Showmanship, Obstacle, Costume, Leaping and Limbo

Premiums for all classes: \$6, \$5, \$4, \$3, \$2, Participation \$1

### **GENERAL RULES**

1. A llama/alpaca may be owned or leased by the 4-H'er. Lease forms are the responsibility of the 4-Her. Transportation to practice and show needs to be arranged prior to signing lease. Transportation will not be provided by club leaders.
2. Each 4-H member may enter one (1) animal in the 4-H llama/alpaca show. Each exhibitor can enter the animal in every class for which it is eligible. Proof of age should be presented to project superintendent by May 15th.
3. Llamas and Alpacas will show together.
4. Companion animals are not allowed in the show.

5. No intact males 24 months of age or older on May 15 will be permitted in the 4-H classes.
6. The 4-H'er will respect the dignity and personality of the animals and treat it with gentle kindness.
7. Attendance and help at clean-up, tear down, and taking home of animals and tack after the show is required of all 4-H'ers. Attendance at practices is not required but it is suggested. This will give exhibitors an opportunity to try most obstacles that will be used during the show.
8. Age Divisions: Junior (Grades 3, 4 & 5), Intermediate (Grades 6, 7, & 8) and Advanced (Grades 9, 10, 11 & 12). If there are not at least 3 animals in intermediate or senior division, these two divisions will be combined into one class for all performance classes.

#### **4-H LAMA ENTRY RULES**

1. **4-H ONLINE** - All 4-H Llama/Alpaca Exhibitors must complete and submit State Llama/Alpaca ID along with a photo on the 4-H Online website by May 15. This pertains to ALL COUNTY, AREA, AND STATE FAIR EXHIBITORS. Animals may not be substituted or traded after May 15 of the current calendar year. 4-H Llama/Alpaca Exhibitors leasing an animal must complete and submit Lease Forms by May 15 to:  
Shelby County Extension Office, 20 W Polk Street, Suite 201, Shelbyville, IN 46176
2. **COUNTY FAIR SHOW ENTRY FORMS**—All County 4-H Exhibitors must enter your Llama & Alpacas in their classes in the Fair Entry online program by May 21. All county 4-H Exhibitors must also complete a Pen Reservation Form, and return to the Shelby County Extension Office. Forms are due May 15. There will be NO entries accepted after May 15th. Substitutions will be dealt with on a case by case situation and only in the case of an accident or illness to an animal.
3. **STATE FAIR ENTRIES** – Pre-entry is required. Visit the Indiana State Fair website to enter.

#### **4-H Llama/Alpaca Classes:**

**COSTUME CLASS:** Member and animal are judged on originality, difficulty in training animal to accept and exhibit costume, and suitability to theme (exhibitor's choice). Exhibitors must submit a one (1) minute narrative to be read during their performance. Narratives must be submitted to the announcer one hour before the scheduled start of the class.

**OBSTACLE:** Member and animal are judged on their ability to negotiate obstacles. Ten (10) obstacles will be used, which could include: jump, change of pace, backing, bridge/ramp, maneuvering.

**PACK:** Member and animal are judged on their ability to negotiate obstacles and perform activities in the back country while carrying a pack. Ten (10) obstacles will be used. Six (6) specific obstacles are likely: backing, bridge/ramp, jump, flexibility and maneuvering, inspecting foot, manageability with pack but additional obstacles will be included. Llamas and alpacas may wear a training pack or pad with two (2) cinches and filled panniers. Juniors will not remove packs. Weighted packs are not required.

**PUBLIC RELATIONS:** Member and animal are judged on their ability to negotiate obstacles and perform activities in the community. Ten (10) obstacles will be used, six (6) specific obstacles are likely: picking up foot/showing teeth, loading, backing, ramp/steps, petting by strangers, but additional obstacles will be included.

**SHOWMANSHIP:** Member demonstrates the ability to show his/her animal to its best advantage at halter. Judging is based on the exhibitor's basic skill in fitting, grooming, following directions, and style of presenting the animal to the judge for evaluation. The animal's conformation is not to be considered.

**LEAPING AND LIMBO** – Exhibition only, Non point classes.

All classes will conform to state fair rules.

\*Junior, Intermediate and Senior 4-H members are critiqued and placed by the judge. Awards are given according to placement. 4-H members with special needs may be placed in a division commensurate with their ability rather than their age.

\*Overall Grand Champion scoring will include classes plus Craft and poster scores.

## 4-H POULTRY

### ALL 4-H GENERAL LIVESTOCK/ANIMAL RULES SHALL APPLY!

Animal lease form is due in the Shelby County Extension Office by May 15.

Show: Wednesday, June 17, 2026 – 3:00 p.m.

Workshops: Thursday, April 2, 2026 - 5-7 pm at the Brinson Building

Thursday, May 28, 2026 - 5-7 pm at the Brinson Building

Pen Set Up: Thursday, June 11, 2026 at 5:00 p.m. This will be the cut off date for bird blood testing

PREMIUMS: \$2.00, \$1.50, \$1.25, Participation \$1.00 SHOWMANSHIP PREMIUMS: \$2, \$1, \$1

Poultry will be released on Saturday, June 20, 2026. Clean up is scheduled from 7-10 am. All 4-H stalls/cages/pens and areas under and nearby must be cleaned upon leaving or premiums will be forfeited. If you have any questions about the cleanliness of your pens, check with your species superintendent for release. The Superintendent will check and clear pens for cleanliness.

Hereinafter, when Poultry is named, it will include Chickens (Bantam Exhibition, Commercial and Large Fowl Exhibition), Pigeons, Turkeys, and Waterfowl (Ducks and Geese).

### 4-H POULTRY ENTRY RULES

1. **OWNERSHIP**—Livestock must be owned by or leased (county exhibition only) and in possession of, the 4-H member by May 15. This pertains to ALL 4-H Poultry, County and State Fair Exhibitors.
2. **SHELBY COUNTY FAIR ENTRY**—All Shelby County 4-H Exhibitors must enter your Poultry in their classes in the Fair Entry online program by May 21. Each class has been given a section identification for 4-H. 4-H'er is responsible for correct class identification.
3. Poultry will be accepted at the appointed time and released only at the appointed time.

### 4-H POULTRY HEALTH/SAFETY REGULATIONS

Refer to 4-H General Livestock/Animal Rules.

### 4-H POULTRY EXHIBIT/SHOW INFORMATION

1. Poultry exhibits will be housed in the Poultry and Rabbit Barn.
2. 4-H Exhibitors are to be present at the appointed time for set-up of the poultry cages. Exhibitors are required to clean under cages after removal of poultry.
3. Each 4-H member is responsible for furnishing feed and water containers, which must be secured to the cages to avoid spilling. Waterfowl need to have at least a 1/2 gallon minimum container of water attached to their cage.
4. Birds will be judged according to breeds that are recognized by the American Poultry Association and/or the American Bantam Association. All birds will be judged according to the American Standard of Perfection for Poultry/American Bantam Standard. The Judge has the final decision.

Exceptions:

1. Commercial classes and MEAT PENS will be judged on growth, development and production qualities.
2. Cross Breed class will be judged on feather quality and cleanliness.
5. **BEST OF SHOW**—Selected from Grand Champions of six (6) categories:
  - Commercial Chickens
  - Turkeys
  - Bantam Exhibition Chickens
  - Large Fowl Exhibition Chickens
  - Pigeons
  - Waterfowl

Reserve Grand Champion of only Best of Show category moves up to compete for Reserve Best of Show.

6. Any Poultry entry with live external parasites will be disqualified from the show. Disqualification will also occur if the judges deem the entry to be diseased. Any Poultry entry showing external parasite eggs or dead parasites will be dropped a placing in the show.

7. All poultry exhibited must originate from a National Poultry Improvement Plan (NPIP) flock or have a negative blood test result from an Indiana State Association authorized blood tester within the 90 days prior to the last day of the fair for Pullorum-Typhoid if the bird is:
  - \* Over one year of age
  - \* Not originating from an NPIP source (NPIP number will be requested and required for ISPA if originating from an NPIP flock)
  - \* Have been housed with birds not from an NPIP source
8. No exotic, protected or upland game birds (pheasants, quail, grouse, etc) will be allowed into the poultry barn.
9. No one is to move, remove eggs, or handle any poultry from the show cages without permission from the exhibitor of that bird (except for show judges and show officials).
10. All eggs laid in show cages will be collected by the Poultry Superintendent (or a designated person).
11. No spectators will be allowed in the Poultry building while judging is in progress. Only exhibitors, the Superintendent, show clerk and fair staff will be allowed to enter. Parents taking photos will be allowed to enter, must not interfere with the judging and must exit promptly

#### 4-H POULTRY -- CHICKEN

1. **REGISTRATION LIMIT**—Any 4-H Poultry member may enter any combination of 24 Poultry classes. The additional meat classes are a broiler or roaster class. Birds may be exhibited in only one class in any given year. Entries may not be made for more than one entry per class. A class would consist of each division per breed or variety. The maximum number of entries is 20. Any combination of commercial or exhibition breeds may be shown.
2. **CLASS CHAMPION** - Class Champion and Reserve Champion ribbons will be awarded to the exhibit that is the champion of the class that the poultry exhibit falls into, i.e.AOSB (All Other Standard Breeds), AOCCL (All Other Comb Clean Legged), RCCL (Rose Comb Clean Legged), SCCL (Single Combed Clean Legged), American, Bantam Game, Feather Legged, etc.
3. All breeds in the show must be in the American Standard of Perfection except for birds in commercial classes.

**COMMERCIAL CHICKENS** (shown in pairs – same breed; judging-special attention will be given to growth, development and production qualities) A 4-H'er may make one (1) entry of two (2) birds per class for a total of 12 birds.No Cockerels or Cocks will be allowed to be shown in the Commercial Class.

- **WHITE EGG SHELL PULLETS** -- Two (2) female birds less than 1 year of age at fair time
- **WHITE EGG SHELL HENS** -- Two (2) female birds (in laying condition) 1 year of age or more at fair time
- **BROWN EGG SHELL PULLETS**-- Two (2) female birds less than 1 year of age at fair time
- **BROWN EGG SHELL HENS**-- Two (2) female birds (in laying condition) 1 year of age or more at fair time
- **BLUE EGG SHELL PULLETS** - Two (2) female birds less than 1 year of age at fair time
- **BLUE EGG SHELL HENS** - Two (2) female birds (in laying condition) 1 year of age or more at fair time
- **A.O.V. (All Other Variety) EGG SHELL PULLET** - Two (2) female birds less than 1 year of age at fair time
- **A.O.V. (All Other Breed) EGG SHELL HENS** - Two (2) female birds (in laying condition) 1 year of age or more at fair time

**MEAT PEN CHICKENS** (shown in pairs– same breed; judging - special attention will be given to growth, development and production qualities) A 4-Her may make one (1) entry of two (2) birds per class for chickens and/or one (1) entry of one (1) bird for each class of Turkeys, Ducks and Geese for a total of 7 birds

- BROILERS - Must be two (2) birds of same sex, under 5 months of age, not over five and one-half (5 1/2) pounds on show day.
- ROASTERS - Must be two (2) birds of the same sex, under 5 months of age, five and one-half (5 1/2) - ten (10) pounds on show day.
- MEAT TURKEYS - Must be a broad breasted white, one (1) bird, under 5 months of age, eighteen (18) to fifty (50) pounds on show day.
- MEAT DUCK - Must be a Pekin Breed duck, one (1) bird, under 4 months of age, six (6) to sixteen (16) pounds on show day.
- MEAT GOOSE - Must be a Embden Breed Goose, one (1) bird, under 6 months of age, twenty (20) to twenty-five (25) pounds for Ganders and thirteen (13) to eighteen (18) pounds for geese on show day.

**CHICKEN EXHIBITION CLASSES:** (Entry consists of one bird of any recognized standard breed, including Bantams.)

- COCK -- Male bird 1 year of age or more at fair time
  - COCKEREL -- Male bird less than 1 year of age at fair time
  - HEN -- Female bird 1 year of age or more at fair time
  - PULLET -- Female bird less than 1 year of age at fair time
1. Exhibition Bantams Breeds (Shown single entry) All recognized breeds according to the American Standard of Perfection and/or the American Bantam Standard.
  2. Exhibition Large Fowl Breeds (Shown single entry) All recognized breeds according to the American Standard of Perfection.
  3. Each exhibitor cannot show more than a total of twenty-four entries in large fowl and bantams classes combined.

Breeds listed are just a few of the recognized chicken breeds. For any breed that is not listed, please consult with the superintendent for class assignment or refer to the American Standard of Perfection and/or American Bantam Standard. To ensure entering the correct class, if you have questions, please feel free to contact the Poultry Superintendent for assistance.

* Ameraucana	* Delaware	* Polish
* American Game (Bantam only)	* Hamburg	* Rhode Island Red
* Andalusians	* Japanese (Bantam only)	* Rose Comb (Bantam only)
* Araucana	* Java	* Seabright
* Aseel	* Jersey Giant	* Serama
* Australorp	* Langshan	* Shamo
* Belgian d'Anvers (Bantam only)	* Maran	* Sicilian Buttercup
* Belgian d' Uccle (Bantam only)	* Minorca	* Silkie
* Brahma	* Modern Game	* Spanish
* Cochin	* Naked Neck	* Sultan
* Cornish	* New Hampshire	* Sumatra
* Cubalaya	* Old English Game	* Sussex
* Dominique	* Orpington	
	* Phoenix	
	* Plymouth Rock	

**CROSS BREED CLASS** (Entry consists of one bird of any non-recognized breed or variety, including Bantams)

- COCK -- Male bird 1 year of age or more at fair time
- COCKEREL -- Male bird less than 1 year of age at fair time
- HEN -- Female bird 1 year of age or more at fair time
- PULLET -- Female bird less than 1 year of age at fair time

Chickens that are cross-bred from two recognized breeds or varieties that are not officially recognized i.e. Red Pyle Phoenix, Splash Sumatra, Sport Old English Bantam varieties, Olive Eggers, Midnight Marans, Gold Comets, Vorwerks, etc.

- Each exhibitor cannot show more than a total of four (4) entries in this class of either Large Fowl or Bantams or a combination of the two.
- Birds in this Class will not compete for Best of Show, Champion Large or Bantam Fowl and will be dropped one premium level.
- Birds in this Class will be judged on Feather Condition and Cleanliness. Type will be judged on one of the breeds that make up the bird being shown at the judges choice.

## EGG CLASSES

- Entry consists of a group of 3 eggs displayed on plates provided. Eggs may be washed in preparation, but not polished.
- Exhibitors must be enrolled in 4-H Poultry and have at least one cage of birds exhibited.
- Eggs exhibited as a group of 3, to be uniform in shape, shell texture, size, color and appearance. One egg will be broken to judge internal characteristics of yolk, albumen, chalazae and airspace.

### Classes:

- ♦ White Shell Chicken Eggs
- ♦ Brown Shell Chicken Eggs
- ♦ All Other Eggs

Placings in each class will be 1st, 2nd, 3rd and participation. An overall Champion and Reserve Champion will be awarded.

## 4-H POULTRY -- PIGEON

1. REGISTRATION LIMIT -- An Exhibitor may enter a maximum of one (1) cock, one (1) hen, banded or un- banded in each listed pigeon variety for a total of twelve (12) birds. (State Fair exhibits must be banded.)
2. Entries may be any age or sex. Pigeons you plan to take to the State Fair must wear a seamless leg band with an identification number.
3. 4-H Exhibitors are encouraged to be present during judging. Birds will be judged on show condition and conformation to the National Pigeon Association Standards.
4. Substitutions will be permitted in the same class, i.e., same variety, age and sex, providing these substitutions are made at check-in time and then only if they were properly enrolled.

### PIGEON CLASSES:

- COCK -- Male bird (For State Fair must be banded with identification number prior to January 1, current year)
- HEN -- Female bird (For State Fair must be banded with identification number prior to January 1, current year)

### FANCY BREEDS:

- |                               |                          |
|-------------------------------|--------------------------|
| • German Pouter               | • Oriental Fantail       |
| • A.O.V. Clean Legs           | • Indian Fantail         |
| • A.O.V. Croppers and Pouters | • Komorner Tumbler       |
| • A.O.V. Muffed Breeds        | • LaHore                 |
| • Dragoon                     | • Modena, Any Gazz       |
| • English Pouter              | • Modena, Schietti       |
| • Fantail                     | • Muffed Tumbler         |
| • Frilback                    | • Modena, White Schietti |
| • German Beauty Homer         | • Norwich Cropper        |
|                               | • Nun                    |
|                               | • Voortburg Cropper      |

### SPORTING/PERFORMANCE BREEDS:

- |                                 |                                  |
|---------------------------------|----------------------------------|
| • Birmingham Roller, Bar Self   | • A.O.V. Clean Legs              |
| • Birmingham Roller, Solid Self | * Racing Homer, Grizzle          |
| • Birmingham Roller, Check Self | • Birmingham Roller, Red Grizzle |
| • Oriental Roller               | • Racing Homer, Checkered        |
| • Birmingham Roller, Solid Mark | • Racing Homer, Any Bar          |
| • Birmingham Roller, Bar Mark   | • Birmingham Roller, Bald        |
| • Birmingham Roller, Check Mark | • Birmingham Roller, A.O.C.      |
|                                 | • Racing Homer, A.O.C.           |

### UTILITY BREEDS:

- |                 |                           |
|-----------------|---------------------------|
| • Carneau;      | • King, White;            |
| • King, A.O.V.; | • Runt;                   |
| • Rumbler; and, | • A.O.V. Squabbing Breed. |

### A.O.V.

- Any Other Variety

### A.O.C.

- Any Other Coloration



## **4-H POULTRY -- WATERFOWL**

### **4-H POULTRY CLASS INFORMATION -- GEESE**

1. **REGISTRATION LIMIT** -- A 4-H member is limited to showing 1 goose and/or gander from each breed, maximum four (4) birds .
2. **BREED MINIMUM** -- Any breed having three (3) entries will have its own class.
3. **GEESE CLASSES:**  
A 4-H entry will consist of one (1) gander OR one (1) goose per class.  
GOOSE -- Female bird  
GANDER -- Male bird

### **4-H POULTRY CLASS INFORMATION -- DUCKS**

1. **REGISTRATION LIMIT** -- A 4-H member is limited to 20 birds, 5 from each class, 1 hen and/or drake per variety per class
2. **BREED MINIMUM** -- Any breed having three (3) entries will have its own class.
3. **DUCK CLASSES**  
A 4-H entry will consist of one (1) drake OR one (1) hen per class  
a. HEN -- Female bird  
b. DRAKE -- Male bird
4. **CLASSES:**(Shown single entry)  
a. Heavy  
b. Medium  
c. Light  
d. Bantam

### **4-H POULTRY -- TURKEY**

1. **REGISTRATION LIMIT** -- A 4-H member is limited to showing a total of two (2) breeds, four (4) birds total.
2. **BREED MINIMUM** -- Any breed having three (3) entries will have its own class.
3. **TURKEY CLASSES:**  
A 4-H entry will consist of one (1) bird per class.  
a. HEN -- Female bird  
b. TOM -- Male bird

## **POULTRY ROYALTY**

Section number:

1. Junior Contest: Champion
2. Senior Contest: Champion

### **REQUIREMENTS**

1. 4-H member must have knowledge of poultry breeds, management, feeding, marketing and showing.
2. Contest is divided into two (2) groups:
  - a. Junior: Grade 3 through 7. Grade is determined by January 1 of the current year.
  - b. Senior: Grade 8 and above determined by January 1 of the current year.
3. Any resource or reference material may not be used during the contest by participants.
4. Tie score will be broken by an oral test given by the judge(s).

### **JUNIOR & SENIOR ROYALTY CONTEST PROCEDURES:**

1. Breed identification -- 50 points  
identify ten (10) breeds of chickens
2. Showmanship - 50 points

The following requirements will be observed by the judge/judges.

- Upon request by the judge, the contestant will be required to remove the bird from the cage using proper procedures.
- Hold the bird in the best possible position for viewing and inspection by the judge. The bird

- should be between the contestant and the judge at all times.
  - Be prepared to answer questions about the breed exhibited and the varieties within that breed.
  - The exhibitor's appearance and attitude are also important.
3. Judging -- 50 points
- Each participant will be required to judge one (1) class of four (4) birds. Also during the judging of the class, the participants will be evaluated on their judging abilities.
- They will be expected to check for disqualifications and eliminations for each bird in the class.
  - Contestants will be required, upon request by the judge, to remove the bird from the cage and return the bird to the cage.
  - They will be evaluated on their overall appearance, actions and knowledge of the poultry judging process.
4. Personal Interview -- 50 points
- |              |                           |
|--------------|---------------------------|
| a. Alertness | d. Poise                  |
| b. Neatness  | e. Ability to communicate |
| c. Courtesy  | f. Attitude               |

## **FUN POULTRY DECORATED EGG SHOW**

This is a FUN SHOW and is open to all 4-H'ers and Mini 4-H'ers. Exhibitors in this Fun Show are NOT required to enter birds. Enrollment will be done on the Fair Entry website.

Classes are divided into Grades K-2, Grades 3-7, Grades 8-12

- Painted Egg Competition
  - ◊ 1 egg consists of one entry. Multiple entries accepted. (Egg size may be chicken, goose, duck, guinea or turkey:
  - ◊ Entry must be hard boiled or blown.
  - ◊ Egg is painted or inked. NO adornment or decorations added.
  - ◊ Some type of upright support recommended.
  - ◊ Egg must be painted/inked by exhibitor.
- Decorated Egg Competition
  - ◊ 1 egg consists of one entry. Multiple entries accepted. (Egg size may be chicken, goose, duck, guinea or turkey)
  - ◊ Entry must be hard boiled or blown.
  - ◊ Egg is to be adorned or decorated but may have paint added.
  - ◊ Outline of egg must be recognizable.
  - ◊ Egg decoration must be created by the exhibitor.

Bring your decorated egg on Sunday, June 14th to the Poultry barn anytime between 10am—3pm. Judging will be on Wednesday afternoon during the Poultry show (starts at 3:00 pm)

No premium money will be paid.

## 4-H RABBIT

### ALL 4-H GENERAL LIVESTOCK/ANIMAL RULES SHALL APPLY!

Animal lease form is due in the Shelby County Extension Office by May 15.

**Show:** Thursday, June 18, 2026 – 9:00 a.m.

**ID Date:** Saturday, May 9, 2026, 10 a.m. - 12 noon at the 4-H Building at the Fairgrounds

**PREMIUMS:** \$2, \$1.50, \$1.25; Participation \$1 **SHOWMANSHIP PREMIUMS:** \$2, \$1, \$1

### 4-H RABBIT ENTRY RULES

1. **OWNERSHIP**-Animals must be owned or leased (county exhibition only) and cared for by the 4-H member by May 15 of the current year. Younger rabbits, such as Junior and Meat Class Rabbits, must be owned or leased (county exhibition only) and cared for by the 4-H member by May 15. Lease forms are due in the Shelby County Extension Office by May 15. This pertains to ALL 4-H Rabbit County and State Fair Exhibitors.  
All rabbits must be permanently tattooed in the left ear by May 15. Possible tattoos include letters, numbers, or a combination of letter(s) and numbers(s).
2. **FAIR ENTRY** -- All County 4-H Exhibitors must enter your Rabbits in their classes in the Fair Entry online program by May 21. You MUST have the rabbit's tattoo number for identification.
3. Each class has been given a variety and/or color section for 4-H. Entries must show breed, color, sex and a readable ear tattoo number.
4. All Classes will be judged according to ages and weights as established by the American Rabbit Breeders Association, Inc. Best of Breed and Best Opposite Sex accordingly. The Shelby County 4-H Rabbit show will be duly sanctioned under rules of A.R.B.A., and breed eligibility for Best of Breed and Opposite sex is consistent with A.R.B.A. requirements. So best cross breed/pet class will not be eligible for Best in Show because there is no standard to judge against.

### 4-H RABBIT HEALTH/SAFETY REGULATIONS

1. Any Rabbit Project Member may enter and show a maximum of 20 entries with only one (1) entry per class number. If entering meat classes, these must be counted as part of the 20 maximum. A class would be under Breed, variety, then sex. For example, a class would be American Chinchilla Senior Buck or English Spot. A variety would be black senior buck.
2. Any 4-H Rabbit Project Members may have one entry in each Meat Class. Premium paid per Meat Pen or Meat Class (Fryer, Roaster, or Stewer).
3. Animals that show in the single Fryer, Roaster, and Stewer, and Meat Pen classes cannot be shown in Breed Classes.
4. All Exhibitors are responsible for carrying their rabbits to and from the judging table on the day of judging.
5. All classes will be judged according to ages and weights as established by the American Rabbit Breeders Association. Also, Best of Breed and Best Opposite Sex accordingly, no substitution accepted, except in same breed and class.
6. All other varieties of rabbits recognized by American Standards but not listed, may be entered as a separate entry by breed, variety, class, and sex, and will be judged and receive comments, ribbons, and premiums.
7. If your rabbit exhibits signs of disease or illness, i.e. snuffles, you may be excused at the Judge's or Rabbit Superintendent's discretion.
8. Crossbreeds are eligible to be shown at the County Fair, but are not eligible to go on to the State Fair.

## MEAT CLASS SECTIONS:

Single fryer rabbits may be selected and shown from the same 4-Hers meat pen. Animals shown in the fryer, roaster, stewart and meat pen classes cannot be shown as breed animals.

1. MEAT PEN -- Three rabbits of the same breed and same variety weighing up to five (5) pounds and not over ten (10) weeks of age.
2. FRYER -- One rabbit weighing three (3) to five (5) pounds and not over ten (10) weeks of age; single fryer may be taken and shown from the 4-Hers rabbit meat pen.
3. ROASTER -- One rabbit weighing five (5) to eight (8) pounds and less than six (6) months of age.
4. STEWER -- One rabbit weighing eight (8) pounds or more and being six (6) months of age or more.

## RABBIT BREED CLASS SECTIONS:

5. Best of Variety and Best Opposite Sex of Variety
6. Best of Breed and Best Opposite Sex of Breed
7. Best Six (6) Class
8. Best Four (4) Class
9. Best Crossbred
10. Best in Show (Sections 7, 8, & 9)
11. Champion and Reserve Champion Meat Pen
12. Best Single Fryer
13. Best Roaster
14. Best Stewer

## RABBIT AMBASSADOR CONTEST

Contest: Thursday, June 18, 2026, 9:00 a.m. in conjunction with the Rabbit Show

Section Number:

15. 4-H Novice Contest—Champion and First (1st) through Fourth (4th) runner-up
16. 4-H Junior Contest—Champion and First (1st) through Fourth (4th) runner-up
17. 4-H Intermediate Contest—Champion and First (1st) through Fourth (4th) runner-up
18. 4-H Senior Contest—Champion and First (1st) through Fourth (4th) runner-up
19. 4-H Master contest—Champion and First (1st) through Fourth (4th) runner-up

## General information and requirements:

### For State:

1. 4-H contestant must have shown in and been nominated from his/her respective county. Contestants with special needs must indicate the type of accommodation needed on their Rabbit Ambassador entry form.
2. Each county may nominate five contestants: one novice (grade 3 or 4), one junior (grade 5 or 6), one intermediate (grade 7 or 8), one senior (grade 9 or 10), and one master (grade 11 or 12). Category winners are not eligible to compete in the same category again. They may, however, compete in the next higher category.
3. One (1) alternate in each category should be entered on the county's entry form in the event that the nominated contestant is unable to participate. As a last resort, an alternate may be substituted provided written or verbal confirmation comes from the County Extension Office to the 4-H Rabbit Show Manager.

### Judging:

1. No resource or reference material may be used during the contest by the participants. Contestants must provide a #2 pencil for writing purposes.
2. Questions for the contest will be taken from the following publications:
  - a. Domestic Rabbit Guide (ARBA publication)
  - b. current Standard of Perfection (published by ARBA)
3. In the event of a conflict of information, the current American Rabbit Breeders Association Standard of Perfection is considered the authority.
4. Tie scores will be broken in the order that follows:
  - a. highest test score
  - b. highest breed id score

- c. oral test given by a committee of three (3) people appointed by rabbit ambassador chairperson
5. Decision of the judges shall be final

#### **4-H Rabbit Ambassador Contest Procedures:**

##### **Test-100 points**

- novice and junior categories-25 questions
- intermediate, senior, master categories-50 questions
- Questions may be true-false, multiple choice, matching or a combination thereof.
- Answers are recorded on a Scantron form.
- Breed Identification-60 points
- Identify ten (10) rabbits according to showroom classification and class.
- Answers are selected from choices presented with each rabbit and recorded on a scantron form
- Showroom classification refers to the term used to enter the rabbit in a show thereby indicating how it is shown. Specifically, the Netherland Dwarf rabbit is shown by variety and should be identified by variety only. The Jersey Wooly breed is shown by groups and should be identified by group only.

##### **Showmanship-100 points**

- Each contestant must furnish his/her own rabbit contained in a solid bottom carrier. All rabbits must be permanently tattooed.
- The rabbit should be in a solid bottom carrier.
- Contestants should refer to the 4-H Ambassador contest Showmanship Score Sheet as a resource. This form is available from your County Extension Office or on the Purdue University website.

## **BEST FUR CONTEST**

This contest is optional for 4-H members. (No premium money paid for this contest.)

Rabbit breeds, with two classes, as per ARBA Standard of Perfection: (a) all-white, and b) colored.

1. A 4-H member may enter one all-white and/or colored class in these breeds, with no more than two animals per breed. (Examples; New Zealand, Satin, Rex, Mini-Rex, and Angora.) For those breeds which have no all-white classes, such as Dutch, a 4-H member may enter only one animal per breed.
2. Fur will be judged by ARBA rules, Fur Class being the best fur and wool condition of the breeds. Animals will be judged by breed fur only.
3. Demonstrate 4-H rabbit knowledge. A 3" x 5" reference card listing all reference material should be attached to the back of the poster. There will not be any Best Fur Overall.
4. The Fur Class Rabbit must be shown in its Regular Breed and/or Meat Class to be shown in fur.

## **4-H RABBIT ILLUSTRATED TALK CONTEST**

The 4-H Rabbit Illustrated Talk Contest for 4-H'ers enrolled in the Rabbit Livestock Project is held in conjunction with the County Public Speaking and Demonstration Contest in June. See county DEMONSTRATION CONTEST section for more information.

## 4-H SHEEP

### ALL 4-H GENERAL LIVESTOCK/ANIMAL RULES SHALL APPLY!

**Animal lease (county only) form is due in the Shelby County Extension Office by May 15.**

**Show:** Monday, June 15, 2026 – 6:00 p.m.

**PREMIUMS:** \$6, \$5, \$4, \$3, \$2; **Participation** \$1 **SHOWMANSHIP PREMIUMS:** \$2, \$1, \$1

**ID Date:** May 9, 2026, 8:00 a.m. – 10:00 a.m. at the Fairgrounds

Sheep will be released on Saturday, June 20, 2026. Clean up is scheduled from 7-10 am.

For Market animals going on the sale truck: The 4-Her and/or representative must be present to put their animal on the truck. There will be a set time for loading the animals onto the sale/out truck. After the truck leaves, the animals will be going home with the 4-Her.

### 4-H SHEEP ENTRY RULES

1. **4-H ONLINE**-- Livestock must be owned by or leased (county exhibition only) and in possession of the 4-H member, and tagged by May 15 of current year. **This pertains to ALL 4-H Sheep Exhibitors for County and State Fair.** If the same sheep is enrolled by more than one 4-H member (brothers and sisters), only one RFID tag from that sheep needs to be submitted along with the family's sheep enrollment forms. All 4-H Sheep Exhibitors must identify their sheep on the 4-H Online website by May 15.
2. **SHELBY COUNTY FAIR ENTRY** -- All County 4-H Exhibitors must enter your Sheep in their classes in the Fair Entry online program by May 21. All county 4-H Exhibitors must also complete a Pen Reservation Form, and return to the Shelby County Extension Office. Forms are due May 15. There will be NO entries accepted after May 15th.
3. **STATE FAIR ENTRIES** – Pre-entry is required. These must be animals owned by the 4-H'er and not a leased animal. DNA samples must also be turned in by May 15th for State Fair exhibitors.

### 4-H SHEEP HEALTH/SAFETY REGULATIONS

Refer to 4-H General Livestock/Animal rules.

### 4-H SHEEP CLASS INFORMATION

1. 4-H Sheep members may enroll and show no more than six (6) ewes and six (6) market lambs (12 head total).
2. There will be a 4-H class offered for all recognized breeds of sheep, regardless of how many animals are entered and exhibited.
3. Any animal showing as 4-H purebred (registered) must have Breed Registration papers available for inspection by 4-H Superintendents at check-in. Entry blanks must carry Registration Number for each entry.
4. Definition of a purebred market lamb: an animal sired by a registered sire and from a registered dam of the same breed. All others are considered crossbred. Registration number of sire and dam should be available, or registration paper on market lamb should be available.
5. The AOB (All Other Breeds) class will be offered for any breeds that are not listed in the current handbook as recognized breeds. This includes animals disqualified from competing in one of the recognized breeds due to breed characteristics or registration paperwork.
6. Breed Minimums (for breeds not recognized in this handbook)- For all species 3 females (or 3 males) identified as a specific breed will be needed to show for that breed to be a recognized breed class in either the female or male show order. All others will be shown in the AOB class.
7. **CLASS SIZE LIMIT** -- Registered and crossbred market lamb and ewe classes shall not exceed ten (10) in any one class.
8. The direct application of ice, ice water, alcohol, Freon or any other refrigerant to the hide of a lamb is strictly prohibited. This deceptive, fraudulent practice will cause the exhibitor and

their animal(s) to be disqualified immediately.

9. MARKET LAMBS -- Classes will be broken by weight within breed classes if necessary with ideal class size being 7-10 animals.
10. CROSSBRED EWES -- Classes will be broken by weight within age classes if necessary.
11. 4-H Sheep shown in pair of ewe lambs, pair of yearling ewes, and/or pair of market lambs must be owned, entered, and shown by the 4-H members entering the pair class. This is not a family class.
12. All champion market lambs will be re-I.D.ed if requested by the Superintendent. The third place animal will be designated by the judge and given to the Superintendent in a sealed envelope.
13. 4-H member is to designate at weigh-in whether it is a market lamb or a breeding animal.

#### **BRED & OWNED DESIGNATION**

- This designation must be made in Fair Entry by the May 21st deadline.
- This class will run in conjunction with the Ewe & Market Lamb classes.
- The Grand and Reserve Grand Champion Ewe & Market Lamb winners will be announced during the Grand Champion drive.
- Winners of this title are still eligible to win the Grand and Reserve Grand Champions of the Ewe & Market Lamb classes.

**RECOGNIZED BREEDS:** Border Cheviot, North Country Cheviot, Columbia, Corriedale, White-face Cross, Blackface Cross, Dorset, Horned Dorset, Dorset Advantage (breeding ewes only), Dorper, Hampshire, Katahdin, Lincoln, Montadale, Natural Color, Oxford, Shropshire, Southdown, Suffolk, Texel and Tunis

#### **4-H SHEEP EWE SECTIONS:**

Crossbred ewe age classes with more than ten (10) entries will be broken by weight. All pair classes must be owned by the same 4-H member.

1. Yearling Ewe, one year and under two by September 1, current year.
2. Pair of yearling Ewes
3. Ewe lamb, lambled after September 1, previous year
4. Pair of Ewe lambs
5. Champion and Reserve Ewe, Sections 1, 3
6. Grand Champion and Reserve Grand Champion Ewe

#### **4-H SHEEP MARKET LAMB SECTIONS:**

7. All market classes will be shown by Breeds listed above.
8. Champion and Reserve Champion Market Lamb
9. Grand Champion and Reserve Grand Champion Market Lamb
10. Pair of Market Lambs: More than ten (10) in a class will be broken in half. Any breed with three (3) or more entries will be entitled to its own class.
11. Champion Pair of Market Lambs

#### **4-H SHOWMANSHIP RULES:**

See SHOWMANSHIP section of this Handbook for rules.

**4-H SHEEP RATE OF GAIN:** All Market Lambs will be weighed at the official weigh-in/identification day in May, current year, then again at the official weigh-in at the County Fair. Weight per day of age will be calculated from these two weights. No premiums will be paid for this class. A plaque will be awarded to the first place winner.

## 4-H SWINE

### ALL 4-H GENERAL LIVESTOCK/ANIMAL RULES SHALL APPLY!

Animal lease form is due in the Shelby County Extension Office by May 15.

**Workshop: Saturday, February 28, 2026 at 1:00 p.m. at Cassidy Farms.**

**(4-H Online RSVP required)**

**Show: Wednesday, June 17, 2026 – 8:00 a.m.**

PREMIUMS: \$6, \$5, \$4, \$3, \$2; Participation \$1 SHOWMANSHIP PREMIUMS: \$2, \$1, \$1

We will be having a Barrow and Gilt show. All gilts must be shown in the Gilt Show.

Swine not going on the Out Truck will be released on Wednesday, June 17, 2026 from 9:00 p.m. - 10:30 p.m.. See rules for EARLY DISMISSAL.

For barrows going on the sale truck or Swine going on the out truck: The 4-Her and/or representative must be present to put their animal on the truck. There will be a set time for loading the animals onto the sale/out truck. After the truck leaves, the animals will be going home with the 4-Her.

### 4-H SWINE ENTRY RULES

- 1. 4-H ONLINE** -- Livestock must be owned by or leased (county exhibition only) and in possession of the 4-H member by May 15 of current year. This pertains to ALL 4-H Swine Exhibitors for County and State Fair. Siblings may have co-ownership of hogs. All 4-H Swine Exhibitors must identify their Swine on the 4-H Online website by May 15th.
- 2. SHELBY COUNTY FAIR ENTRY FORM** -- All County 4-H Exhibitors must enter your Swine in their classes in the Fair Entry online program by May 21. All county 4-H Exhibitors must also complete a Pen Reservation Form, and return to the Shelby County Extension Office by May 15. There will be NO Pen Reservation Forms accepted after May 15th.
- 3. All Swine** must have an RFID tag. 4-H'ers having state fair entry animals must come to the Extension Office to get this before May 15th for enrollment. All others will receive theirs at weigh-in.
- 4. STATE FAIR ENTRIES** – Pre-entry is required. You must have turned in DNA samples of hair by May 15th and must have an RFID tag. Slick clipping or body shaving of 4-H barrows and gilts is prohibited. Animals that are slick clipped or body shaved less than one half inch (in length) will not be allowed to exhibit. A minimum of one-half inch of hair on the body of hogs is preferred by the packers that purchase and process these animals. Hogs having less than one-half inch of hair on their body may be condemned by the processor. 4-H members will not receive carcass payment for animals that are condemned.

### 4-H SWINE HEALTH/SAFETY REGULATIONS:

Refer to 4-H General Livestock Animal rules.

### 4-H SWINE CLASS INFORMATION

- Swine members may enroll and show no more than six (6) gilts and six (6) barrows (total of twelve [12] head). December gilts are eligible to be shown at the State Fair.
- Barrows will only be shown in the Barrow show. All gilts will be shown in the Gilt show.
- Pigs with bloody or scabby ear notches will not be eligible for exhibition or the Livestock Auction.
- There will be a 4-H class offered for all recognized breeds of gilts & barrows, regardless of how many animals are entered and exhibited.
- All registered, purebred swine, male and female, must show registration papers at time of check-in.
- Definition of a purebred barrow or gilt: an animal sired by a registered sire and from a registered dam of the same breed; all others are considered crossbred.
- The AOB (All Other Breeds) class will be offered for any breeds that are not listed in the current handbook as recognized breeds. This includes animals disqualified from competing in one of the recognized breeds due to breed characteristics or registration paperwork.
- Breed Minimums (for breeds not recognized in this handbook)- For all species 3 females (or 3 males) identified as a specific breed will be needed to show for that breed to be a



recognized breed class in either the female or male show order. All others will be shown in the AOB class.

9. Barrows and Crossbred gilts will be weighed to determine classes and sale weight. Purebred gilts will not be weighed at check-in unless they are going on the out truck.
10. Barrow and Crossbred gilt classes will be determined after Weigh-In, by the 4-H Superintendent. Registered and crossbred Barrow classes and Crossbred gilts classes shall try not to exceed ten (10) in any one class.
11. Only those animals listed on one State Entry Form designating County Entries are eligible to show at the Shelby County Fair. Only those animals listed on one State Fair entry form designating State Entries are eligible to show at the State Fair. The same animals may appear on both entry forms, if two forms are needed.
12. Once an animal and 4-H member's name is registered on a weight card, the animal cannot be transferred to or shown by another member's name. Only one 4-H'er's name can appear with any one Animal Identification at Check-In time during the fair.
13. 4-H member is to designate at weigh-in whether it is a barrow or a gilt.
14. Hogs having less than one-half inch of hair on their body may be condemned by the processor. 4-H members will not receive carcass payment for animals that are condemned. Clip at your own risk.

#### **BRED & OWNED DESIGNATION**

- This designation must be made in Fair Entry by the May 21st deadline.
- This class will run in conjunction with the Gilt and Barrow classes.
- The Grand and Reserve Grand Champion Gilt & Barrow winners will be announced during the Grand Champion drives.
- Winners of this title are still eligible to win the Grand and Reserve Grand Champions of the Gilt & Barrow classes.

**RECOGNIZED BREEDS:** Berkshire, Chester White, Light Cross, Dark Cross, Duroc, Hampshire, Hereford, Landrace, Poland China, Spots, Tamworth, Yorkshire.

Light: Any hog with white and/or blue only

Dark: All other colors (black, red, and sandy), excluding solid white or blue

#### **4-H SWINE GILT SECTIONS:**

1. Gilt, Purebred, farrowed November, previous year
2. Gilt, Purebred, farrowed December, previous year
3. Gilt, Purebred, farrowed January, current year
4. Gilt, Purebred, farrowed February, current year
5. Gilt, Purebred, farrowed March, current year
6. Gilt, Crossbred, divided by weight
7. Champion and Reserve Champion Female (Sections 1, 2, 3, 4, 5, 6)
8. Grand Champion and Reserve Grand Champion, Female, Overall Breeds. (All breeds will be championed during the early show.)

#### **4-H BARROW SECTIONS:**

At least three animals in a breed are needed for the breed to be recognized; otherwise breeds will show in the All Other Breeds section.

9. Champion & Reserve Champion Barrow (Sections 8 - 19)
10. Grand Champion and Reserve Grand Champion Barrow. (All breeds will be championed during the early show.)

#### **4-H SHOWMANSHIP:**

See SHOWMANSHIP Section of this Handbook for rules.

# SHELBY COUNTY FAIRGROUNDS

500 Frank Street, Shelbyville, IN 46176



## ★ Main Entrance

- |                                |                                       |
|--------------------------------|---------------------------------------|
| <b>1. Family Arts Building</b> | <b>8. Livestock Barn</b>              |
| <b>2. Stage</b>                | <b>9. Livestock Barn</b>              |
| <b>3. Brinson Building</b>     | <b>10. Livestock Arena &amp; Barn</b> |
| <b>4. 4-H Building</b>         | <b>11. Cattle Barn</b>                |
| <b>5. Community Building</b>   | <b>12. Poultry &amp; Rabbit Barn</b>  |
| <b>6. H&amp;P Arena</b>        | <b>13. Restrooms</b>                  |
| <b>7. Grandstands</b>          | <b>14. Cafe</b>                       |



**My Record of 4-H Achievement**  
(To be kept in your Record Book)

Name \_\_\_\_\_ Date of Birth \_\_\_\_\_  
Month \_\_\_\_\_ Day \_\_\_\_\_ Year \_\_\_\_\_

Address \_\_\_\_\_ Telephone \_\_\_\_\_

Town \_\_\_\_\_ zip \_\_\_\_\_

Club \_\_\_\_\_ Township \_\_\_\_\_ Boy or Girl \_\_\_\_\_

Parent or Guardian's Name \_\_\_\_\_

Year	Project	Div./ Lev.	Number of Garments Dishes, Articles, Animals	Exhibit	Exhibits Placing	Complete Or Incomplete
Ex. 2010	Garden	I	17 varieties vegetables 100' x 75'	1 plate green beans	Local – County – Blue State – Red	C

Year	Local Club Meetings	Jr Leader Meetings Attended	Committee Work	Offices Held	Activities Participated In	Workshops Attended	Judging Events
Ex. 2010	7	8	Refreshments	Secretary	Fashion Revue	Clothing	Dairy Foods

Year	Public Speaking/ Demonstrations (Label if club or county)	Community Service	4-H Promotion	Trips Attended	Awards Received	Field Trips, Tours Mass Media
Ex. 2010	Growing Squash	County Home Visit	Indiana 4-H Week Display	4-H Camp	1 <sup>st</sup> Year Pin	Weather Station

The following guidelines may be used to fill out the white card:

- **NAME:** Your name
- **DATE OF BIRTH:** Your date of birth
- **ADDRESS:** your current mailing address (in pencil)
- **TELEPHONE:** Your telephone number (in pencil)
- **CLUB NAME:** Name(s) of 4-H Club(s) you belong to; there could be two club names if you belong to a regular 4-H club and a specialty club such as Horse & Pony Club (in pencil)
- **TOWNSHIP:** Township in which you live (in pencil)
- **BOY OR GIRL:** Circle one or fill in blank
- **PARENT OR GUARDIAN'S NAME:** Your parent(s) name(s), guardian(s) name(s) such as grandparent, foster parent, person responsible for you
- **YEAR:** Year in which project was taken
- **PROJECT:** Name of project, ex. Foods, Garden, Sewing, etc.
- **DIVISION:** Year of project; if the project is enrolled in as Jr., Sr., Beginner, put the number of years you have been in the project ; such as, your first year of Any Other Crafts in Grade 3 would be entered as Crafts 1, not Clover
- **NUMBER OF GARMENTS, DISHES, ETC:** From your project record sheets, summarize what you cared for, made, cooked, etc. If you cared for ten pigs but showed only 2, put 10 pigs in this area. Foods 1 could have meats 3, desserts 4, vegetables 5. For photography you might have 198 black and white photos, 2 salon prints. Consumer meats might have "learned wholesale and retail cuts of beef, did comparison shopping.
- **EXHIBIT:** List your exhibit, such as Model T Ford, 6 sugar cookies or 2 barrows, 3 gilts
- **EXHIBIT PLACINGS:** Use C for county, S for State Fair. Use either BL, Red, WH for blue, red, or white or use 1st, 2nd, 3rd, etc. Use Ch (Champion), Res Ch (Reserve Champion), GC (Grand Champion), RGC (Reserve Grand Champion), SF (State Fair, HM (Honorable Mention).
- **YEAR:** Year in which information that is being recorded took place
- **MEETINGS ATTENDED:** Total number of local meetings attended held by 4-H club listed on the front of white card. If you attend meetings of other 4-H clubs, list the club name followed by the number of meetings attended. For County meetings, list club name or type of meeting followed by the number of meetings attended, such as Junior Leaders 8.

- **COMMITTEE WORK:** List committee worked on. If you served refreshments at 3 meetings you would put refreshments 3. The whole club working on a project is not considered committee work.
- **ACTIVITIES PARTICIPATED IN:** Indicate activity and level C (county, A (area), & S (State), if applicable. Ex: Fashion Revue C, Share the Fun C, A.
- **WORKSHOPS ATTENDED:** A workshop is where you have hands on participation such as training your dog at the Dog Obedience Workshop or learning icing techniques at the Cake Decorating Workshop. Be sure to list the number attended.
- **JUDGING EVENTS:** List category judged and the level (L-local, A-area, S-state, N-national). An example would be Dairy Foods Judging S or Soils Judging A, S
- **PUBLIC SPEAKING/DEMONSTRATION:** List title of demonstration or speech and the level at which it was given (C-County, S-State).
- **COMMUNITY SERVICE:** List service and where done or what you did such as Christmas caroling, donated food for food bank, etc.
- **TRIPS ATTENDED:** List all camps, trips attended for 4-H such as 4-H Camp, State Jr Leader Conference, State Chorus, etc.
- **AWARDS RECEIVED:** List pins, plaques, trophies, banners & titles won.
- **FIELD TRIPS, TOUR, MASS MEDIA:** List field trips taken in projects, tours, articles written for publications or appearances on radio or TV.

If there is doubt where something should be listed, compare it to examples given. If there is still doubt, list the item where you think it fits best.

You may pick up your record sheets at the extension office or download them at:

[www.extension.purdue.edu/shelby](http://www.extension.purdue.edu/shelby)

## ALWAYS FILL OUT BOTH SIDES OF MY RECORD OF 4-H ACHIEVEMENT!

When selecting winners of awards or trips, your personal record is reviewed by a committee. The county Extension Office keeps a continuous point sheet on each 4-H Member. Total points are not the only determining factor in selection, but this assists the committee.

Remember – "Completion" is having your completed project record sheets turned in to the Extension Office by the deadline. Just exhibiting or showing does not count as completion. You are allowed 1 completed record sheet without an exhibit for points. Any completed record sheets over the 1 allowed will receive credit for completion (no points).

When you put your project record sheets in a folder, you will also fill out My Record of 4-H Achievement. It is VERY important that you completely fill out both sides of this sheet. Points may be received, as follow:

- 5 points for exhibit
- 5 points for completed record sheet

# 2025 Livestock Auction Buyers

A Veteran Plumber  
Ag Spectrum/Carl Kissell  
Azalia Elevator  
Barnyard Party Pals  
Beth Stanton, State Farm  
Bolts & Nuts of Hancock Co.  
Brett Mahin  
Caldwell Development  
Caldwell Environmental  
Caldwells  
Crossroads Energy  
Everhart Herefords  
Farm Credit Mid America  
Farmers Mutual, Kevin Carson/Whitney Carson Farms  
Farmers Mutual, Kevin Carson  
FOC Heating and Cooling  
Friends of Ruby England

Haycock Aerial Applications  
Helena  
Huntsman Spray Foam  
Jim & Kay Douglas  
Jordan & Brooke Caldwell  
Kokomo Grain  
Major Health Partners  
Parker Farms  
Ramsey Farms & Ag Enterprises  
Reuter Crop Insurance  
RushShelby Energy  
Shelby County Co-Op  
Shelby County Farm Bureau Inc  
Shelby Farm Supply  
Shelby Materials  
The Roan Farm

Thank you to Indiana Farm Bureau and Shelby County Ag Promotion for sponsoring our 4-H Appreciation night.

## 2025 Food Auction Supporters

Paul Baute  
**Sue Bennett**  
Andy Bridges  
**Bev Carson**  
**Kevin Carson**  
**Peggy Cassidy**  
**Dan Clark**  
**Jill Coen**  
**Cody Cory**  
**Chastity Davidson**  
**Amber Decker**  
**Chris Everhart**  
**Richard Fix**  
**Josh Gonya**  
**David Gravenstreter**  
**Beth Gwinnup**  
**Kent Kelley**  
**DeAnna Kirby**  
**Doug Kuhn**  
**Jane Kuhn**  
**Diana Lemmons**  
**Anna Morrow**  
**Bradley Muldoon**

**Alyse Ogle**  
Kyle Raley  
**Kenny Ramsey**  
**LeAnne Ramsey**  
**Phil Ramsey**  
**Becky Sanford**  
**Shelby Co Farm Bu-  
reau**  
**Sarah Sparks**  
**Jane Sprinkle**  
**Anngie Steinbarger**  
Nathan Stickford  
**Suzanne Tormoehlen**  
**Rema Tribby**  
**Tiffany Tupper**  
**Cindy Verseman**  
**Christa Weaver**  
**Linda Weintraut**  
**Liz Wheeler**  
**Terrie Young**  
**Debby Zaring**  
**Jill Zaring**

Thank you to Shelbyville's Rural  
King store for donating a gen-  
erous gift card for our Livestock  
Auction Participants!

## 2024 TROPHY DONORS - GENERAL PROJECTS

PROJECT	GRAND CHAMPION	RESERVE GRAND CHAMPION
ARTS & CRAFTS	Shelby County Co-Op	Cassidy Farms
BEEKEEPING	Southwestern Shamrocks	D & N Farms, LLC
CAKE DECORATING	4-H Advisory Council	Liberty 57 Homemakers Club
CAT POSTER	The Goodwin Family	D & N Farms, LLC
CERAMICS	4-H Advisory Council	4-H Advisory Council
CHILD DEVELOPMENT	Dizzy Dames Homemakers Club	Morristown Daycare
COLLECTIONS	Freeman Family Funeral Homes & Crematory	Mike Cuskaden
COMPUTERS	4-H Advisory Council	Bunge North America, Morristown, IN
CONSTRUCTION & ARCHITECTURAL REPLICA	Silly Safaris	Cord Bros, Inc
CONSTRUCTION SETS	Silly Safaris	4-H Advisory Council
CONSUMER CLOTHING	Brandywine Cloverleaf 4-H Club	Shelby County Tourism & Visitors Bureau
CONSUMER CLOTHING FASHION REVUE	Chip Off The Block	Coffee Creek Ridge
CONSUMER LIVESTOCK	Quilt Club	Bunge North America Morristown, IN
	Pest Assassin	Chenoweth Family
COOKIE DECORATING	Chenoweth Family	4-H Advisory Council
CREATING WITH A MIX	Kopper Kettle Inn Restaurant	Bunge North America
CROPS - GRAIN	In Memory of Allen Isley	Bunge North America
CROPS - PLANT	In Memory of Allen Isley	
OUTSTANDING SOYBEAN EXHIBITOR	Bunge North America	
CUPCAKE DECORATING	4-H Advisory Council	Gregg C Mazonas, DDS, PC
DO YOUR OWN THING	Special By Design	Mark & Debbie Bassett
DOG POSTER	Shelby County Tourism & Visitors Bureau	Coffee Creek Ridge
ELECTRIC	RushShelby Energy	Cody & Elyse Cory & family
ENTOMOLOGY	Pest Assassin	Shelby County Tourism & Visitors Bureau
FINE ARTS	Shelbyville Paint, Flooring & More	Kopper Kettle Inn Restaurant
FLORICULTURE	Drake's Flower Patch	In Memory of Dick & Delores Basey
FOODS	Shelby County Extension	Shelby County Extension
FOOD PRESERVATION	Homemakers Council	Homemakers Council
	4-H Advisory Council	Kopper Kettle Inn Restaurant
FORESTRY	Soil & Water Conservation District, Shelby County	Silly Safaris
GARDEN	In Memory of Dick & Delores Basey	Kopper Kettle Inn
GEOLOGY	Foltz & Sons Farms, Inc.	E-Clips Hair
GENEALOGY	Steve Webb Farms	
GIFT WRAPPING	Cassidy Farms	Gregg C. Mazonas, D.D.S.
HEALTH	Shelby County Co-Op	Cassidy Farms
HOME ENVIRONMENT	Paul & Mary Ann Sanders Family	4-H Advisory Council
HORSELESS HORSEMAN	In Memory of Susie Rhoades	4-H Advisory Council
INDIANA HERITAGE	Silly Safaris	4-H Advisory Council
LLAMA/ALPACA FIBER CRAFTS	Gregg C. Mazonas, D.D.S., P.C.	Chip-n-Seal Farms
LLAMA/ALPACA POSTER	Chip-n-Seal Farms	Chip-n-Seal Farms
MICROWAVE COOKING	Lucky Fifteen Homemakers Club	Extension Homemakers Past County Presidents

PROJECT	GRAND CHAMPION	RESERVE GRAND CHAMPION
MODEL CRAFTS PHOTOGRAPHY RABBIT POSTER	Pest Assassin Shelbyville Paint, Flooring & More Shelby County Tourism & Visitors Bureau	Silly Safaris Coffee Creek Ridge
READING RECYCLING	D & N Farms, LLC Shelby County Recycling District	4-H Advisory Council Shelby County Recycling District
ROBOTICS SCRAPBOOK SEWING	Silly Safaris 4-H Advisory Council Block Party Quilt Club	The Kuhn Family 4-H Advisory Council Chip Off the Block Homemakers Quilt Club Block Party Quilt Club
SEWING-FASHION REVUE	Crafty Creators Homemakers Club	
SEW FOR FUN	Extension Homemakers Past County Presidents	4-H Advisory Council
SEW FOR FUN-FASHION REVUE SHOOTING SPORTS SMALL ANIMALS SMALL ENGINES	Dizzy Dames Homemakers Club Mike Cuskaden Mask Machine Knights of Columbus, Sacred Heart Council #822	Gregg C. Mazonas, D.D.S. The Tindall Family Silly Safaris
SPORTFISHING	4-H Advisory Council	Freeman Family Funeral Homes & Crematory
SPORTS TRACTOR SAFETY EDUCATION VETERINARY SCIENCE	The Tindall Family Southwestern Shamrocks Knights of Columbus Sacred Heart Council #822	4-H Advisory Council Matthew & Michelle Tobias Knights of Columbus Sacred Heart Council #822
WEARABLE ART WEARABLE ART - WEATHER	Special by Design 4-H Advisory Council The Kuhn Family	4-H Advisory Council 4-H Advisory Council Soil & Water Conservation District, Shelby County
WELDING WILDFLOWERS	Cody & Elyse Cory & Family M N O Extension Homemakers	Matthew & Michelle Tobias Shelby County Tourism & Visitors Bureau
WILDLIFE	In Memory of Amber Hoffman	Knights of Columbus Sacred Heart Council # 822
WOODWORKING	Freeman Family Funeral Homes & Crematory	Mask Machine
ADDITIONAL AWARDS		
JUNIOR LEADER		
Outstanding Overall—Knights of Columbus, Sacred Heart Council #822		
JUNIOR LEADER		
Outstanding 1st Year — Steve Webb Farm		
CREATIVE WRITING		
Grand Champion—Larkey Insurance.		
Reserve Grand Champion—Silly Safaris		
PROFESSIONAL PERSUASIVE PRESENTATION		
Grand Champion 4-H - Bunge North America, Morristown, IN		
PUBLIC SPEAKING		
Grand Champion 4-H - Clark Orthodontics, David B. Clark, D.D.S., M.S.D.		
4-H MENTAL ATTITUDE AWARD		
Clark Orthodontics, David B Clark, DDS, MSD		



## 2025 BEEF CATTLE TROPHY SPONSORS

### SHOWMANSHIP

Novice —Snepp Farms, Inc.

Junior —Gregg C. Mazonas, DDS, PC

Senior—Paula McDonald, Double SS Angus Farm, In Memory of Sam Sandefur

### OVERALL BEEF HEIFER

Grand Champion - Everhart Herefords

Reserve Grand Champion — Larkey Insurance

### OVERALL BEEF STEER

Grand Champion— Shelby County Co-op

Reserve Grand Champion —Shelby County Beef Cattle Association

### MARKET STEER RATE OF GAIN

Champion—David & Anne Lawson

### Beef Herdsman

Champion—Shelby County Beef Cattle Association

BEEF BANNER - Grand Champion Heifer and Steer—Farm Credit Services

Reserve Grand Champion Heifer and Steer - Justus Family Show Cattle

3rd, 4th, and 5th place 4-H Heifer and Steer - Shelby County Beef Association

BEEF DIRECTOR'S CHAIRS - Grand Champion Heifer and Steer--Farmers Mutual Insurance- Kevin Carson, Agent

## 2025 CAT TROPHY SPONSORS

GRAND CHAMPION CAT— Shelby County Tourism & Visitors Bureau

RESERVE GRAND CHAMPION CAT--Havenwood Farm

CAT DIRECTOR'S CHAIR – Bruning Enterprises, Inc.

### CAT BANNERS

Grand Champion - Cassidy Farms

Reserve Grand Champion - Cassidy Farms

### SHOWMANSHIP

Novice —4-H Advisory Council

Junior —Cord Bros

Senior - The Titus Family

## 2025 DAIRY CATTLE TROPHY SPONSORS

### SHOWMANSHIP

Top Novice - 4-H Advisory Council

Junior - In Memory of Russell Titus

Senior - 4-H Advisory Council

### SUPREME FEMALE

Grand Champion - Freeman Family Funeral Homes & Crematory

Reserve Grand Champion - 4-H Advisory Council

DIRECTOR'S CHAIR - 4-H Advisory Council

BANNER - Supreme Dairy Cow - Farm Credit Services

DAIRY HERDSMAN—4-H Advisory Council



Thank you  
To

Shelby County Farm Bureau  
for supporting 4-H by donating  
towards trips & awards, and pro-  
viding member &  
leader pins!

## 2025 DOG TROPHY SPONSORS

### DOG OBEDIENCE

Grand Champion - Cord Bros

Reserve Grand Champion - Larkey Insurance

### DOG SHOWMANSHIP

Grand Champion - Shelby County Tourism & Visitors Bureau

Reserve Grand Champion - Gregg C Mazonas, D.D.S,

### DOG AGILITY

Grand Champion - 4-H Advisory Council

Reserve Grand Champion - Shelby Farm Supply

### DIRECTOR'S CHAIRS

Grand Champion Obedience - Shelby County Tourism & Visitors Bureau

Grand Champion Showmanship - FOC Heating & Cooling

Grand Champion Agility - FOC Heating & Cooling

## 2025 DAIRY GOAT TROPHY SPONSORS

### SHOWMANSHIP

Top Novice - The Stickford Family

Junior- H & R Water Systems, Inc.

Senior -D & N Farms, LLC

### OVERALL WETHER

Grand Champion— Myers Frozen Food

Reserve Grand Champion - Freeman Family Funeral Homes & Crematory

### OVERALL DAIRY GOAT MILKING DOE

Grand Champion - In Memory of Joan Wheatley

Reserve Grand Champion - 4-H Advisory Council

### OVERALL DAIRY GOAT DRY DOE

Grand Champion—Bunge North America, Morristown, IN

Reserve Grand Champion— Wanamaker Feed & Seed

### GOAT HERDSMAN—Kim Young

### DIRECTOR'S CHAIRS

Overall Dairy Goat Wether - A Veteran Plumber

Overall Dairy Goat Doe—Bruning Enterprises, Inc.

Overall Dairy Goat Dry Doe— Jason & Michelle Karmire

### BANNERS

Grand Champion Wether- LTW3 Farms, Frank & Rebecca Schonfeld & Family

Reserve Grand Champion Wether— Green Roof Market

Grand Champion Milking Doe - LTW3 Farms, Frank & Rebecca Schonfeld & Family

Reserve Grand Champion Doe - The Elliott Family

Grand Champion Dry Doe—In Memory of Taba Elliott - The Elliott Family

Reserve Grand Champion— Blue River Livestock

## 2025 MEAT GOAT TROPHY SPONSORS

### SHOWMANSHIP

Novice –Myers Frozen Food  
Junior - Cord Bros, Inc.  
Senior - Shelby Farm Supply

### OVERALL MEAT GOAT PERCENTAGE DOE

Grand Champion - The Stickford Family  
Reserve Grand Champion - Paetzel Farm

### OVERALL MEAT GOAT FULLBLOOD DOE

Grand Champion - Flat Rock Ag Supply  
Reserve Grand champion - Wanamaker Feed & Seed

### OVERALL MEAT GOAT UNREGISTERED DOE

Grand Champion– The Stickford Family  
Reserve Grand Champion– Azalia Elevator

### OVERALL MEAT GOAT WETHER

Grand Champion - Myers Frozen Food  
Reserve Grand Champion - 4-H Advisory Council

### OVERALL MEAT GOAT MARKET DOE

Grand Champion - Becca & Brad Miller  
Reserve Grand Champion - Becca & Brad Miller

### RATE OF GAIN

Kim Young

### DIRECTOR'S CHAIR

Overall Meat Goat Percentage Doe - Jason & Michelle Karmire  
Overall Meat Goat Fullblood Doe - A Veteran Plumber  
Overall Meat Goat Unregistered Doe—DK Farms, Mike & Sandy Kyle  
Overall Meat Goat Wether– 4-H Wanamaker Feed & Seed  
Overall Meat Goat Market Doe - Jason & Michelle Karmire

### BANNERS

Grand Champion Percentage Doe - Weintraut Farms  
Grand Champion Fullblood Doe - Schonfeld Farm, Jeff & Beth Schonfeld & Family  
Grand Champion Unregistered Doe– Erin Hamilton Photography  
Grand Champion Wether - Boggstown Boer Goats, Mike & Kim Young  
Grand Champion Meat Goat Market Doe - K-9 Twenty Nine  
Reserve Grand Champion Percentage Doe -K-9 Twenty Nine  
Reserve Grand Champion Fullblood Doe - K-9 Twenty Nine  
Reserve Grand Champion Unregistered Doe– Hutchinson Racing  
Reserve Grand Champion Wether - Cramer Farms  
Reserve Grand Champion Meat Goat Market Doe - Cramer Farms

## 2025 PYGMY GOAT TROPHY SPONSORS

### SHOWMANSHIP

Top Novice - The Kuhn Family  
Junior—Shelby County Tourism & Visitors Bureau  
Senior—Coffee Creek Ridge

### OVERALL PYGMY GOAT DOE

Grand Champion - Shelby County Tourism & Visitors Bureau  
Reserve Grand Champion– The Stickford Family

### OVERALL PYGMY GOAT WETHER

Grand Champion– Hair Tique & Tan, Inc  
Reserve Grand Champion - Myers Frozen Food

### DIRECTOR'S CHAIR

Overall Pygmy Goat Doe – Jason & Michelle Karmire  
Overall Pygmy Goat Wether - DK Farm, Mike & Sandy Kyle

### BANNERS

Grand Champion Doe - Emy Belich  
Reserve Grand Champion Doe - K-9 Twenty Nine  
Grand Champion Wether - Rick & Debbie Justus  
Reserve Grand Champion Wether - K-9 Twenty Nine

## 2025 UTILITY GOAT TROPHY SPONSORS

### SHOWMANSHIP

Top Novice - 4-H Advisory Council  
Junior— 4-H Advisory Council  
Senior— 4-H Advisory Council

### OVERALL UTILITY GOAT

Grand Champion - In Memory of Arthur Studebaker  
Reserve Grand Champion— 4-H Advisory Council

### DIRECTOR'S CHAIR

Overall Utility Goat - Shelby County Tourism & Visitors Bureau

### BANNERS

Grand Champion - Hudson Ag  
Reserve Grand Champion - Jason & Laura Gregory

## 2025 4-H HORSE & PONY TROPHY SPONSORS

Champion Western Halter - The Graham Farm  
Reserve Champion Western - Samples Stables  
Champion English Halter - In Memory of Toni Carlton  
Champion Showman-The Graham Farm  
Reserve Champion Showman - The Graham Farm

### BANNERS

Champion Western Halter - Freeman Family Funeral Homes  
Champion English Halter - Carlton Family

### DIRECTORS CHAIRS

Champion Western Halter - David & Anne Lawson  
Champion English Halter - In Memory of Toni Carlton  
Champion Showman - David & Anne Lawson  
High Point Senior— In Memory of Wilfred Drake  
High Point Junior - David & Anne Lawson  
High Point 1 Horse, 1 Rider-Freeman Family Funeral Home  
High Point Walk/Trot - Freeman Family Funeral Home

### BELT BUCKLES

High Point Senior - Longacre Farms, In Memory of Royse & Doris Waltz  
High Point Junior- Longacre Farms, In Memory of Royse & Doris Waltz

Reserve High Point Senior- 4-H Advisory Council  
Reserve High Point Junior – Harold Fix in Memory of Phyllis Fix  
Reserve High Point 1 Horse, 1 Rider - Freeman Family Funeral Home  
Reserve High Point Walk/Trot

MENTAL ATTITUDE - The Meister Family

#### 2025 LLAMA/ALPACA TROPHY SPONSORS

##### SHOWMANSHIP

Champion Junior—Shelby Farm Supply  
Champion Senior—Shelby County Tourism & Visitors Bureau  
Champion Novice – Gregg C. Mazonas, D.D.S., P.C.

##### OVERALL LLAMA/ALPACA

Grand Champion 4-H – Sunset Llama Club  
Reserve Grand Champion 4-H - Sharp's Wood Shop

DIRECTOR'S CHAIR - Overall Llama – Bruning Enterprises, Inc

##### BANNER

Grand Champion - The Spegal Family  
Reserve Grand Champion - Chip-N-Seal Farms

LLAMA/ALPACA HERDSMAN— Champion—Bunge North America, Morristown, IN

#### 2025 POULTRY SHOW TROPHY SPONSORS

##### POULTRY SHOWMAN

Novice—Pest Assassin  
Junior—Shelby Farm Supply  
Senior - Gateway Poultry Association

##### COMMERCIAL BREEDS

Champion - Banner Up Show Feed  
Reserve Champion - Banner Up Show Feed

##### CROSSBREED

Champion - Banner Up Show Feed  
Reserve Champion - Gamefowl Conservation Network

##### BANTAM, EXHIBITION BREED

Champion - Azalia Elevator  
Reserve Champion—Azalia Elevator

##### LARGE FOWL EXHIBITION BREEDS

Champion - Azalia Elevator  
Reserve Champion - Gamefowl Conservation Network

##### OVERALL TURKEY

Champion—Azalia Elevator  
Reserve Champion - Azalia Elevator

##### OVERALL DUCK

Champion - Azalia Elevator  
Reserve Champion - Azalia Elevator

##### OVERALL POULTRY

Best of Show -LTW3 Farms, Frank & Rebecca Schonfeld & family  
Reserve Best of Show - Deer Creek Products

##### ASIATIC

Champion - Azalia Elevator  
Reserve Champion - Azalia Elevator

#### CONTINENTAL

Champion - Azalia Elevator

Reserve Champion - Azalia Elevator

#### ENGLISH

Champion - Azalia Elevator

Reserve Champion - Azalia Elevator

#### ALL OTHER BREEDS

Champion - Azalia Elevator

Reserve Champion - Azalia Elevator

#### BANTAM GAME

Champion - Azalia Elevator

Reserve Champion - Azalia Elevator

#### SINGLE COMB CLEAN LEG

Champion - Azalia Elevator

Reserve Champion - Azalia Elevator

#### ROSE COMB CLEAN LEG

Champion - Azalia Elevator

Reserve Champion - Azalia Elevator

#### ALL OTHER COMB CLEAN LEG

Champion - Azalia Elevator

Reserve Champion - Azalia Elevator

#### FEATHER LEGGED

Champion - Azalia Elevator

Reserve Champion - Azalia Elevator

DIRECTOR'S CHAIR - Best of Show - Gateway Poultry Associates, In Memory of Merrill Storm

#### ROYALTY

Senior - Shelby Farm Supply

Junior - Pest Assassin

FLOCK ATTENDANT—Sharp's Woodshop

#### PEOPLE'S CHOICE

Fischer's

#### 2025 RABBIT TROPHY SPONSORS

##### SHOWMANSHIP

Novice - Gregg C. Mazonas, D.D.S., P.C.

Junior - Cord Bros., Inc

Senior - Larkey Insurance

OVERALL RABBIT - Best of Show - In Memory of Jane Ann Wheatley

BEST OF SHOW DIRECTOR'S CHAIR - Wanamaker Feed & Seed

BANNER - Grand Champion Best of Show - Housecleaning by Betsy

RABBIT MEAT PEN - Overall - 4-H Advisory Council

RABBIT MEAT PEN DIRECTOR'S CHAIR - 4-H Advisory Council

#### 2025 SHEEP TROPHY SPONSORS

##### SHOWMANSHIP

Novice—Reggie & Jody Isley & Family

Junior—Pest Assassin

Senior —Indiana Farm Bureau Insurance

##### OVERALL EWE

Grand Champion —Shelby County Sheep Association

Reserve Grand Champion —Shelby County Sheep Association

##### OVERALL MARKET LAMB

Grand Champion —Jim Robertson & Family

Reserve Grand Champion— In Memory of Allen Settles

RATE OF GAIN - Jim Robertson & Family

SHEEP HERDSMAN - Jim Robertson & Family

##### BANNER S

Grand Champion Ewe & Market Lamb—Farm Credit Services

Reserve Grand Champion Ewe & Market Lamb - The Parker Family

##### SHOWMANSHIP BANNERS

Novice, Junior & Senior - The Huntsman Family

##### BREED BANNERS

The Bridges Family, The Brown Family & The Everhart Family

##### DIRECTOR'S CHAIRS

Grand Champion Ewe and Market Lamb--Farmers Mutual Insurance-Kevin Carson, Agent



## 2025 SWINE TROPHY SPONSORS

### SHOWMANSHIP

Novice —Pest Assassin

Intermediate - Indiana Farm Bureau Insurance

Junior—Freeman Family Funeral Homes & Crematory

Senior — Kissell Agri-Systems, Inc.

### GILTS – Breed Champions

BERKSHIRE - In Memory of Amber Hoffman

CHESTER WHITE - Kasco Mfg. Co., Inc

CROSSBRED – Bunge North America, Morristown, IN

DUROC - Shelby Farm Supply

HAMPSHIRE – Kokomo Grain Company, Inc

HEREFORD - Gregg C. Mazonas, D.D.S., P.C.

SPOTS - Kissell Agri-Systems, Inc

TAMWORTH - 4-H Advisory Council

YORKSHIRE– Azalia Elevator

### OVERALL SWINE GILT

Grand Champion—John Fox

Reserve Grand Champion—Bruning Enterprises, Inc.

### BARROWS – Breed Champions

BERKSHIRE - Kissell Agri-Systems, Inc.

CHESTER WHITE - In Memory of Allen Isley

CROSSBRED – Kissell Agri-Systems, Inc

DUROC - Kasco Mfg. Co., Inc.

HAMPSHIRE - Kasco Mfg. Co., Inc.

HEREFORD - Kokomo Grain Company, Inc

SPOTS - Bunge North America, Morristown, IN

TAMWORTH - 4-H Advisory Council

YORKSHIRE – 4-H Advisory Council

### OVERALL SWINE MARKET HOG

Grand Champion –Foltz & Sons Farms, Inc.

Reserve Grand Champion –Kokomo Grain Company, Inc.

### HERDSMAN - Kokomo Grain

### BANNER - Grand Champion Gilt and Barrow - Farm Credit Services

Reserve Grand Champion Gilt and Barrow- The Stickford Family

3rd, 4th, & 5th place Gilts & Barrows - Cassidy Farms

### DIRECTOR'S CHAIRS - Grand Champion Gilt and Market Hog—Farmers Mutual Insurance-Kevin Carson, Agent

## 2025 SHOWMANSHIP ROYAL TROPHY SPONSORS

### GOLD AWARD (Overall winner)

4-H Advisory Council

### BELT BUCKLE AWARD (overall winner)

Shelby Farm Supply, Inc.

### GIFT CERTIFICATE & T-SHIRT DONORS

Shelby County Beef Producers

Shelby County Sheep Association

Shelby Materials, Inc. - Swine

Shelby Materials, Inc. - Goats

4-H Advisory Council—Dairy

### SHOWMANSHIP ROYAL BANNER

Farm Credit Services

# Shelby County



*Our Roots Run Deep*  
*Since 1928*

**Crops - LP - Petroleum**

**2350 E State Road 44  
Shelbyville, IN  
[www.shelbycountycop.com](http://www.shelbycountycop.com)**


**317-398-6655**

**West Branch  
56 S 600 W  
Shelbyville, IN 46176  
317-392-4472**

**Ray's Crossing  
5961 E 200 N  
Shelbyville, IN 46176  
765-544-2220**

THANKS TO  
KEYSTONE COOPERATIVE

FOR THEIR SUPPORT OF THE  
SWINE SHOW AND FOR PROVID-  
ING THE PEN TAGS & BACK TAGS  
FOR ALL OF THE SPECIES.



See you at the fair!



Supporting our 4-H  
Youth.

The Shelby County Agricultural Promotion Committee is pleased to announce the awarding of scholarships to individuals pursuing further education in an area related to or associated with agricultural, environmental and consumer sciences, business, education, industry or the food and nutrition areas.

Scholarship applications are available at the Purdue Extension—  
Shelby County Office.

Application deadline is February 18th.

SHELBY COUNTY AG  
PROMOTION  
COMMITTEE



Freeman Family Funeral Homes  
and Crematory

---

Shelbyville - Morristown



**Wick  
Buildings®**  
by Wick Building Systems, Inc.

**Post Frame Buildings  
Excavation Work**

**Larry Mohr Construction Inc.**

1092 W Flat Rock Rd., Flat Rock, IN 47234

Cell 812-350-5216

FAX 812-587-5551

e-mail: [larry@larrymohrconstruction.com](mailto:larry@larrymohrconstruction.com)

Larry Mohr

812-587-5216

1-800-340-5216



## **Helping Youth Look Ahead Toward Careers in Agriculture**

Kent Feeds, Inc., is a long-time sponsor of The National FFA Foundation, The National Young Farmers Educational Association, The National Vocational Agricultural Teachers Association, and several state FFA, 4-H, and young adult organizations.

Kent's support is used for proficiency awards, workshops, and general operating expenses so these organizations can continue their mission of helping youth in the quest for a career in agriculture.

### **Kent Feeds - Supporting our Youth in Agriculture**



*More than a feed company.*

Your Full Service Feed Dealer  
Shelby Farm Supply, Inc  
3064 W Old Franklin Rd  
Shelbyville, IN 46176  
Ph: 317-392-4397

Timothy A Dingman  
Owner

## **Dingman and Son Excavating** Pride in Excavation

679N-775E  
Shelbyville, IN 46176  
dirt@tds.net

PH 765-525-5257  
Fax 765-525-5257  
Cell 317-512-9188



800.742.9385

[www.premierag.com](http://www.premierag.com)

Operating divisions include: Premier AG & Premier Energy