



RANDOLPH COUNTY 4-H

June 2024

Dear 4-H Families, Volunteers, and Supporters,

The Randolph County 4-H Fair is approaching quickly! We look forward to seeing all of your wonderful 4-H projects. Before you bring your projects to judging, we have one final hurdle as we head into fair season. You **MUST** pre-register your 4-H project exhibits for the Randolph County 4-H Fair in FairEntry. FairEntry must be done for ALL projects (**including all livestock & Mini 4-H**),

FairEntry Website: <https://randolphin.fairentry.com>

***The stall forms are now included in the FairEntry system. You will not receive any pens/stalls if you don't enter into FairEntry.**

FairEntry works with the 4-H online system, so families will use their 4honline profiles and passwords to log-in. You will **not** have to create a password or account.

FairEntry will be open from **June 10 to July 1**. The required entry system will allow you to be eligible for State Fair Building Projects, Livestock Auction, Nametags, Show Bills and Results. The FairEntry instructions on how to enter your exhibits are inside this newsletter.

This must be done before you bring your projects to the fair. Failure to pre-enter will cause you additional issues - See State Policy on Page 8.

If you have any questions about 4-H , please do not hesitate to call the Extension office at 765-584-2271 or send me an email at jelsbury@purdue.edu

In this newsletter:

Welcome
PAGE 01

What is Fair Entry?
PAGE 02

How do we register?
PAGE 03

Fair Entry Departments
PAGE 07

Office Hours
PAGE 09

Indiana 4-H Quality Care
PAGE 10



**YOU MUST
BE THE CHANGE
YOU WANT TO SEE
IN THE WORLD**



Sincerely,

Julie Wilson



WHAT IS FAIR ENTRY?

Families will use this data management system called Fair Entry to register specific exhibits for the Randolph County 4-H Fair. Fair Entry will be used to create check-in sheets, judging sheets, show programs, results, Auction and more. Fair Entry works in cooperation with 4-H Online, so you will use the same username and password.



randolphin.fairentry.com



in.4honline.com

- In 4-H Online, a 4-H'er chooses projects that they want to learn more about through project manuals and attending workshops. When a 4-H'er registers in Fair Entry, they are declaring which of those projects they are actually going to exhibit or participate in at the Randolph County 4-H Fair.
- This will be the way the Extension Office prepares the check-in/judging sheets and records the results, so anything that will be exhibited or judged at the Randolph County 4-H Fair must be registered in Fair Entry by **July 1**.
- HELPFUL HINT: Do not hit SUBMIT until all family members' exhibits have been entered. Hitting SUBMIT will pause your registration until it can be reviewed by a Purdue Extension staff member.



- Remember that the 4-H'ers grade is their grade as of **January 15, 2024**.
- Fair Entry registrations are due **July 1**.
- Contact Purdue Extension Randolph County with any questions. 765-584-2271

FAIR ENTRY REGISTRATION



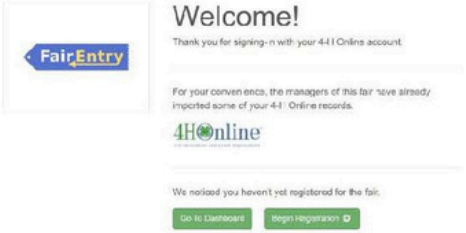
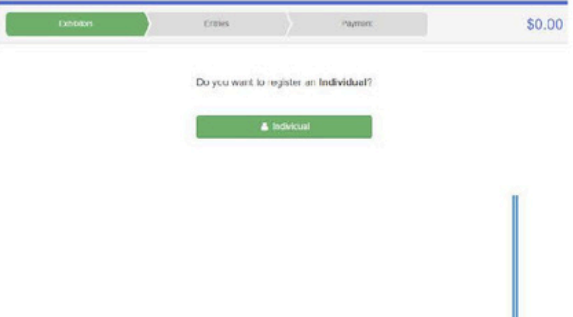


Extension - 4-H Youth Development

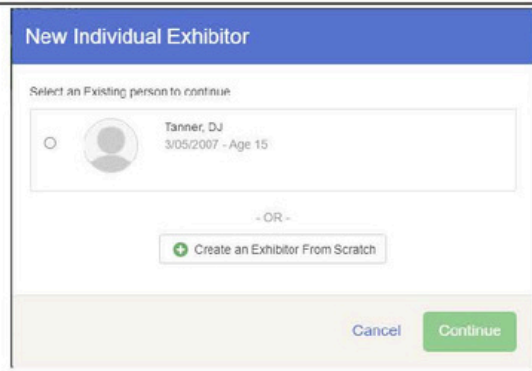
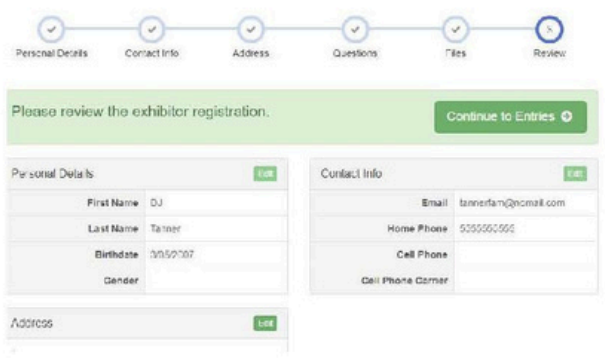




How to Register Exhibits for Fair (4-H Family)


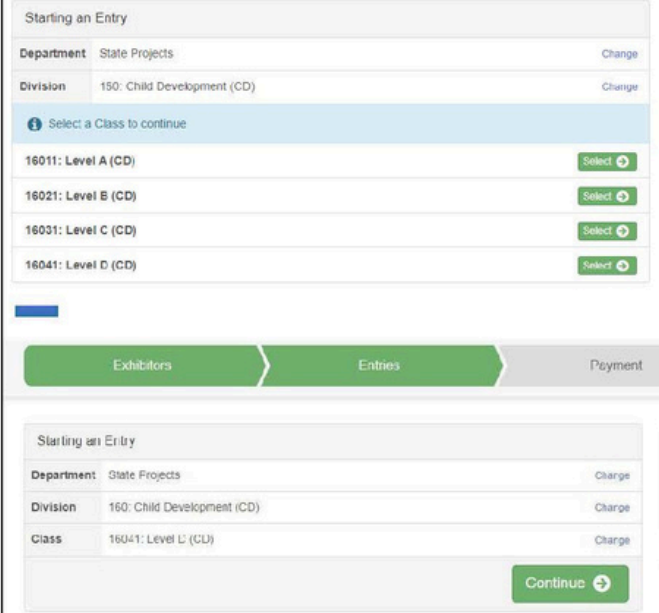
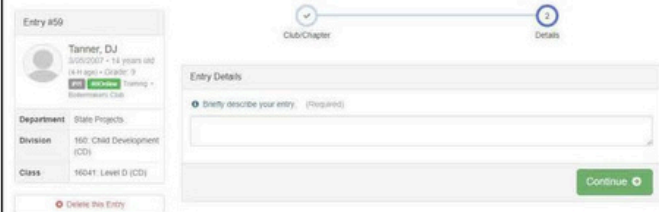
Register for the **Randolph** County 4-H Fair:
June 10-July 1st

<p>1. Go to randolphin.fairentry.com</p> <ul style="list-style-type: none"> - Recommended browsers: Google Chrome or Mozilla Firefox. Older versions of Internet Explorer may cause unexpected results. - Register all entries for each exhibitor in the family before proceeding to the Payment section. - Be sure to click "submit" when you have completed your entries. Entries are not final until they have been submitted. 	
<p>2. Select the "Sign in with your 4-H Online" option – the GREEN box</p>	
<p>3. A separate box will pop up where you can enter the login email address and password from 4HOnline.</p> <p><i>(If you don't remember your password, you will need to select the "I forgot my password" option to get a temporary one emailed to you. If your email address has changed, log in using the old email address and change it in 4-H Online.)</i></p> <p>4. Click the "Sign in" box.</p>	
<p>5. This will take you to the Welcome screen, where you will need to select the green box to "Begin Registration."</p>	
<p>SECTION 1 - EXHIBITORS TAB</p>	
<p>6. Choose the register an exhibitor button and click the green "Individual" box. There is no payment necessary during this process.</p>	



<p>7. Choose the dot next to the name of the 4-H'er you would like to register and then click the green "continue" box.</p> <p>Please do not create any exhibitors from scratch, as you will not be able to add exhibits for the projects you are enrolled in.</p>	
<p>8. Answer any required questions and review the exhibitor registration information.</p> <p>9. Make any necessary corrections (using the edit boxes). Remember that any corrections made here DO NOT transfer back to your 4HOnline Account</p> <p>10. If Additional questions are required by your county, complete the questions and then select the green "Continue" box</p> <p>11. When you are taken back to the Exhibitor information page, click the green "Continue to Entries" button</p>	
<p>SECTION 2 - ENTRIES TAB</p>	
<p>12. Click the green "Add an Entry" box to the right of the exhibitor's name.</p>	
<p>13. Click the green "Select" box next to the Department you would like to enter. Any departments that are not available for entry will be noted as "Not Available" with a short explanation.</p>	



<p>14. Click the green "Select" box next to the Division you would like to enter.</p>	
<p>15. Click the green "Select" box next to the Class you would like to enter (Check the Randolph County 4-H handbook for exhibition descriptions, requirements and rules)</p> <p>16. Review the selection of the Department, Division and Class. To correct errors in the Department, Division or Class, click the corresponding blue 'Change' button in case you mistakenly select an incorrect department, division, or class. Click the green 'Continue' button to move to the next step.</p>	
<p>17. Select the dot next to the 4-H Club that you belong to and then select the green "Continue" box. Next, enter in a description of your exhibit and click Continue— <i>please be specific as this description for non-animal exhibits will be used to distinguish between exhibits, example – don't just type in "photo", type in more description, such as "Butterfly on leaf photo"</i></p> <p>18. Answer any Additional Questions required for that entry.</p> <p>**Once you are done with the uploads, then click the green "Continue" box.</p>	



19. When each class entry is complete, you have 4 choices for what to do next:

- If this exhibitor has more class entries to make, you can Add another Entry
- If all class entries have been completed for one exhibitor, you can Register another Exhibitor in this family.
- If all entries for all exhibitors in the family have been completed, Continue to Payment to finalize and submit your entries.

***The payment section is a formality of the system. No payment is needed, but you must go through the steps to submit your entries.*

What do you want to do next?

For DJ Tanner:

+ Add another Entry

+ Register another Exhibitor

Everything looks good!

Continue to Payment

SECTION 3 – Animal Entries

20. The first two steps of selecting a department and division are similar. Once those elections are made, the exhibitor will be asked to first select a class.

Starting an Entry

Department: Livestock Beef Cattle Change

Division: Heifers Change

Select a Class to continue

101001 : Angus Junior heifer calves (AN)	Select
101002 : Angus Winter heifer calves (AN)	Select
101003 : Angus Senior heifer calves (AN)	Select
101004 : Angus Late summer yearling heifers (AN)	Select
101005 : Angus Early summer yearling heifers (AN)	Select
101006 : Angus Spring yearling heifers (AN)	Select

20. To register an animal entry from 4-H Online, you will select the white “add an animal” box during the entry process.

21. A list of those animals that you have previously ID’d in 4-H Online that are eligible for that class are listed. Select the circle next to the animal you would like to enter. Then select the green “Select Animal” box.

***To enter a Cat, Dog, Rabbit, or Poultry, please select “Enter a New Animal Record”, and complete all applicable fields on the screen.*

Progress: 1 Club/Chapter, 2 Animals, 3 Questions, 4 Review

Entry Animals

There is no animal in this slot Add an animal

Continue

Adding an Existing Animal

Allowed Animal Types:

- Beef Commercial & Market Heifers
- Beef Registered Heifers

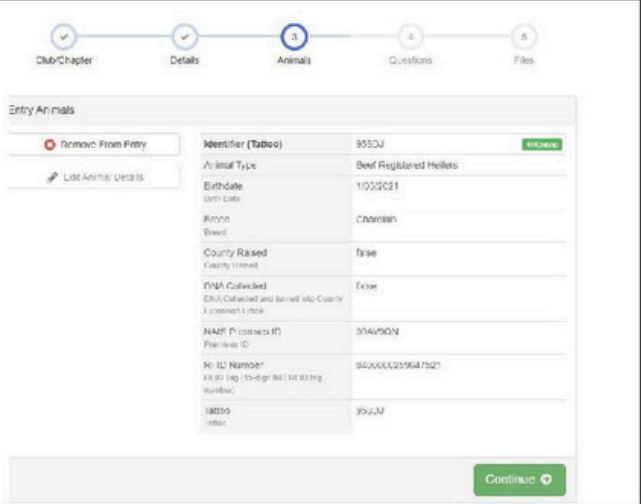
DJ Tanner

Tattoo: 958DJ View Info 4HOnline

Cancel Select Animal



22. All of the information about that animal will be pulled over from 4-H Online, so that you can check to make sure that is the correct animal. If you want to switch to a different animal, click on the “remove from entry” box. If it is correct, click the green “Continue” box.

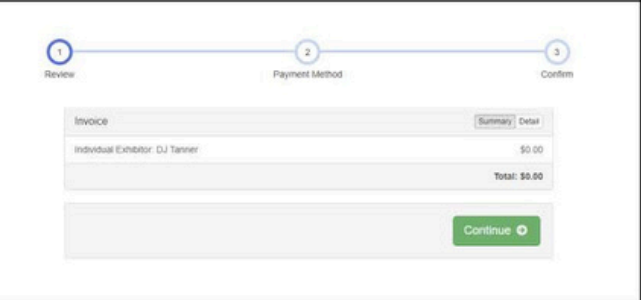


23. This then takes you to answer any Additional Questions required for that entry (similar to Step 18).

SECTION 4 - PAYMENT TAB

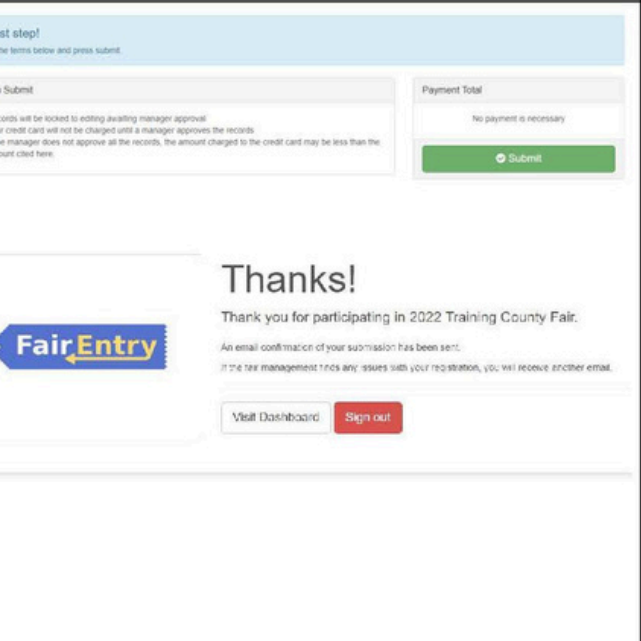
***The payment section is a formality of the system. No payment is needed, but you must go through the steps to submit your entries. It is best to enter all entries for all exhibitors in your family before completing the Payment and submission steps.

26. Review your invoice, in either summary format or detail format. If it looks correct, click the green “Continue” box. If not, go back to the entries tab and fix what you need to.



27. Select the green “Continue” box.
28. Continue to confirm and submit your entries.
NOTE: Once you hit submit, you cannot edit your entries.

29. Click the Submit button to submit your entries.
30. You will receive a “Thanks!” message. You can choose the button to “Visit Dashboard” to see your entry.



You will receive an email from FairEntry after your entry has been submitted.

You will also receive an email from FairEntry letting you know if your entry was approved or rejected by the County Extension Staff. If part of your entry was rejected, a reason will be listed and you will be able to log in and fix the problem before submitting that entry again. Please contact the **Randolph County Extension Office** if you have any problems with this process at **765-584-2271**

FAIR ENTRY DEPARTMENTS

Mini 4-H Projects	Department
Mini 4-H Projects	
Mini Beef	Mini 4-H
Mini Bicycle	Mini 4-H
Mini Collections	Mini 4-H
Mini Crafts	Mini 4-H
Mini Cupcake Decorating	Mini 4-H
Mini Dinosaurs	Mini 4-H
Mini Farm Animals	Mini 4-H
Mini Fashion Revue	Mini 4-H
Mini Foods	Mini 4-H
Mini Forestry	Mini 4-H
Mini Gardening	Mini 4-H
Mini Goats	Mini 4-H
Mini Horse & Pony	Mini 4-H
Mini Me & My Pet	Mini 4-H
Mini Models	Mini 4-H
Mini Plants & Flowers	Mini 4-H
Mini Rabbits	Mini 4-H
Mini Reading	Mini 4-H
Mini Sewing	Mini 4-H
Mini Sheep	Mini 4-H
Mini Sun, Stars & Space	Mini 4-H
Mini Swine	Mini 4-H
Mini Whales & Dolphins	Mini 4-H
Mini Wildlife Adventure	Mini 4-H

General Projects	Department
Aerospace	State Projects

Animal Science Posters	County Only Exhibits
Aquatic Science	County Only Exhibits
Arts and Crafts Basic	Arts & Crafts
Beekeeping	State Projects
Bicycle	County Only Exhibits
Cake Decorating	State Projects
Child Development	State Projects
Collections	County Only Exhibits
Community Service Project	Community Service
Computer Science/Robotics	State Projects
Construction & Architectural Replica	Arts & Crafts
Consumer Clothing	State Projects
Creative Writing	State Projects
Crops	County Only Exhibits
Demonstration	State Projects
Electric	State Projects
Entomology	State Projects
Fashion Revue - Cons Clothing	State Projects
Fashion Revue - Gr. 3-7	County Only Exhibits
Fashion Revue - Gr. 8-12	State Projects
Fine Arts	Arts & Crafts
Floriculture	State Projects
Foods, Baked	State Projects
Foods, Preserved	State Projects
Forestry	State Projects
Garden Collection	State Garden
Garden Education	State Garden
Garden Herb	State Garden
Garden Single Vegetable	State Garden

IMPORTANT UPDATED STATE 4-H POLICIES

The following statewide deadlines will be followed by all county programs annually: July 1 - FairEntry Deadline. This is the system where you will enter your classes you plan to exhibit (**ALL Livestock, Horse/Pony, Mini 4-H and Husted Hall Project**) July 1 serves as the “drop/add” deadline for 4-H projects. Livestock projects must identify classes of exhibition.

- Livestock members **MISSING** this deadline may exhibit in a participation only class to receive feedback from the judge. Youth may still participate fully in showmanship classes.
- Building projects **MISSING** the deadline may compete and the highest placing is “blue.” Counties should correct mistakes in classes in FairEntry when mistakes are made by 4-H members.

FAIR ENTRY DEPARTMENTS

Genealogy	State Projects
Geology	State Projects
Gift Wrapping	County Only Exhibits
Health	State Projects
Home Environment	State Projects
Information 4-H Presentation	State Projects
Lawn&Garden Tractor Oper. Skills	State Projects
Lawn & Garden Tractor Poster	State Projects
Microwave Cooking	County Only Exhibits
Model Craft	Arts & Crafts
Needle Craft	Arts & Crafts
Photography	State Projects
Pocket Pets	County Only Exhibits
Professional Persuasive Presentation	State Projects
Public Speaking	State Projects
Randolph County Heritage	County Only Exhibits
Reading	County Only Exhibits
Reading	County Only Exhibits
Recycling	County Only Exhibits
Sandart	County Only Exhibits
Scrapbooking	County Only Exhibits
Sewing Construc. Non-Wearable	State Projects
Sewing Construction Wearable	State Projects
Shooting Sports Education	State Projects
Small Engines	State Projects
Soil & Water Science	State Projects
Sport Fishing	State Projects
Tractor Operator Education	State Projects
Tractor Operator Skills	State Projects

Veterinary Science	State Projects
Weather and Climate Science	State Projects
Welding	County Only Exhibits
Wildlife	State Projects
Woodworking	State Projects
Zero Turn Radius Mower Operator Skills	State Projects
Zero Turn Radius Mower Safety Education	State Projects

Cattle	Department
Beef Heifers	Beef
Cow/Calf	Beef
Feeder Beef Steers	Beef
Market Heifers	Beef
Steers	Beef
Beef Showmanship	Beef
Dairy Beef Steers	Dairy Beef Cattle
Dairy Beef Showmanship	Dairy Beef Cattle
Dairy Beef Feeder Calf	Dairy Beef Feeder Calf
Dairy	Dairy Cattle
Dairy Showmanship	Dairy Cattle
Dog	
Agility	Dog
Dog Showmanship	Dog
Obedience	Dog
Drill Team	Dog

Extended Office Hours on July 1st from 4:00-7:00pm to help you enter your projects into FairEntry.

FAIR ENTRY DEPARTMENTS

Service Dog	Dog
Dress the Dog Contest	Dog
Goats	
Dress the Goat Contest	Dress the Goat Contest
Dairy Goat Showmanship	Dairy Goat
Dairy Goat Wethers	Dairy Goat
Dairy Goat Does	Dairy Goat
Meat Goat Market Does	Meat Goat
Meat Goat Market Goats	Meat Goat
Meat Goat Does	Meat Goat
Meat Goat Showmanship	Meat Goat
Fainters/Fibers/Kikos Wethers	Ornamental Goats
Fainters/Fibers/Kikos Does	Ornamental Goats
Ornamental & Pygmy Does	Ornamental Goats
Ornamental & Pygmy Wethers	Ornamental Goats
Ornamental Showmanship	Ornamental Goats
Horse & Pony	
Halter	Horse & Pony
Performance	Horse & Pony
Versatility	Horse & Pony
English Performance	Horse & Pony
Jumping	Horse & Pony
Contesting	Horse & Pony
Poultry	
Commercial	Poultry
Large Fowl Exhibition	Poultry

Bantam	Poultry
Pigeons	Poultry
Turkeys	Poultry
Guinea	Poultry
Waterfowl Geese	Poultry
Waterfowl Ducks	Poultry
Rabbits	
4 Class Breeds	Rabbits
6 Class Breeds	Rabbits
Meat	Rabbits
Baby Bunny	Rabbits
Rabbit Ambassador	Rabbits
Sheep	
Breeding Ewes	Sheep
Market Lambs	Sheep
Sheep Showmanship	Sheep
Swine	
Breeding Gilts	Swine
Crossbred Gilts	Swine
Market Gilts	Swine
Barrows	Swine
Showmanship	Swine

INDIANA 4-H LIVESTOCK QUALITY CARE TRAINING

To exhibit beef cattle, dairy cattle, swine, sheep, meat goats, dairy goats, poultry and rabbits at the Randolph county fair and Indiana State Fair, 4-H members must be certified through the Indiana 4-H Livestock Quality Care training or the online Youth for the Quality Care of Animals program. Quality Assurance training must be completed by 4-H members annually. **In-person trainings will cost \$3**

Upcoming training dates.

- June 24 from 10:00-11:00AM at the Randolph County Fairgrounds
- June 24 from 5:00-6:00PM at the Randolph County Fairgrounds
- July 1 from 5:30-6:30PM at the Randolph County Fairgrounds

2024 Camper Registration Form

If you wish to reserve a space for your camper during the 2024 4-H Fair, July 19-26, fill out the form below and **return to the Extension Office (with payment), 1885 S US Hwy 27, Winchester, IN 47394 by July 1st.** Checks are to be made payable to: **Randolph County 4-H Club, Inc.** Fees are listed below. Space is available on a first-come, first-serve basis.

NO SPOTS WILL BE RESERVED WITHOUT PAYMENT

_____ **Yes, I understand that no generator will be allowed to be used in the camper area.**

Name _____
Address _____
Phone (____) _____

Only 4-H'ers who show livestock will be allowed to stay overnight on the 4-H Fairgrounds. **Parents** MUST accompany 4-H'ers staying overnight. See page 28, Rule 19 in the fairbook for more information.

Livestock Specie Being Shown _____

Please indicate by name if there is another camper you would like to camp by:

CAMPING SPACES & FEES

Please check which option you are requesting:

_____ Electric \$150/week
_____ Non-Electric \$30.00/week
_____ Horse & Pony Camping Area* \$30.00/week

(*Must be reserved through the Extension Office)

- ◆ Overnight Camping Permit Numbers will be assigned
- ◆ It is required that all 4-H campers will be accompanied by a parent or guardian at the camper by the closing of the fair each night at 11pm. If not a parent/guardian will be contacted to pick up member.

Reminder: No dogs are allowed on the fairgrounds, except day of dog show and being shown by exhibitor during a dog obedience/agility show or being used to assist you.

***All 4-H'ers and Parents MUST come to the Extension Office during the 4-H Fair and pick up the 4-H'ers overnight cards and sign the Behavioral Expectations form.
PARENTS MUST SIGN FOR ALL 4-H'ERS REGARDLESS OF THEIR AGE. Cards will be available starting Noon on Saturday, July 20.

Fair Entry
is required
by July 1

Purdue Extension—Randolph County Office Staff

Julie Wilson
Extension Educator
CED/4-H Youth
jelsbury@purdue.edu

Amy Alka
Extension Educator
ANR
aalka@purdue.edu

Zoë Robinson
Extension Educator
HHS
robin389@purdue.edu

Casey Seliga
Nutrition Education Program
cseliga@purdue.edu

Sue Thornburg
Office Manager
lthornbu@purdue.edu

Office Phone: 765-584-2271 or 765-584-8005
Office Hours: Monday—Friday, 8 AM—4 PM
www.extension.purdue.edu/randolph



It is the policy of the Purdue University Cooperative Extension Service that all persons have equal opportunity and access to its educational programs, services, activities, and facilities without regard to race, religion, color, sex, age, national origin or ancestry, marital status, parental status, sexual orientation, disability or status as a veteran. Purdue University is an Affirmative Action institution. This material may be available in alternative formats.