

Revised 1991

Consumer Clothing

Project/Notebook Requirements

Intermediate: You will be in the Intermediate division of this project for three years – grades 6, 7, and 8. Each year you will add a section to your notebook about the garments that you have purchased and the activities that you have completed. New record sheets will be given to you each year that you are in the project, but you will receive only one project manual per level.

Exhibit Requirements:

1. Complete a notebook. (40%)
2. Purchase a total outfit* of 2 or 3 garments. Accessorize with items already in your wardrobe. (30%)
3. Model the outfit in the “Consumer Clothing” fashion revue. (30%)


***Outfit: Garment or garments that when put together make a complete look. An outfit does not require additional garments in order to be worn.**

Notebook:

Add information to the three-ring-binder that you begin in the Beginner Division of this project. Put the most recent year's information at the front. If this is your first time in this project, get a three ring binder and decorate it any way you would like. The notebook will be judged on the following items:

1. A title page:
 - a. Your name and Age
 - b. Project name and division (Intermediate)
2. Consumer Clothing record of Purchases page
3. Information gathered sheet – Use a separate sheet for each of the garments that you have purchased for this project.
4. Photographs
 - a. One photo should show you wearing the garments as they will be modeled.
 - b. Two copies of this picture will be needed; one in the notebook and one not mounted to be turned in when the project is checked in. Another picture in the notebook should show the outfit with different accessories from your wardrobe; this demonstrates the versatility of your outfit.
5. Complete one activity from each group in the manual. Describe what you did for each activity and the results or findings. Write about each on a separate page. Label by group number and letter as they are in the manual. (For example, Activity Group 1-A) Each year you will select other activities from each group on which to report.
6. Complete the “Consumer Clothing Summary” form and include it in your notebook. Answer each of the questions completely. This is the opportunity to explain to the judge what you did in this project and why, as well as what you learned.

The “Consumer Clothing” Record Sheet (4-H 751) goes in your green record book. It must be signed by your 4-H Leader and turned in with your project.



**Consumer Clothing
Record of Purchases**


Name: _____ Division: Intermediate

Summary of Expenses

List the item/items purchased as part of this project.

_____	\$ _____
_____	\$ _____
_____	\$ _____
_____	\$ _____
_____	\$ _____
_____	\$ _____
_____	\$ _____
Total Expenses	\$ _____

List those items that you already had that will be worn as part of this project.



Revised 1991

**Consumer Clothing
Information Gathered**

A separate sheet is needed for each garment purchased.

Name of Garment: _____
(Blouse, skirt, or pants, for example)

Attach price tag for this garment:

What is the fabric content of this garment? This information will be on a label that is sewn inside the garment. List that information here.

Write the care instructions that are sewn in the garment here:

Attach the "hang tags" that were on this garment when you purchased to the lower part of this page.



Revised 1991

**Consumer Clothing
Information Gathered**

A separate sheet is needed for each garment purchased.

Name of Garment: _____


(Blouse, skirt, or pants, for example)

Attach price tag for this garment:

What is the fabric content of this garment? This information will be on a label that is sewn inside the garment. List that information here.

Write the care instructions that are sewn in the garment here:

Attach the "hang tags" that were on this garment when you purchased to the lower part of this page.



Revised 1991

**Consumer Clothing
Information Gathered**

A separate sheet is needed for each garment purchased.

Name of Garment: _____

(Blouse, skirt, or pants, for example)

Attach price tag for this garment:

What is the fabric content of this garment? This information will be on a label that is sewn inside the garment. List that information here.

Write the care instructions that are sewn in the garment here:

Attach the "hang tags" that were on this garment when you purchased to the lower part of this page.



My Consumer Clothing Summary

Tell the judge about your outfit and what you learned in this project by answering the following questions:


How did you decide what you needed to buy?

Describe the garment/garments that you purchased.

Where will you wear this outfit?

List three (3) things that you learned in this project.


What did you like best about this project?



Consumer Clothing Scorecard

	Excellent	Good	Fair
The Notebook (40%) <ul style="list-style-type: none">✓ Includes all items as listed✓ Answers are completed and well done✓ Notebook is neatly done			
Modeling of Garments (30%) <ul style="list-style-type: none">✓ Grooming✓ Fit of Garments✓ Accessories			
Garments Selected (30%) <ul style="list-style-type: none">✓ Fabric✓ Colors✓ Garment Quality✓ Garment Design			

SAMPLE



CONSUMER CLOTHING

DIVISION _____ NUMBER OF YEARS IN THIS DIVISION _____
 INDIANA 4-H CLUB RECORD

Name _____ Grade _____ Year 20 _____

Name of club _____ Number of years in 4-H _____

I have reviewed this project and record and have made comments about progress and project completion.

Signature of leader _____ Date _____

Record of Activities

Activities	What I Learned

Record of Purchases

What I Bought	Fiber/Material - Care Required	Total Cost	Reason(s) for Purchases

Consumer Clothing skills I learned this year

What I did to improve my appearance, grooming, and care of clothing

It is the policy of the Purdue University Cooperative Extension Service, David C. Petritz, Director, that all persons shall have equal opportunity and access to the programs and facilities without regard to race, color, sex, religion, national origin, age, marital status, parental status, sexual orientation, or disability. Purdue University is an Affirmative Action employer. This material may be available in alternative formats. 1-888-EXT-INFO

<http://www.agcom.purdue.edu/AgCom/Pubs/menu.htm>