



Rabbit Identification

Animal Identification

4-H members (Grades 3 – 12) must identify all Rabbits in the 4-H Online system by the species deadline or earlier county deadline if applicable to be eligible for exhibition.

- Rabbits must be entered into 4-H Online no later than May 15.


Animal Identification in 4-H Online


Please complete the following steps to identify your livestock in the 4-H Online system.

1. Login to your family profile at: <https://v2.4honline.com> using your family email address and password associated with your 4-H enrollment record.
 - a. If you have forgotten your password, please use the ‘Reset password’ option on the 4-H Online login page, and you will be sent a new temporary password.
 - b. If you have forgotten your family email address or turned in a paper 4-H enrollment form, please contact your local Purdue Extension Office for assistance.
2. Click View next to the Member’s record for whom you would like to add an animal



Member List





Boilermaker

dhgo500@yahoo.com

1798 S CHIGGER HOLLOW EAST DR

CRAWFORDSVILLE, IN 47933-9473

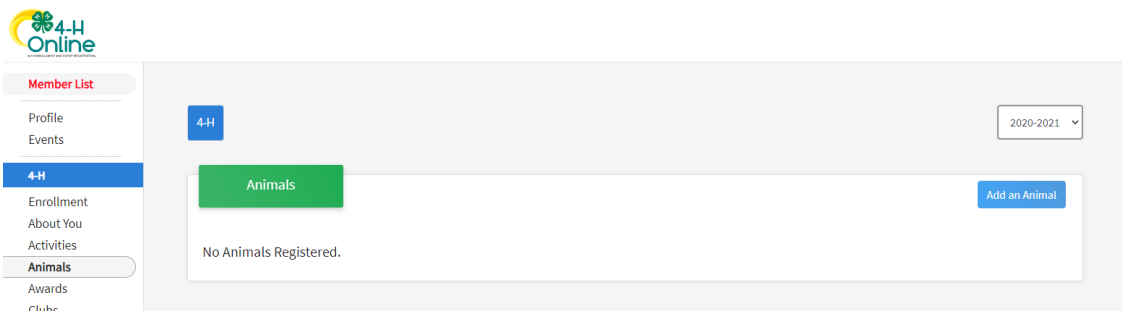
765-494-8437

Training County

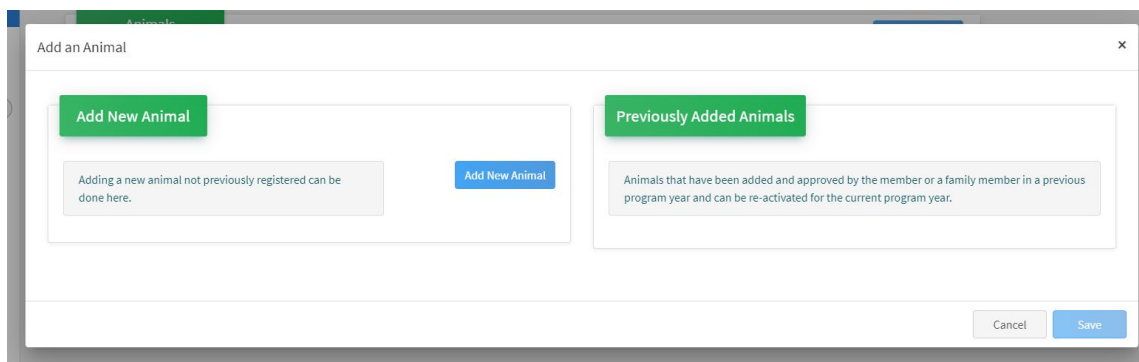
Member		Programs
Amelia Boilermaker #323606 <small>Feb 16, 2011</small>	View	4-H ClubMember - Approved <small>Enrolled for 2020-2021 program year</small>
Andy Boilermaker #325892 <small>Feb 5, 1992</small>	View	4-H Volunteer - Approved <small>Volunteering for 2020-2021 program year</small> <small>Trainings Complete</small>
Angie Boilermaker #324615 <small>May 9, 1989</small>	View	4-H Volunteer - Declined <small>Volunteer Application Rejected</small> <small>Trainings Complete</small>
Caleb Boilermaker #328020 <small>Nov 17, 2014</small>	View	4-H ClubMember - Incomplete <small>Continue Enrollment</small>
Chance Boilermaker #325891 <small>Mar 1, 2011</small>	View	4-H ClubMember - Approved <small>Enrolled for 2020-2021 program year</small>



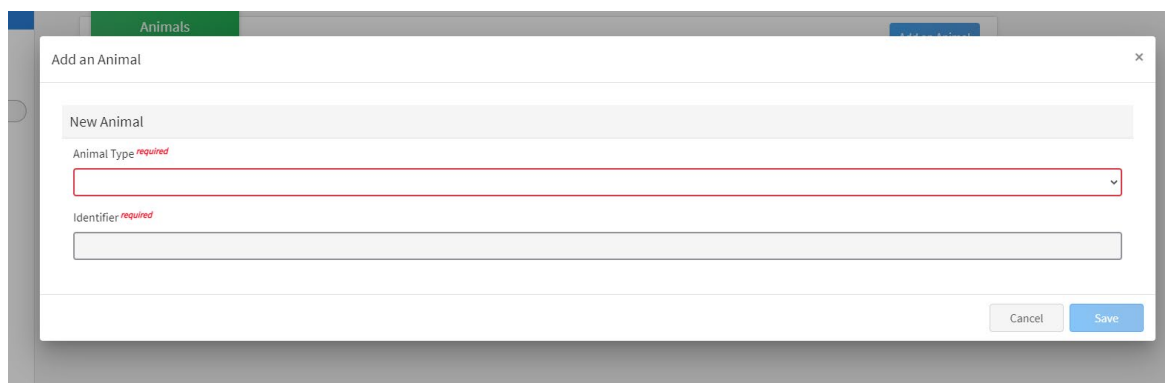
3. Click Animals in the navigation panel
4. Click the blue Add an Animal button.



5. Click on Add New Animal to start adding a new animal.



6. Select the appropriate Rabbit animal type from the dropdown menu.
 - a. Rabbit Meat Classes
 - b. Rabbit- 4 Class
 - c. Rabbit 6 Class
7. Enter the required Tattoo,
8. Click Save.



9. Read the on-screen instructions for Animal ID requirements for County Fair and Indiana State Fair Exhibition.
10. Click on the button "Show Questions" after reading the instructions
11. Required fields are indicated, but be sure to complete all other visible fields as applicable.
12. Click next once completed.

13. Review the entered information. Use the Back button at the bottom of the page to return to the previous screen to make corrections if needed.
14. Once the entered information is correct and reviewed, click the Submit button.
15. The animal information will display on the screen with the status, created, modified and submitted date and time stamp (local time). You will also receive a confirmation email upon submission.
16. To add more animals for the same member repeat steps 3-15. To add animals for another member return to the Member List and View another member.

****Note**** Members are able to edit Animal ID information until the species-specific Animal ID deadline of **May 15th**. Click on the Animals tab from your account at any time to view the status for all of the animals for a member in the family.

Family Enrollment of Animals

Animals are automatically co-enrolled within the same family (Siblings and stepsiblings). The animals may be identified under a single 4-H member in 4-H Online and be exhibited by a different sibling listed in the same family profile. With this capability in 4-H Online, animals do not need to be entered under each 4-H member in the family. The exhibit management program will allow a member to select to exhibit any animal identified by the family in 4-H Online. It is suggested that at least 1 animal be identified by each member enrolled in the project.