

Laporte County Mini 4-H Guide



GRADES K - 2

LEARN AND GROW WITH US!



Extension - 4-H Youth
Development



Welcome!

Welcome to the LaPorte County Mini 4-H Program and congratulations to your family for choosing to make 4-H a part of your life! We are excited to have you join us! We know it can be a little overwhelming at first but we are here to help! Mini 4-H is designed for youth in grades K-2 and encourages positive youth development, gives the opportunity to explore interest, and introduce you to LaPorte County 4-H.



In this Guide

Welcome
Office Hours & Location
Purdue Extension LaPorte
County 4-H Staff
What Exactly is 4-H
Enrollment

4-H Traditions
Stay Connected
Eligibility (EEO)
Projects & Livestock
Exhibition Ready
Project Descriptions
Mini 4-H Activities

Office Hours & Location

The local 4-H Youth Development Extension Educators manage the county 4-H program on a daily basis. Feel free to use any of the means listed below to contact us with any questions that may arise throughout the year.

The Purdue Extension - LaPorte County Office:

2857 W. State Road 2, Suite A, LaPorte, IN 46350

Phone: 219-324-9407


There is also a drop box available on the outside of the office, next to the entrance doors.

Office Hours are:

Monday to Friday 8:00 am to 4:00 pm, Closed County Government Holidays, Open until 6 PM on the Second Thursday of the Month

LaPorte County Extension web site:


www.extension.purdue.edu/laporte



Purdue Extension LaPorte County 4-H Staff

Kelsey Guadarrama

4-H Youth Development
Educator
ksajdera@purdue.edu



Lauren Allison

4-H Youth Development
Educator
lnalliso@purdue.edu



Kelly Wozniak

4-H Administrative
Assistant
woznia11@purdue.edu

What Exactly is 4-H

4-H Mission: The Indiana 4-H Youth Development mission is to provide real-life educational opportunities that develop young people who will have a positive impact their communities and world.

4-H Vision: Indiana 4-H Youth Development strives to be the premier, community-based program empowering young people to reach their full potential.

4-H Traditions

4-H Emblem: Four-leaf clover with the letter "H" on each leaf. The emblem is federally protected. The Hs stand for Head, Heart, Hands, and Health.

Motto: "To make the best better."

Slogan: "Learn by Doing."

Colors: If you have not already guessed our colors are green and white. Green symbolizes nature's most common color and represents life, springtime, and youth. White symbolizes purity.

4-H Pledge: I pledge
My head to clearer thinking,
My heart to greater loyalty,
My hands to larger service, and
My health to better living,
For My club, my community, My country and my world.

Enrollment

We encourage you to sign up between October 1st and January 15th of each year to get the most out of your 4-H experience, however, new members are always welcome! You can enroll in 4-H by visiting [4HOnline](#), register, and pay the \$5 program fee! This is on an annual basis.

Mini 4-Her's are not required to attend meetings, however there are numerous LaPorte County 4-H Clubs that welcome Minis. There are also Mini Mondays workshops they can attend! Contact the Extension Office to learn more!

Eligibility

In LaPorte County, Mini 4-H is offered to all youth grades Kindergarten through 2nd grade.

Exhibition Ready

Mini 4-H members can exhibit projects during the LaPorte County Fair. It is a week that allows youth to showcase their talents and interests.

Projects that are brought to fair are displayed but not judged. The Mini 4-H program is non-competitive, but they will receive feedback and a ribbon for their projects!

Mini 4-H members are encouraged to use their imagination and do activities they have an interest in.

- How many projects? Mini 4-H members can do up to 3 projects.
- Exhibit Tag | All projects need an exhibit tag. The tag will be 4 ¼ inches x 5 ½ inches and goes in the lower right hand corner and will be given out in June!
- Posters | Mini posters are 16X20 and will be displayed horizontally. The poster needs to have stiff backing and a clear plastic covering. Poster sleeves are available at the Extension Office.

STAY CONNECTED

LaPorte County

Thursday Tidbit: This is our bi-weekly newsletter. Be sure to read it completely as it has a lot of information about upcoming events and activities. This includes the mini 4-Her's as well!

Facebook: We have a Facebook page in case of changes and other events.

4HOnline: We will send emails and updates through your 4HOnline account. Please do not just delete these emails, make sure you are reading what we send.

4-H Handbook: The 4-H Handbook is found on the LaPorte County Extension website. All projects and requirements listed for the current year.

Projects

Arts & Crafts
Collections
Dinosaurs
Foods
Gardening

Models
My Pet & Me
Photography
Sewing
Sun, Stars, & Space

Trees
Wearable Art
Wildlife

Mini Arts & Crafts

Let's be creative and make a craft. Use your imagination as you design your craft.

Exhibit one of the following:

- Beading (necklace, bracelet, key chains)
- Crafts Kit (diamond dots, origami)
- Drawing
- Decoupage
- String Art
- Leather Craft
- Weaving
- Spatter painting
- Pinch Pot
- Design your own craft, and more





Mini Collections

Everyone loves to collect things. Collecting is as easy as finding a group of your favorite erasers or gathering a group of rocks. Learn more about collecting and why people collect items.

Exhibit one of the following:

- A sample of your collection, displayed as a poster, in a shoe box, scrapbook, or display case. Include a description of your collection and why you chose to collect them!
- A report on a collection you saw at a museum or library.
- Survey friends and family to find out what they collect.



Mini Dinosaurs

They may no longer walk the earth, but they are still very popular. Learn about fossils, different kinds of dinosaurs, where they lived, and how they became extinct.

Exhibit one of the following:

- A fossil cast (max. size 12" x 12").
- A dinosaur scrapbook.
- A dinosaur model.
- A poster showing how big dinosaurs were.



Mini Foods

If you like food and love to help in the kitchen, then this is the project for you! Learn about measuring, nutrition, making easy recipes and kitchen safety.

Exhibit one of the following:

- Display 6 no bake cookies on a 9 inch plate.
- Make a poster on kitchen safety.
- Make a recipe book that includes your favorite meals and snacks.
- A poster showing how to properly measure.
- Prepare and display a popcorn, snack, or trail mix in an air tight container or snack bag.
- Make and prepare marshmallow treats.
- Make a poster showing MyPlate.
- Display a 4-H Cooking Kit.

Mini Gardening

This project will introduce you to plants. Some plants are used for decoration and others are used for food. Plants can be grown inside or outside.

Exhibit one of the following:

- A plate of three vegetables.
- A pot person. Draw a face on the pot, fill with soil, and plant grass for hair.
- Plant a garden and create a poster that includes the size of the garden and what you grew!
- Create a mixed planter.
- A Fairy Garden (max. size for container is 19" x 19")
- Create a small terrarium (max. size for container is 8").

Mini Models

Do you like to build things? Learn about models and the different ways to make them.

Exhibit one of the following:

- One snap together plastic model.
- A model made using Legos®.
- A store bought model kit.
- A model made of clay or popsicle sticks.
- A model made from different things.
- Make a 12x12 farm model. Include plastic animals, crops, tractors, and/or other farm machinery.



Mini My Pet & Me

Would you like to share with others information about the animals that live with you?

Exhibit one of the following:

- A poster or scrapbook about your pet. Include pictures, your pet's name, when you got your pet and what you and your pet like to do!
- A poster explaining the responsibilities of caring for your pet.



Mini Photography

Do you like to take pictures? Capture some of your favorites and share your best pictures with us.

Exhibit the following:

All Divisions:

- Pictures should be no smaller than 3 1/2 x 5" and no larger than 4x6".
- Pictures must have been taken by the Mini 4-H within the last year.
- Pictures should be mounted on a 16x20" horizontal poster that is covered with a plastic sleeve and has a backing of foam board.
- Keep an open space in the lower right corner for your exhibit tag.

Kindergarten & First Grade:

- Exhibit up to 4 color pictures. Number each picture and place a title at the top of your poster. The title may be of your choosing.

Second Grade:

- Exhibit up to 4 color pictures that tell a story about one topic. Number and label each picture according to what it tells about your topic. place a title at the top of your poster. The title may be of your choosing.

Mini Sewing



Learn basic skills for sewing. Begin putting together the equipment needed for doing easy home sewing and repair work.

Exhibit one of the following:

- A sewing kit using an old shoe box covered in fabric or paper.
- A pin cushion, your finished project should be no bigger than 4"x5".
- A hand puppet and "dress" your puppet however you like.
- An apron.



Mini Sun, Stars, & Space

Learn about planets, asteroids, comets, stars, and constellations.

Exhibit one of the following:

- A solar system mobile.
- A self-made asteroid or comet.
- A constellation poster.
- A story board about what you would find or do if you were an astronaut.

Mini Trees

What about trees? Have you ever wondered how trees get food & water? Do you know how to tell how old a tree is? Did you know there are trees native to Indiana?

Exhibit one of the following:

- A drawing of the ways your favorite tree looks in each of the four seasons.
- A booklet of leaf rubbings. Try to identify the leaves.
- A poster about one native tree from Indiana.
- Plant a small tree and make a scrapbook of the steps you took.

Mini Wearable Art

Wearable art is an article of clothing or accessory, worn or carried, that has been creatively decorated. This includes, but not limited to, painting, tie dying, applique, or any other technique that decorates the finished project.

Exhibit one of the following:

- An article of clothing, accessory or tote bag decorated.




Mini Wildlife

Do you ever wonder about the animals that live in the woods and open areas around your home. Learn about the different wildlife groups.

Exhibit one of the following:

- Birds of Indiana poster.
- Collection of insects (max. size 12" x 12").
- A poster about an animal's habitat.
- Make a Bird or Squirrel feeder.
- A poster about the fish of Indiana.
- Any other wildlife subject that is age appropriate.



Mini 4-H Activities

All Mini 4-H activities will be promoted in the newsletter and on our FaceBook page.

Mini Mondays - Once a month minis get together to make projects and meet new friends.

Mini 4-H Day Camp - A day full of adventure.

Bike Rodeo - Come learn about bike safety and ride your bike through our safety course. Usually takes place in June.

Pedal Tractor Pull - A fun activity that takes place during the fair in the Livestock Arena. Advance fair entries are required to participate.

Pet Parade - Usually takes place the night of Mini 4-H project check-in.

Livestock projects

Mini Dairy

Mini Goats

Mini Miniature Equine

Mini Poultry

Mini Rabbit

Mini Sheep

Mini Swine

Parents of Mini Members must sign a waiver of liability in FairEntry before the member may take part in any event involving live animals.

For all Mini Livestock Shows except Poultry

Mini 4-H'ers **must borrow** an animal owned by another 4-H member. The animal must be registered and entered by a currently enrolled 4-H member in current year's fair. You will be allowed to exhibit one animal and **Advance fair entries are required for ALL Mini livestock shows.**

Mini poultry



Exhibit one poultry, any sex or age.

You may exhibit and show your own poultry bird all week at fair.

IMPORTANT:

All birds must be blood tested and have proof of blood test at project check-in. Birds entering the barn during check-in will be examined for parasites and disease. If any are found, the bird will not be allowed to stay.

Legals

It is the policy of the Purdue University Cooperative Extension Service that all persons have equal opportunity and access to its educational programs, services, activities, and facilities without regard to race, religion, color, sex, age, national origin or ancestry, marital status, parental status, sexual orientation, disability or status as a veteran. Purdue University is an Affirmative Action institution. This material may be available in alternative formats.

The 4-H Program, LaPorte County Agricultural Association, LaPorte County 4-H Council, Inc. and Purdue Extension LaPorte County staff may not be help responsible for the safety of exhibits. Nor will they be liable for losses or damage sustained due to vandalism, theft, weather, fire, accidents, or any other cause. Exhibitors wishing to insure themselves, or their belongings may do so at their expense. The entries are subject to all rules and regulations of the LaPorte County 4-H Program.

Notes:

Notes:

We look forward to
working with you!
Please reach out to
us if you need help!

HEAD
HEART
HANDS
HEALTH

