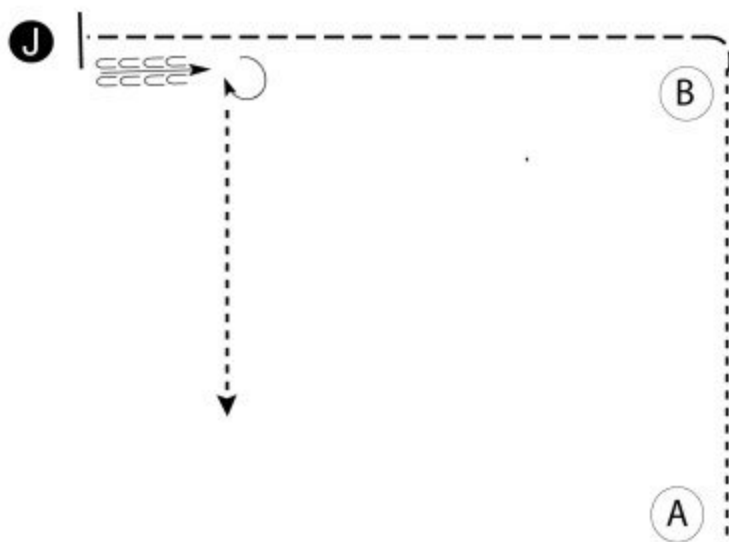


2023 Fair

Showmanship level 1

Show Date: 08-07-2023



Be ready at A.

1. Walk to B.
2. Trot around B and to judge.
3. Stop and set up for inspection.
4. When dismissed, back one horse length.
5. Turn 270 degrees and walk straight off.

Walk	-----
Trot	- - - - -
Back	← ⊃ ⊃ ⊃ ⊃
Marker	⊙ B
Judge	⊙ J

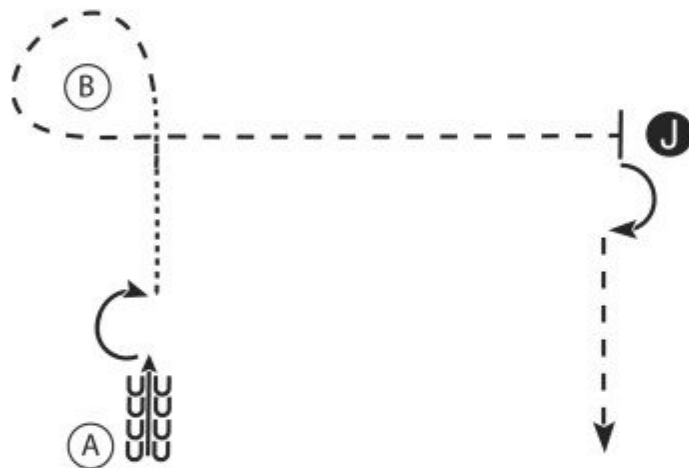
[S/1-23]

Pattern Provided by:
Lake County 4-H

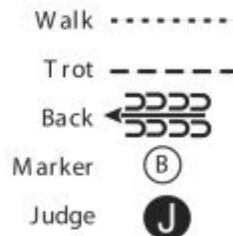
2023 Fair

Showmanship level 2

Show Date: 08-07-2023



1. At A back 4 steps
2. Perform a 180 degree turn
3. Walk to B
4. At B trot around B and to the judge, set up for inspection
5. When dismissed perform a 90 degree turn and trot straight away from the judge



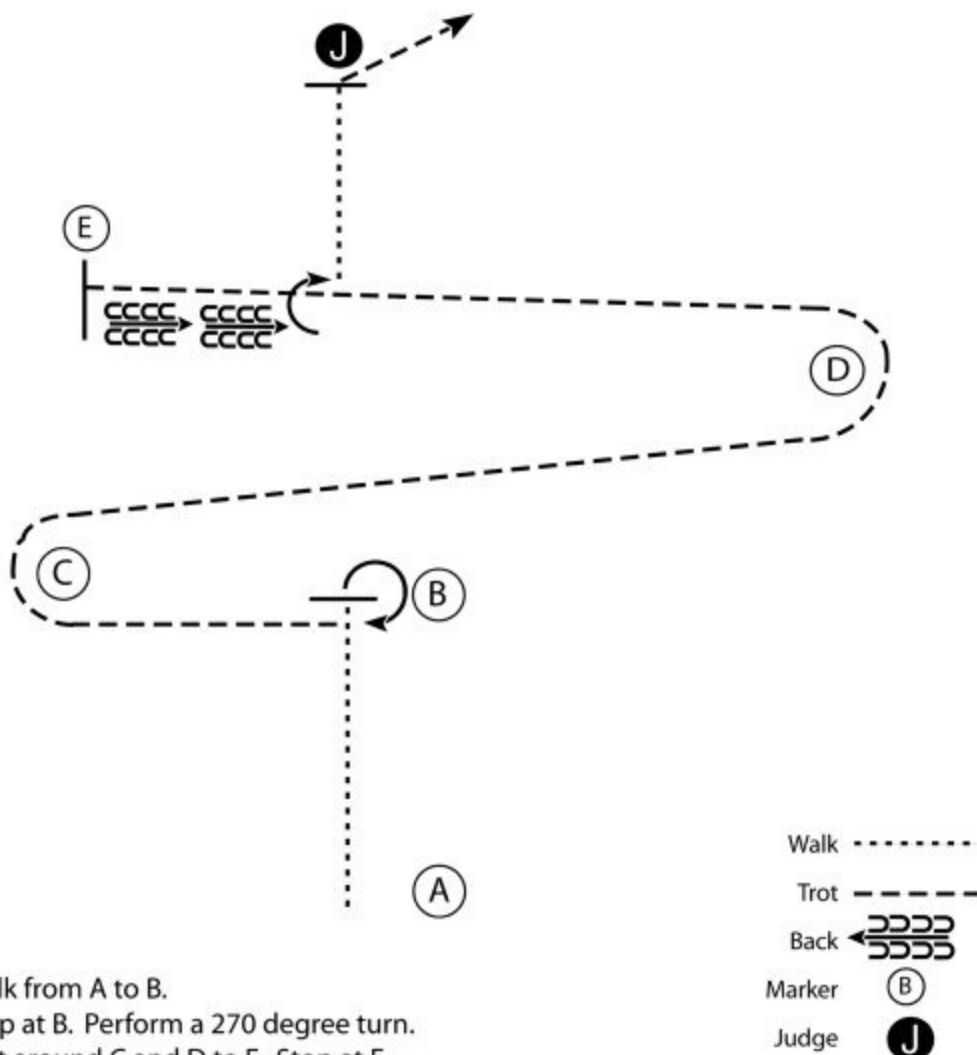
[S/2-1]

Pattern Provided by:
Lake County 4-H

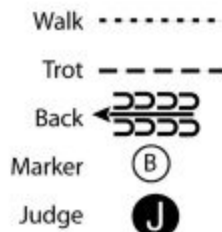
2023 Fair

Showmanship level 3

Show Date: 08-07-2023



1. Walk from A to B.
2. Stop at B. Perform a 270 degree turn.
3. Trot around C and D to E. Stop at E.
4. Back 5 steps. Perform a 90 degree turn.
5. Walk to the Judge and set up for inspection.
6. When dismissed trot to the line-up.



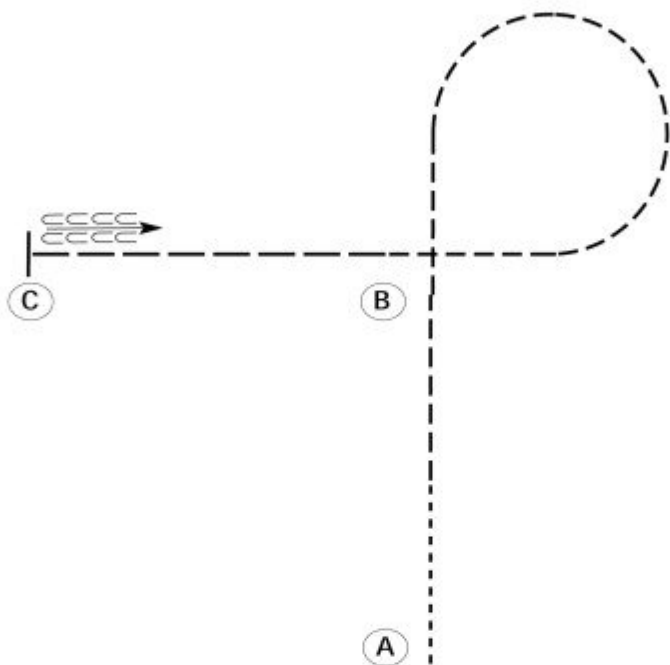
[S/3-18]

Pattern Provided by:
Lake County 4-H

2023 Fair

Walk trot level 1

Show Date: 08-07-2023



Be ready at A.

1. Walk from A 1/2 way to B.
2. Jog the rest of the way to B.
3. Jog a circle to the right.
4. Extend the jog from B to C.
5. Stop at C and back one horse length.

Retire to the rail or line up at a jog.

Walk	-----
Jog	- - - - -
Extended Jog	— — — —
Lope	————
Leg Yield	
Lead Change	— / —
Back	← — — — —
Marker	(B)
Sidepass	← — — — — →

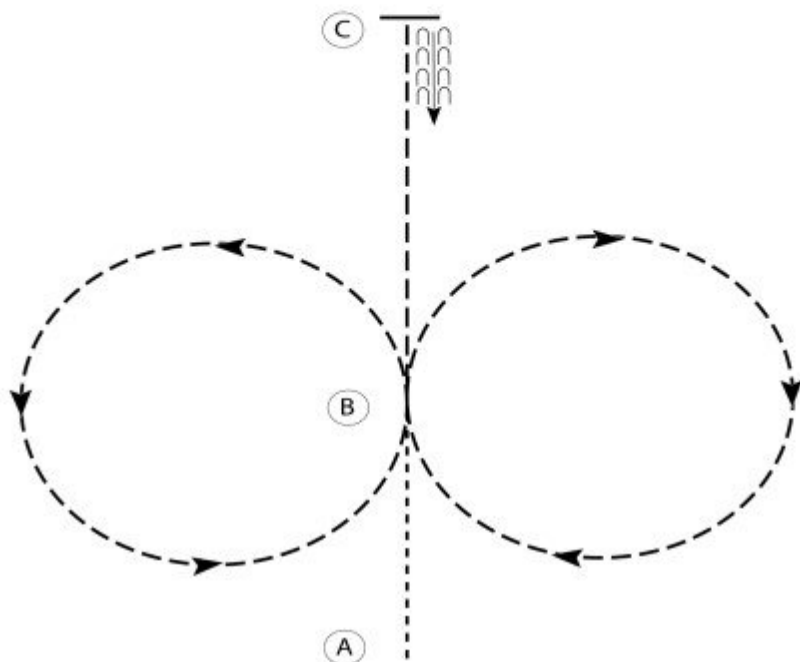
[WH/WT-25]

Pattern Provided by:
Lake County 4-H

2023 Fair

Walk trot level 2

Show Date: 08-07-2023



1. Walk A to B.
2. At B posting trot a circle to the right on the proper diagonal.
3. At B posting trot a circle to the left on the proper diagonal.
4. At B sitting trot to C.
5. At C stop and back approximately one horse length.

Walk
Trot	-----
Extended Trot	-----
Canter	—————
Leg Yield	
Lead Change	///
Back	←←←←←
Marker	(B)
Sidepass	←←
Hand Gallop	—————

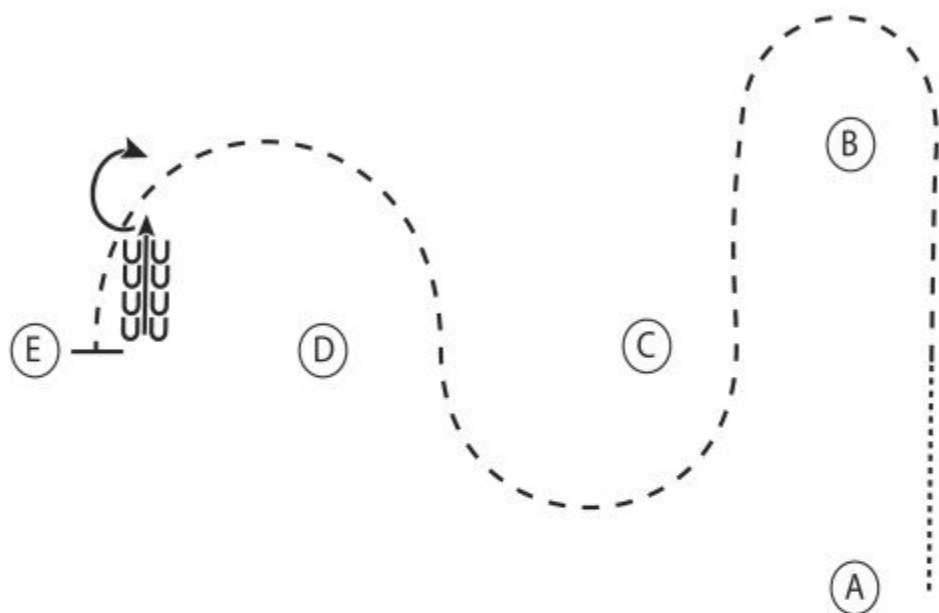
[HSE/WT-5]

Pattern Provided by:
Lake County 4-H

2023 Fair

Walk trot level 3

Show Date: 08-07-2023



1. Walk half way from A to B
2. Sitting trot to B
3. Posting trot at B, around C and D to E, performing proper diagonal changes
4. Stop at E and back 4 steps
5. Perform a 180 degree turn to the right

Walk
Trot	- - - - -
Extended Trot	- - - - -
Canter	—————
Leg Yield	
Lead Change	///
Back	←←←←
Marker	(B)
Sidepass	- - - - - ←

[HSE/WT-3]

Pattern Provided by:
Lake County 4-H

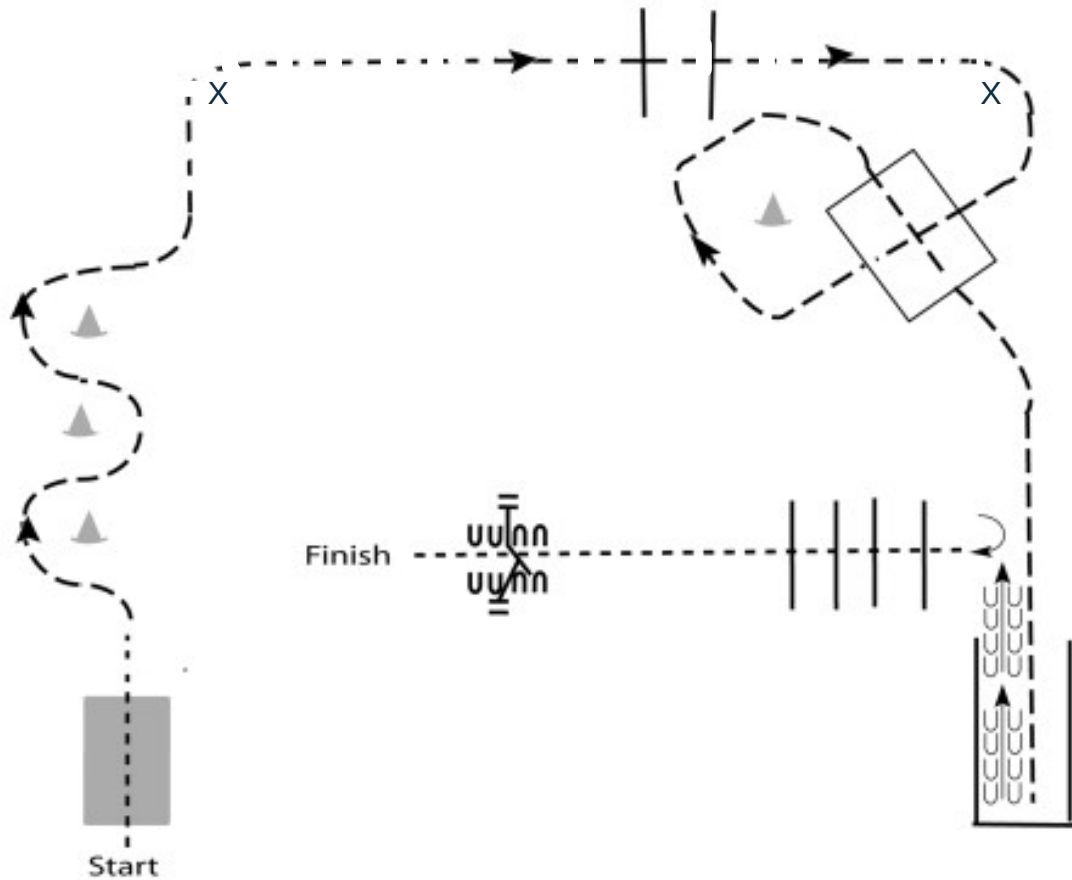
2023 Fair

in-hand trail

Show Date: 08-07-2023

www.HorseShowPatterns.com

www.HorseShowPatterns.com



Be ready at start.

1. Walk over bridge.
2. Jog through serpentine.
3. Turn right at the cone, walk and continue over the poles.
4. Turn right at the next cone and jog through the box and into the chute.
5. Back out of the chute.
6. Turn 90 degrees and walk over elevated poles.
7. Work gate with left hand.

Walk	-----
Jog	- . - . - . - .
Extended Jog	-----
Lope	—————
Leg Yield	
Lead Change	— / —
Back	←———
Marker	ⓑ
Sidepass	←———→

[T/1-6]

Pattern Provided by:
Lake County 4-H

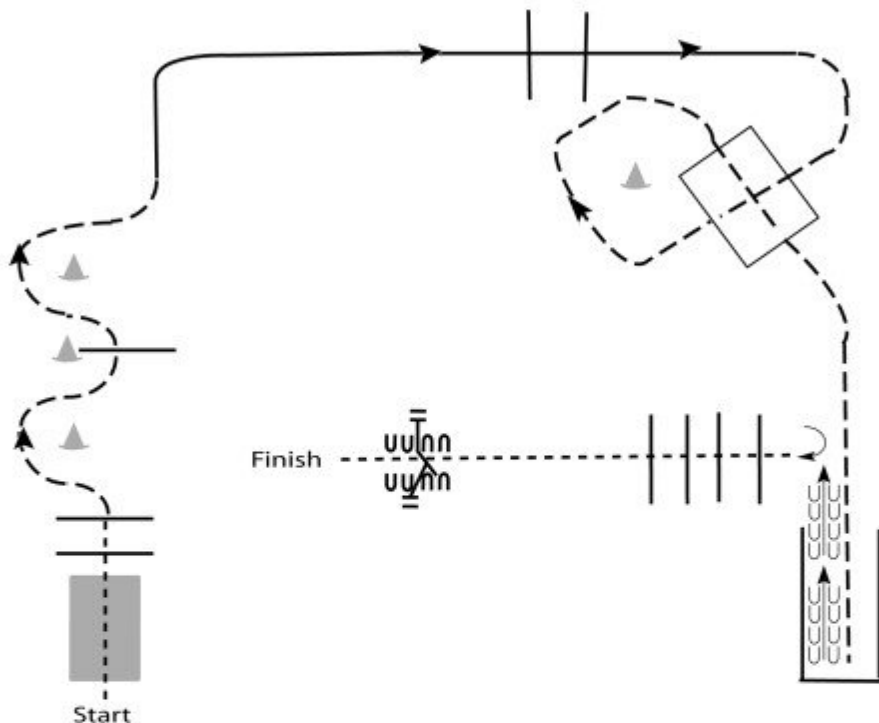
2023 Fair

Trail

Show Date: 08-07-2023

www.HorseShowPatterns.com

www.HorseShowPatterns.com



Be ready at start.

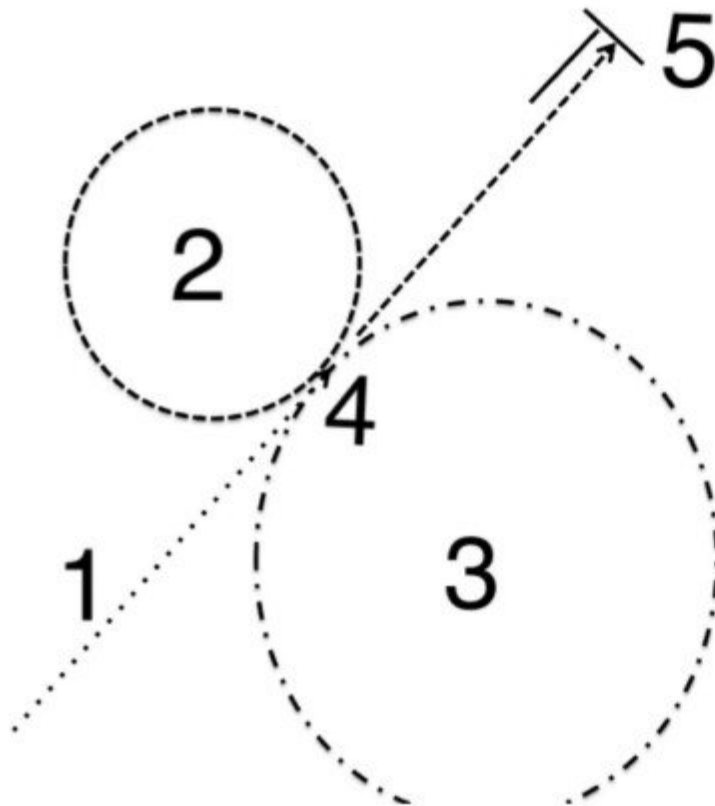
1. Walk over bridge and over poles.
2. Jog through serpentine and over pole.
3. Lope on the right lead over poles.
4. Jog through box and into chute.
5. Back out of chute.
6. Turn 90 degrees and walk over elevated poles.
7. Work gate with left hand.

Walk	-----
Jog	- - - - -
Extended Jog	- - - - -
Lope	—————
Leg Yield	
Lead Change	↘ ↙
Back	← ← ← ← ←
Marker	⊙ (B)
Sidepass	← ← ← ← ←

[T/1-6]

Pattern Provided by:
Lake County 4-H

Driving Reinsmanship

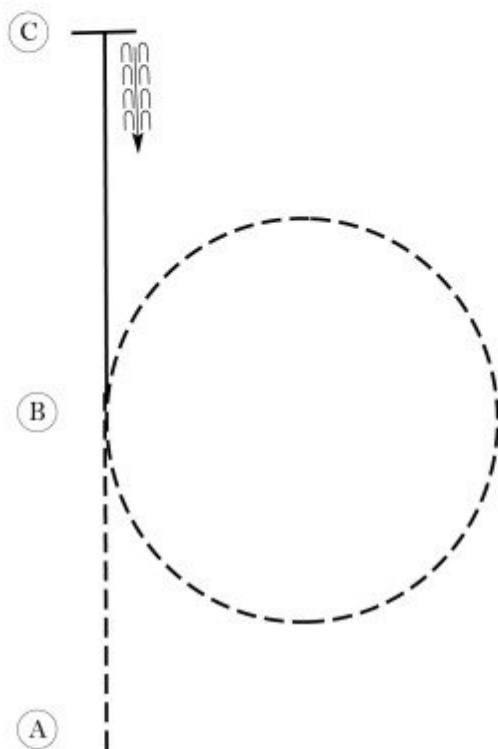


1. Walk diagonally across the arena
2. Pleasure Trot circle left
3. Extended Trot circle right
4. Return to Pleasure Trot after completion of circle
5. Stop and Back

2023 Fair

English Equitation level 1

Show Date: 08-07-2023



Be ready before A.

1. Sitting trot A to B.
2. At B, posting trot circle to the right on proper diagonal.
3. At B, canter on the left lead to C.
4. Stop at C and back approximately one horse length.

Walk	-----
Trot	- - - - -
Extended Trot	=====
Canter	—————
Leg Yield	
Lead Change	↗ ↘
Back	← ← ← ← ←
Marker	⊙ B
Sidepass	← ← ←
Hand Gallop	—————

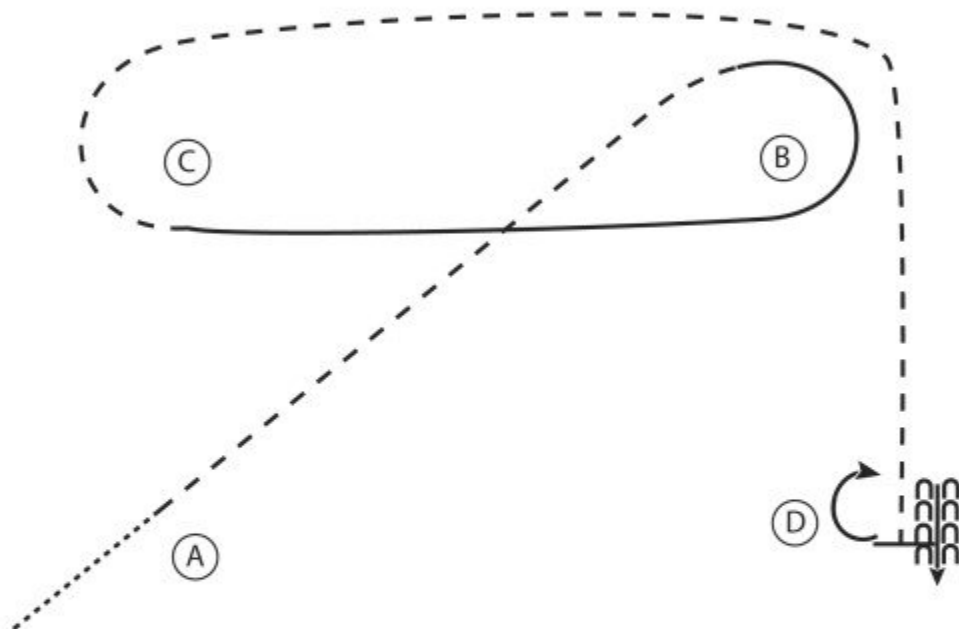
[HSE/1-2]

Pattern Provided by:
Lake County 4-H

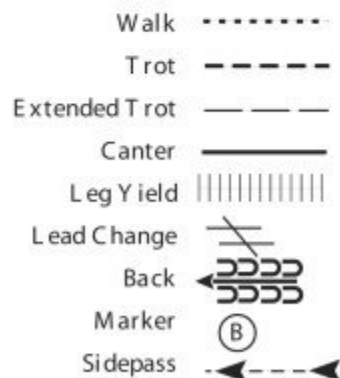
2023 Fair

English Equitation level 2

Show Date: 08-07-2023



1. Walk to A
2. Sitting trot to B
3. At B canter on the right lead around B to C
4. At C posting trot around C and B to D
5. At D stop and perform a 180 degree turn to the right
6. Back 4 steps



[HSE/2-10]

Pattern Provided by:
Lake County 4-H

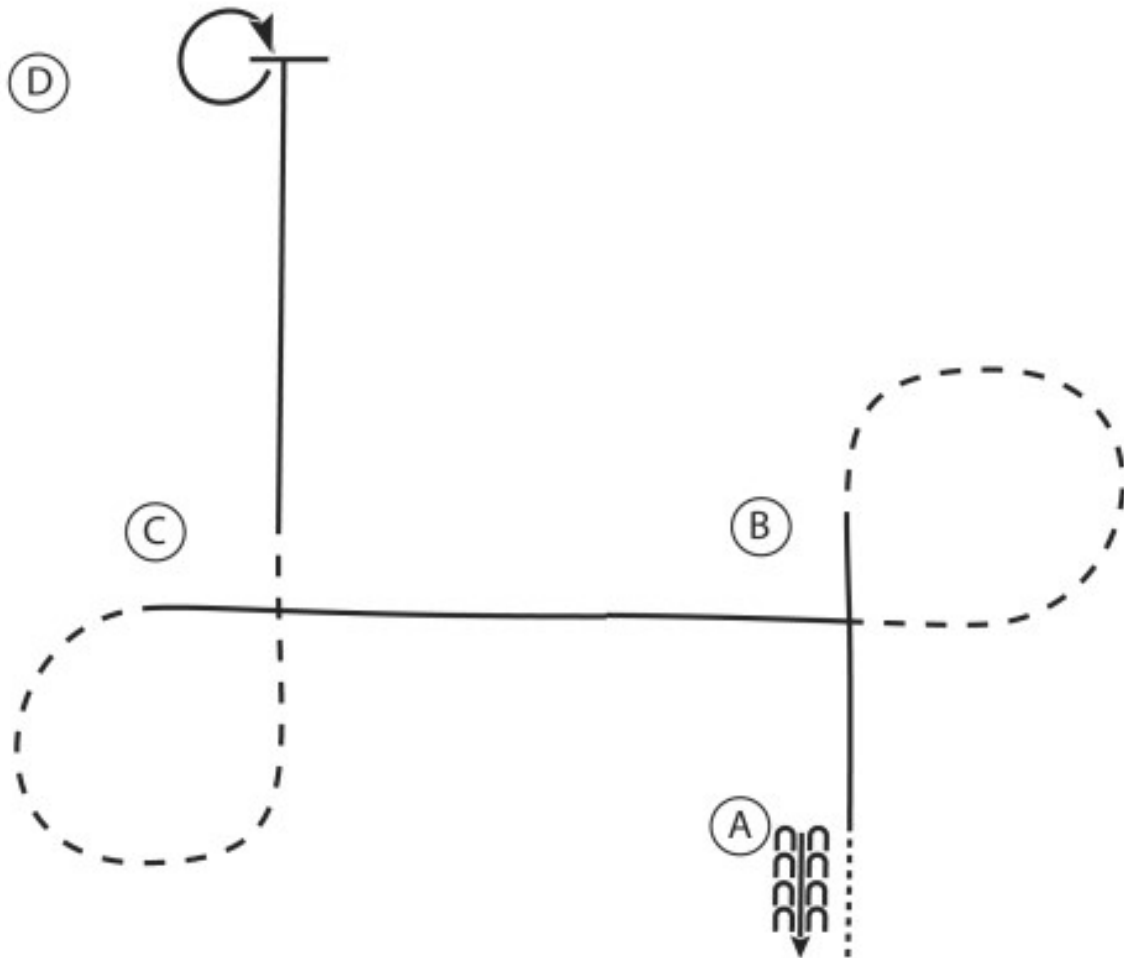
2023 Fair

English Equitation level 3

Show Date: 08-07-2023

www.HorseShowPatterns.com

www.HorseShowPatterns.com



1. At A back 4 steps
2. Walk to A
3. Canter on the left lead A to B
4. At B posting trot circle to the right on the left diagonal
5. At B canter on the right lead to C
6. At C posting trot circle to the left on the right diagonal
7. At C canter to D on the right lead
8. Stop at D and perform a 180 degree turn to the right
9. Back four steps.

Walk
Trot	-----
Extended Trot	-----
Canter	—————
Leg Yield	
Lead Change	↗↘
Back	←←←←
Marker	(B)
Sidepass	←←←←

[HSE/3-2]

Pattern Provided by:
Lake County 4-H

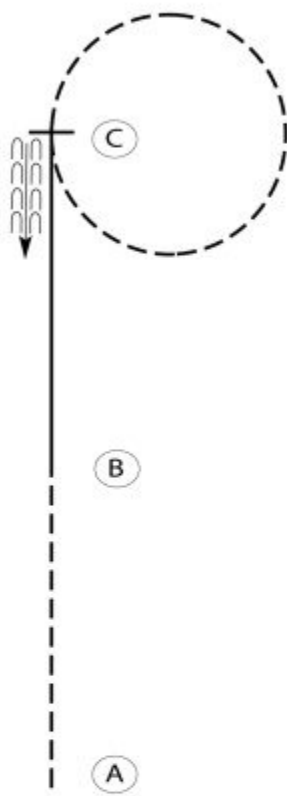
2023 Fair

Western Horsemanship level 1

Show Date: 08-07-2023

www.HorseShowPatterns.com

www.HorseShowPatterns.com



Be ready at A.

1. Jog from A to B.
2. Lope on the right lead to C.
3. Even with C, break to a jog and circle to the right.
4. Stop at C and back one horse length

Retire to the rail or line up at a jog.

Walk	-----
Jog	- - - - -
Extended Jog	- - - - -
Lope	—————
Leg Yield	
Lead Change	↙ ↘
Back	← ← ← ← ←
Marker	⊙ B
Sidepass	← ← ← ← ←

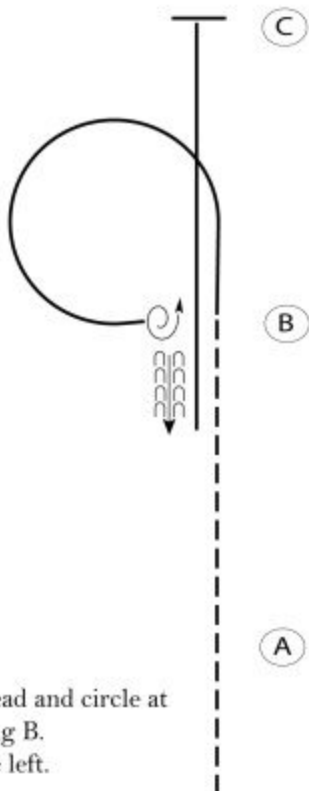
[WH/1-20]

Pattern Provided by:
Lake County 4-H

2023 Fair

Western horsemanship level 2

Show Date: 08-07-2023



Begin before A at a jog.

1. Jog from A to B.
2. At B, lope on the left lead and circle at B as shown. Stop facing B.
3. Turn 1 1/4 turn to the left.
4. Back one horse length.
5. Lope on the right lead to C. Stop at C.

Follow the instructions of your ring steward.

Walk
Jog	-----
Extended Jog	-----
Lope	—————
Leg Yield	
Lead Change	↙↘
Back	←←←←←
Marker	⊙ B
Sidepass	←←←←←

[WH/2-17]

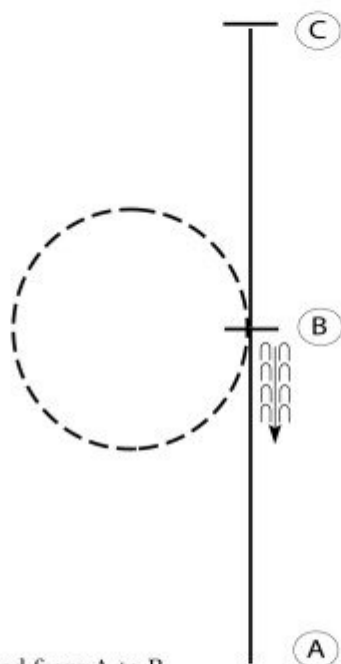
Pattern Provided by:

Lake County 4-H

2023 Fair

Western horsemanship level 3

Show Date: 08-07-2023



Be ready at A.

1. Lope on the right lead from A to B.
2. Break to a jog at B and jog a circle to the left.
3. Stop at B.
4. Back one horse length at B.
5. Lope on the left lead to C.
6. Stop at C.

Follow the instructions of your ring steward.

Walk	-----
Jog	-----
Extended Jog	-----
Lope	—————
Leg Yield	
Lead Change	↗ ↘
Back	← ← ← ← ← ← ← ← ← ←
Marker	⊙ B
Sidepass	← ← ← ← ← ← ← ← ← ←

[WH/3-18]

Pattern Provided by:
Lake County 4-H