

Your guide to...

HARRISON COUNTY



4-H






TABLE OF CONTENTS



02	Welcome	Introduction to Harrison County 4-H and explains the purpose of this guide.
03	Purdue Extension Harrison County	This page explains the various aspects of Purdue Extension in Harrison County and our essential information.
04	What is 4-H?	A quick overview of what 4-H offers to ALL youth of Harrison County. Information regarding Equal Opportunity, Enrollment, and Communication is also explained.
05	What is Mini 4-H?	This section will allow families with children in grades K-2 to explore the opportunities that a Mini 4-H'er can learn, grow, and develop in.
06	4-H Online	4-H Online is a critical part to starting each year and will walk you through the important aspects of how to use 4-H online and what happens from there.
07	4-H Enrollment Guide	4-H Enrollment in 4-H Online can sometimes be confusing for new users. This step-by-step enrollment guide will walk you through each step from start to finish.
08	Volunteer Enrollment Guide	Interested in becoming a 4-H Volunteer? This guide will walk potential volunteers through the step-by-step process of enrolling as a Harrison County Volunteer in 4-H Online.
09	What Happens After Enrollment?	There are a few key things to expect after officially enrolling on 4-H Online. This section will explain each important item that all 4-H members will need.
10	What is Fair Entry?	Fair Entry is a part of 4-H that opens up for registering before the annual 4-H Fair occurs. This guide will explain what Fair Entry does and how to register.
11-12	Harrison County 4-H Clubs	One of the biggest parts of 4-H is selecting a 4-H Club. There are MANY to choose from. Each club is different, so this list will help newcomers discover the clubs that may interest them.
13-14	4-H Terminology	As a new 4-H member, there are many terms that are used daily in club meetings, workshops, and other events. This 4-H terminology page will help explain these terms.
15	4-H Animal Information	For any 4-H member interested in bringing livestock to the Harrison County Fair, there are many details to remember and rules to follow. This page will include a brief introduction and show newcomers how to enter livestock into 4-H Online.

WELCOME TO HARRISON COUNTY 4-H!

We are excited to welcome you as a new member in the world's largest youth organization—4-H! Our traditional 4-H program is open to ALL youth from grades 3-12. Mini 4-H is offered to ALL youth grades K-2. 4-H programming is designed to serve the varied interests of all youth in our community. 4-H members, guided by adult volunteers, participate in hands-on, all-inclusive programming in order to develop skills they will use for a lifetime. Purdue Extension-Harrison County provides opportunities for youth to experience 4-H through community clubs, in-school and after-school enrichment programs, 4-H camps, workshops, projects, community service, and more!

4-H helps young people develop life skills. A life skill is an ability one can use in everyday life.

The basic life skills are:

1. Building self-confidence.
2. Developing an inquiring mind.
3. Setting goals and making decisions.
4. Relating to other people.
5. Developing a concern for the community.
6. Developing leadership skills.

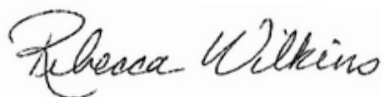
Like any new adventure, there are always many questions. We hope this guide helps answer some of your questions and directs you along the way. Please contact the Purdue Extension- Harrison County Office anytime you have questions and use your club leader as a resource too!

Purpose of this Guide

This guide is intended to help families new to Harrison County 4-H become familiar with our program. It should serve as a valuable resource for members and parents to better understand the terms, structure, and operations of the 4-H program. There is a lot of information in this guide and can be a little overwhelming at times, but don't worry! We are always here to help you along the way!

While some families new to Harrison County 4-H may have transferred from another county, it is important to understand that each county in Indiana has its own way of doing things. Please do not hesitate to contact the Extension Office at any time throughout the year. The Extension Office staff is here to serve your educational needs and wants your family to be successful in our local youth development program.

Again, welcome to Harrison County 4-H!



The Harrison County 4-H Council Practices the
4-H Essential Element of...

Generosity

The 4-H Council has generously decided to
cover all enrollment fees for the 2022-2023
year for ALL youth!



County Office Building · 124 S. Mulberry St. · Corydon, IN 47112-1247 ·

(812) 738-4236 · FAX: (812) 738-2259

Purdue University, Indiana Counties and U.S Department of Agriculture Cooperating
An Affirmative Action/Equal Opportunity Institution



PURDUE EXTENSION HARRISON COUNTY



Rebecca Wilkins (the local 4-H Youth Development Extension Educator) manages the county 4-H program on a daily basis. Feel free to contact her and use any of the means listed below to contact the Extension Office with any questions that may arise throughout the year.

<p>Location:</p> <ul style="list-style-type: none"> The Purdue Extension - Harrison County Office is located in Corydon. Our mailing address is 247 Atwood St. Corydon, IN 47112 	<p>Office Hours:</p> <ul style="list-style-type: none"> Monday – Friday 8:00 am to 4:30 pm Closed during County Government Holidays 	<p>Phone:</p> <ul style="list-style-type: none"> 812-738-4236 Voicemail is available during non-business hours <p>Website:</p> <ul style="list-style-type: none"> https://extension.purdue.edu/county/harrison/
---	---	--

Office Staff Contact Information:

<p>Rebecca Wilkins: County Extension Director 4-H Youth Development Extension Educator wilkin33@purdue.edu</p> <p>Mary Eve: Office Manager feve@purdue.edu</p>	<p>Jocelyn Faith: Extension Program Assistant faith2@purdue.edu</p> <p>Julie Age: Administrative Assistant jage@purdue.edu</p>	<p>Jane Lasher: Administrative Assistant lasher1@purdue.edu</p>
--	--	--

What else does Purdue Extension Harrison County Offer?

4-H is not the only thing Purdue Extension is known for. Purdue Extension also focuses on **Agriculture and Natural Resources, Community Development, and Health and Human Sciences**. We offer trusted educational resources for the community. The Cooperative Extension Service is one of the nation's largest providers of scientific research-based information and education. It's a network of colleges, universities, and the U.S. Department of Agriculture, serving communities and counties across America. Our educators are here to help you find answers and understanding related to these program areas! In Harrison County, Extension Staff receive program direction and support from the Extension Board that is comprised of a cross-section of people throughout the county.

Extension Educators Contact Information:

<p>Tara Beckman: Health and Human Sciences Community Development tdbeckma@purdue.edu</p>	<p>Cindy Finerfrock Nutrition Education Program Advisor cfinerfr@purdue.edu</p>	<p>Katie Davidson, MS, RD Community Wellness Coordinator davidskm@purdue.edu</p>	<p>Position Open Agriculture and Natural Resources</p>
---	--	---	---

How to Stay Connected:

There are several ways to stay up to date and informed about assorted deadlines, events, workshops, and other useful information.

- **Email:**
 - There are many emails sent out through 4-H Online with information for all 4-H'ers or specific to your child's club(s).
 - If you don't normally check your email often, it may be a good idea to check it more often as the information in those emails may be crucial.
 - When communicating with the Extension Office via email, be sure to send your message to 2 or more staff emails to ensure we can assist you quickly.
- **Facebook:**
 - Extension staff are continuously posting new and updated information and resources for everyone in the county, including 4-H.
 - You can search our Facebook page as "Purdue Extension Harrison County" or you can simply follow this link: <https://www.facebook.com/HarrisonCoExtension>
- **CloverPrint Newsletter:**
 - The bi-monthly newsletter sent to every 4-H home in Harrison County is called the *Clover Print*.
 - Read your *Clover Print* newsletter to find out about club meetings, project workshops, events, and other timely 4-H news!
 - This is one of the most valuable tools for the Extension Office to reach members directly.
- **Stop by the Extension Office:**
 - Anyone is more than welcome to come to the Extension Office with any questions or information for us. We have quite a few flyers hung up on our white board in sight as you enter our building. These flyers include upcoming workshops, deadlines, reminders, and 4-H achievements.
 - Come up to the second floor to enter our office. There we will help you with any questions or advice you may need throughout the process of starting 4-H.
- **Call us:**
 - As a new member in 4-H, there is a lot of information that is crucial to every 4-H member's year. As you learn to navigate through your first year, you are always more than welcome to call the Extension Office to go over any questions you may have or any information you are looking for.



WHAT IS HARRISON COUNTY 4-H?



What is 4-H and the Cooperative Extension Service?

4-H is a non-formal educational program provided by the United States Department of Agriculture and is delivered through its Cooperative Extension Service. 4-H provides youth in grades 3-12 educational programs through their participation in project and club-related activities. Harrison County 4-H offers programming through many different projects and has several 4-H clubs. 4-H project workshops provide members with technical training each member needs to be successful not only in discipline, but also with life-long technical skills. 4-H club work provides members with life-long leadership and social skills that will be of benefit to every member in career preparation.

Equal Opportunity/Equal Access

It is the policy of the Purdue University Cooperative Extension Service that all persons have equal opportunity and access to its educational programs, services, activities, and facilities without regard to race, religion, color, sex, age, national origin or ancestry, marital status, parental status, sexual orientation, disability or status as a veteran. Purdue University is an Affirmative Action institution. This material may be available in alternative formats.

4-H Mission and Vision

4-H Mission: The Indiana 4-H Youth Development mission is to provide real-life educational opportunities that develop young people who will have a positive impact on their communities and world.

4-H Vision: Indiana 4-H Youth Development strives to be the premier, community-based program empowering young people to reach their full potential.

Weather Policy

All Extension meetings, including 4-H meetings, are cancelled if school is dismissed or cancelled due to the weather. This applies if only one or more Harrison County School Corporations cancel classes due to the weather.

HARRISON COUNTY 4-H CALENDAR:

October:

- 4-H Enrollment Open
- National 4-H Week
- 4-H Club Meetings

November:

- 4-H Club Meetings

December:

- 4-H Club Meetings

January:

- 4-H Club Meetings

February:

- 4-H Club Meetings

March:

- Market Beef/Dairy Beef ID/Weigh-In: Market beef steer and heifer and market dairy beef steer

April:

- 4-H Club Meetings

May:

- Livestock ID Day: dairy/beef feeder calf, market goat, market lamb, non-tagged breeding heifers
- Camp Enrollment

June:

- 4-H Camp
- Static Project Exhibit Hall Check-in
- Livestock Check-in
- 4-H Fair Starts
- Project Checkout Exhibit Hall

July:

- 4-H Horse and Pony Completion Show
- Indiana State Fair
- 4-H Mini Day Camp

August:

- Indiana State Fair

September:

- Mini 4-H Graduation



WHAT IS MINI 4-H?



What is Mini 4-H?

Mini 4-H is a noncompetitive 4-H program for youth in grades K-2. Mini 4-H is designed to introduce you and your child to the 4-H program and is an excellent way for children to learn by doing and to exhibit projects at the fair. Mini 4-H members also have the opportunity to attend club meetings, workshops, and a summer day camp just for Mini 4-H'ers.

The noncompetitive learning environment for Mini 4-H includes:

1. Planned learning activities in which children are invited to be active and explore materials and ideas without the pressure of completing a specific product or exhibit.
2. Low adult/leader to child ratio that allows time for adults/leaders to provide individual positive encouragement and assistance.
3. Simple, interesting activities that are fun.
4. Encouragement of children to participate in a group activity by sharing and or displaying their activity projects.
5. Rewards are identical ribbons of the same color for everyone.

There is no limit to the number of projects youth can sign up for, however, try not to overwhelm a child with too many projects.

Mini 4-H Project List:

BICYCLE: Learn bicycle safety, all about road signs and the parts of your bicycle.



CRAFTS: Do you like to paint, draw, play with clay and use your hands to create crafty things? This is the project for you!



COLLECTIONS: Learn about collecting. Tell us what you like to collect and why. Bring your collection to the Fair!



CREATIVE WRITING: Do you like to tell stories about your adventures? Learn how to add more excitement to your stories!



CUPCAKE: Make frosting and create pretty little cake creations that look good enough to eat!



DINOSAURS: Do you know how big a dinosaur was? How about what they ate? Learn about your favorite dinosaur by taking this project.



ENTOMOLOGY: Learn about ants, butterflies, bees and other creepy crawlies.



FARM ANIMALS: Cows, pigs, horses, chickens; all your favorite farm animals are featured in this project!



FOODS: Make your own trail mix, cook no-bake cookies and bake with biscuits! Learn how to make great treats your family will love.



FORESTRY: Learn about different trees and what makes them special.



GARDENING: Growing a vegetable garden does not have to be boring. You can plant hot and spicy peppers or cool cucumbers! Grow something you've never eaten before.



GENEALOGY: Learn about your family through old stories, pictures, and records. Become an Ancestor Detector!



HORSE & PONY: What kind of horse do you have? Learn about different breeds of horses, some safety rules and to care for your horse.



HORSELESS HORSE & PONY: For horse lovers who don't have horses. You too can learn about caring for horses, horse breeds and other fun facts.



MODELS: Models are small versions of the things around us. Use snap together parts, Legos, toothpicks or many other things to build miniature cars, buildings, bridges or anything you can think of.



MY PET & ME: Have fun with Fido, Fifi, or whatever you named your pet. Watch and learn what your pet can do.



PHOTOGRAPHY: Learn the Do's and Don'ts of taking pictures and how to get that perfect shot. Learn about close-ups, landscapes, portraits, and more!



PLANTS & FLOWERS: Learn about what plants and flowers need to grow both outside and in the house. Help make our planet pretty!



SEWING: Want to learn how to sew? Take the first steps with this project!



SPACE: Be an Astronaut in training! Learn about the Sun, Stars and Space flight.



TREES: Trees come in many shapes and sizes, just like people. Learn how trees grow, how old a tree is and how to tell the name of a tree just from its leaves.



WHALES & DOLPHINS: How do whales & dolphins breath? What is sonar? What is the biggest whale? You'll learn all this and more with this project.



WILDLIFE: Observe birds, chipmunks, squirrels and the other creatures that live in the woods.



WOODCRAFT: Have you been wanting to build with wood. Projects in this manual include popsicle stick art, building bookends and finally making a place to keep your tools.





4-H ONLINE: YOUTH AND MINI MEMBERS



Open Enrollment Begins October 1

The 4-H Program Year starts on October 1st! Enroll to join us for a great program year by going to v2.4HOnline.com. Traditional 4-H Members, Mini 4-H Members, and Adult Volunteers must enroll each year to participate in the program. Start the year off right by getting your enrollment done early. Step by step instructions are included in the newsletter, in your email, on our website at extension.purdue.edu/Harrison, and on our Facebook page.



Enrollment Eligibility/Membership/Residence

Enrollment in Indiana 4-H is open to any youth enrolled in grades 3-12. Grade is defined as the school grade the child is enrolled on January 1 of the 4-H year. A child may enroll in only one 4-H program in Indiana, regardless of their place of residence. In other words, youth are not required to participate in their own county's program and may participate in a different county program provided they have properly enrolled. The only exception to this is if their county of primary 4-H enrollment does not offer a project or statewide activity they want to participate in, then the child can enroll in a second county provided they meet Indiana 4-H policy requirements.

Annual 4-H Enrollment/Re-Enrollment

Enrollment is an annual process attained by completing the appropriate county 4-H enrollment process. 4-H Online enrollment is October 1 through January 15 at v2.4honline.com. After January 15, contact the Extension Office. 4-H enrollment is open to youth in grades 3-12 for a maximum of 10 consecutive years. 4-H members may drop or add projects through 4-H Online, through May 15. There is a \$15 4-H program fee (Mini 4-H is free), payable at the time of enrollment.

Adding a New Family Member

Enter the member's information. Click the Next button. Complete the "About You" form with requested information. Click the Next button. Select your method of participation. Click the Finish button. If you have selected that you will be participating as New or Returning Club Member, continue to Youth and Mini 4-H Member Enrollment. If you are participating as an Adult Volunteer, continue to the Adult Volunteer Enrollment instructions.

Logging in to an Existing Account

Go to v2.4HOnline.com. Enter your email address and password. Click Sign-In. Continue to Youth and Mini 4-H Member Enrollment to re-enroll youth members, to Adult Enrollment to re-enroll adult members or to Adding New Members to add new Family Members. If you have forgotten your password, click "Reset Password?" to receive an email with a link to set a new password.

What's the Difference Between Fair Entry and 4-H Online?

4-H Online is the program enrollment website. This is where you register for the 4-H program year as well as the projects, project animals, and events you will be participating in throughout the year. Fair Entry is the fair entry database. This is where you submit the projects or animals you specifically intend to exhibit or show at the county fair. Fair Entry does not open until later in the year, and you must have your projects registered on 4-H Online before submitting them on the Fair Entry database. [Fair Entry Instructions are on page 10.](#)

How can Families Help?

- The 4-H program encourages parents, grandparents, guardians, and family members to help the 4-Her with his/her projects. Here are some suggestions:
- Help youth select projects that relate to their interest/hobbies.
- Attend club meetings with your child.
- Give encouragement and supervision, but allow the 4-Her to do their own work.
- Help youth develop a record keeping system for their project work. (This may mean finding a special place for records and 4-H materials in the home and reviewing that information periodically with them.)
- Read the 4-H Newsletter/4-H emails and help them stay on top of dates, deadlines, rules, etc
- Be willing to help whenever possible for the club as extra adult hands, hostess, driver, chaperone, etc. as the need arises.
- Be positive. Praise them when they succeed & be there to help when they struggle. Let them learn!
- Seek help from Extension Staff, Club Leaders, fellow 4-Hers, as well as people with specific expertise in project areas.
- HAVE FUN!

Did You Know?

In most 4-H projects, 4-H members are divided by their level, which is usually based on their grade level. Divisions include:

Minis: Grades K-2

Juniors: Grades 3-5

Intermediate: Grades 6-8

Senior: Grades 9-12

A few projects like Foods, Sewing, and Tractor have more levels

Creating A New Account:

1. Go to **v2.4HOnline.com**.
2. Click “Don’t have an account?” if you have never enrolled in 4-H before using 4-H Online.
3. Select Indiana from the drop-down menu.
4. Choose your county from the drop-down menu.
5. Complete your family’s information.
6. Click the Create Account button.
7. Enter your family’s address information.
8. Click the Verify button.
9. If you create a new account and an existing account is found, click the Confirm button and continue to Logging in with an existing 4-H Online account.

If you are returning to 4-H, your member record will be listed on the Family Member List. Click “Enroll Now” under 4-H. If you are a new member and your name is not yet listed, click “Add Member” and follow the steps for “[Adding a New Family Member](#),” then continue to Step 1 below.

1. Select the member’s Grade and click Next.
2. Select to Confirm that you would like to enroll as a Club Member.
3. Click the Select Clubs button.
4. Select the County in which your Club is located.
5. Click Add next to the Club you would like to join.
6. Repeat steps 1-3 to add all of the Clubs in which you would like to participate.
7. If you have enrolled in more than one club, be sure the Primary club is marked correctly. If not, click the Change to Primary button to mark a different Club as your Primary Club.
8. Click the trash can icon to remove a Club from the list.
9. Once all of your Clubs are added, click Next at the bottom of the screen.
10. Click Select Projects.
11. Select the Club with which you want your project to be associated.
12. Click the Add button next to the project you want to add to the member’s enrollment.
13. Repeat steps 10-12 for each project in which you would like to participate.
14. Click the trash can icon to remove any projects.
15. Click the Next button once all the member’s projects have been added.
16. Click “Show Questions”
17. Complete the enrollment questions. Some of the questions will be completed for you based on what you entered when you created your record.
18. Complete the Health form fields and Consents.
19. Click the Next button at the bottom of the screen when you are done.
20. Complete the Consents
21. Click the Next button at the bottom of the page when you are finished.
22. If applicable, review the fees for the member.
23. **For the 2022-2023 year, the 4-H Council has generously decided to cover all enrollment fees for ALL returning and new 4-H members! When you get to the payment section of enrollment, be sure to select "Pay by Check". You will not end up paying by check, but this will let you complete enrollment.**
24. Review the enrollment information.
25. Once you have verified that the clubs and projects are listed correctly, click the Submit button.

You will receive an email to let you know your enrollment has been submitted. You will receive another email when your County Extension office has approved your enrollment. You may view the enrollment status on the Member List. Any enrollments that have fees to be paid by credit card will process when the County Extension Office approves the enrollment. Should the transaction be declined, you will receive an email notification. It will include a link to login so that you may add another card or change your payment method.




4-H ONLINE VOLUNTEER ENROLLMENT



If you are returning to 4-H, your Volunteer record will be listed on the family Member List. Click “Enroll Now” under the Program in which you would like to enroll. Click “Add Member” and follow the steps for “Adding a New Family Family,” then continue to Step 1 below. If you are a new volunteer, you will need to fill out a paper form and contact the office first.

1. Click Select Volunteer Types to indicate how you are planning to participate in the program throughout the year. At least one Volunteer Type is required during the enrollment process. You may add additional Volunteer Types later, if needed.
2. Select a Volunteer Type.
3. Click Add next to your Volunteer Type Role.
4. Repeat steps 1-4 for each Volunteer type that you would like to participate as.
5. Click the small trash can icon to remove any Volunteer Types.
6. Click Next. NOTE: if you did not select A Club or Project Volunteer type you can skip to step 15.*
7. If you have selected a Club Volunteer Type, click “Select Clubs” to choose the Clubs with which you would like to Volunteer. NOTE: If you did not select a Club Volunteer Type, you will not see this screen.
8. Select the County, Club and Volunteer type that corresponds with the Club in which you would like to participate.
9. Click Add next to the Club.
10. Repeat steps 7-9 for each Club in which you would like to participate.
11. If you have selected to participate as a Project leader, you will be prompted to select a Project. Click Select Projects. NOTE: If you did not select a Project Volunteer Type, you will not see this screen.
12. Select Club if you are a project leader for a specific Club, and select the Club. Then select the Project Volunteer Type that best describes your involvement.
13. If you are a Project Volunteer for the entire County associated with your Family Profile, select County.
14. Click Add next to the Project that you will be working with.
15. Click Show Questions.
16. Complete the Questions section.
17. When you are finished, click the Next button.
18. If your Institution requires a Health Form, complete the Health Information and Consent.
19. Click the Next button at the bottom of the page.
20. Complete the Consents.
21. Click Next at the bottom of the page.
22. Payment isn't necessary for Adult Volunteers. Select Next at the bottom of the page.
23. Click Submit.



REQUIRED FOR ALL 4-H ADULT VOLUNTEERS

4-H Volunteers must take ALL 4-H Online Volunteer Training Modules **every year** to be able to become an active and approved 4-H Volunteer. Please log into your 4-H Online account and follow the steps below to take your training.

You will see a Training tab upon submitting enrollment. Click the title of the training to select a lesson. Launch the course. ***Note:** if you do not have Flash on your computer it will prompt you to allow it. This will then take you back to the previous screen where you will need to launch the course again to take it.*

COME TO THE OFFICE FOR ASSISTANCE

We have computers at the office to help you with your enrollment and 4-H Volunteer Training. Be sure to have your email and password before you come. Come by or call 812-738-4236 if you need any assistance.

If you email, remember to email more than one office staff member in case one is out of the office:
wilkin33@purdue.edu faith2@purdue.edu jage@purdue.edu lasher1@purdue.edu feve@purdue.edu



WHAT HAPPENS AFTER ENROLLMENT?



What Happens Now?

Now that your child is enrolled in 4-H or Mini 4-H, they can officially begin taking part in activities, workshops, and club meetings. They will also start to receive important emails and the bimonthly *CloverPrint* Newsletter! There are other important documents (see below) they'll need to start their 4-H year, so stop by the office to pick those up and ask any questions!



Activities:

After enrolling in 4-H Online, a 4-H member (and family) attends monthly club meetings. At these meetings, members plan club events, vote on items, swap ideas and information on project areas and do fun and educational activities.

Beyond local club participation, 4-H families can participate in a variety of county sponsored events, such as project workshops, camps, county fair and more!

CloverPrint Newsletter:

A 4-H newsletter is emailed every other month to alert families of upcoming events. Be sure to read it!

Emails:

You will start to receive emails from 4-H Online regarding various important dates, events, and club updates. It is important to check your email often to avoid missing any important information that may apply to the 4-H member.

Handbook:

The 4-H Handbook is handed out every year to all 4-H families. The handbook includes instructions, rules, and resources to ALL projects (including livestock and other animals) that can be entered in the annual 4-H Fair. This is a super important handbook to have as every 4-H member will refer to it for all of their fair entries.

Project Manuals:

Project manuals are specific to the projects you choose to enter into the fair. They offer guidelines and possible ideas for your projects that you choose. Not all projects receive project manuals.

Record Book:

In your first year in 4-H, you will receive a binder to hold important documents such as the Record Sheet and Point Sheet for each year.

Record Sheet:

Your record sheet is a paper that you fill out each year to track what you have done throughout each 4-H year. You will keep this sheet in your record book.

Point Sheet:

A 4-H member's Point Sheet is how you track your project's winnings and participation in 4-H activities in the 4-H year. You will accumulate points to earn special prizes over time.

4-H 620-W

My Record of 4-H Achievement
(To be kept in your Record Book)

Name _____ Date of Birth _____ Month _____ Day _____ Year _____

Address _____ Telephone _____

Town _____ zip _____

Club _____ Township _____ Boy or Girl _____

Parent or Guardian's Name _____

Year	Project	Div./ Lev.	Number of Garments/ Dishes, Articles, Articles	Exhibit	Exhibits Placing	Record Grade
Ex. 90	Garden	I	17 varieties vegetables 100' x 75'	1 plate green beans	Local – County Blue State	A

Harrison County 4-H Point Sheet

Year: 2022 Due Sept 3, 2022

Name: _____

4-H activities ONLY-Do not include FFA/other organization's events

List events from Sept 1, 2021 to Aug 31, 2022

EVENT	PLACE	#	POINTS EARNED	EVENT	PLACE	#	POINTS EARNED
Completed all projects and record sheets			Only 10 pts per year total	4-H Home	County		10 pts per year
Project(s) completed	County	100/project		4-H Promotion event (4-H week display, poster show, presentation, booth display)			5 pts per event
Grand Champion	County	20/each					
Reserve Grand Champion	County	10/each					
Showmanship participant	County	5/ species					
Showmanship winner	County	10/ species					10 pts each
State	State	10/ species		Community Service: 4-H related only (e.g., food clean-up, nursing home visit, tutoring for community program). List others: _____			20 pts
Master Showman participant	County	20 pts		Project Check-Out Assistant			10 pts
Master Showman winner	County	40 pts		Project Check-Out Assistant			10 pts
Serving on a committee	Local (Club)	5/C comm		Fair Preparation Clean-up the Fair or activities			10 pts each
Local Committee	County	10/C comm		4-H Exhibit Boothkeeper			10 pts/day
Area	Area	15/C comm		4-H Band, Camp, Project Academy, Judge, Lecturer, Teacher, 4-H Adult Auxiliary Leader			50 pts per event
State	State	15/C comm		Area 4-H Camp Coordinator			50 pts each
4-H Demonstrations & Public speaking events	Local (Club)	10/Memo		Workshop, subject nights, Open House, Club, Area Nights, List others: _____			10 pts each workshop
Area	Area	20/Memo					
State	State	30/Memo					
Manquet SAC, presenter at Ag Day, record committee spots	County	75/each					
4-H CDE choice	County	5 each					
4-H CDE Workshop	County	10 each					
4-H Judging Event/CDE No FFA Power lit.	County	10/Event					
Area	Area	20/Event					
State	State	30/Event					
Fashion Review (Judging) (to be taking events remote judge)	County	10/Year					
Fashion Review Consumption Judging	County	10/Year					
Harrison Arts Contest	County	10/Activity					5 pts each meeting
4-H National Activities/Events	Area	20/Activity (max. 60pts)					
Area	Area	20/Activity					
State	State	30/Activity					
Club Office	Local (Club)	10/year					
Area	Area	20/year					
State	State	30/year					
Ad & Learn/Exhibit	Area	20/year					
Tractor Operators Contest	State	30/year					
Robotics Competitions	Area	20/year					
State	State	30/year					
Area Home and Family Schooling Show	Area	15/year					



WHAT IS FAIR ENTRY?



FairEntry works in cooperation with 4-H Online, so you will use the same username and password. Families will use this data management system to pre-enter specific projects for the fair. FairEntry will be used to create project labels, check in sheets, judging sheets, show programs, media reports, ribbon placings, award placings and more. For projects by grade level you will use the grade you were in as of January 1st. Follow the instructions below to guide you through the FairEntry process.

Fair Entry Instructions



- Go to FairEntry.com
- Select "Find Your Fair" and find the 2023 Harrison County 4-H Fair
- Select the GREEN box to sign in with your **4-H Online** credentials
- Choose that you would like to register as an individual
- Choose the dot next to the name of the member you are registering and click "continue"
- Answer any required questions and review the exhibitor registration info, making any necessary corrections. **DO NOT** transfer to your 4-H Online account.
- Click "Continue to Entries"
- Click "Add an Entry" box to the right of the exhibitor's name
- Select the Department, Division, and Class you would like to enter
- To correct errors, click the "Change" button. Once reviewed click "Continue"
- Select the 4-H Club you are in and click "Continue"
- Enter the description of your exhibit and click "Continue"
- Answer any additional questions required for that entry and click "Continue"
- Decide if you'd like to add another entry, register another exhibitor, or continue to payment
- To register an animal entry from your 4-H Online account, select "Add an Animal".
- Click "Choose an Existing Animal Record" box to enter an animal that was identified in 4-H Online.
- Select the animal you would like to enter.
- If you want to switch to a different animal, click "Remove From Entry Box". If correct, click "Continue"
- Review your invoice, either in summary format or detail format. If correct, click "Continue"
- Select the green "Continue" box
- Confirm your entries one last time. You can see a summary of exhibitors in your family, or their entries in detail. Make sure all entries for each exhibitor in your family are listed before you submit the entries. Once you submit, you cannot edit your entries.
- Click continue to confirm and submit your entries by clicking the green "Submit" button.

You will receive a confirmation email once you have submitted your entries!

The screenshot shows the 'Review and Approval' stage of the FairEntry process. At the top, a progress bar indicates the current step is 'Review and Approval' with a total amount of \$0.00. Below this, there are three main sections: 'After you Submit' which lists notification and payment details; 'Invoice' which shows a summary for 'Individual Exhibitor: Paige Schmelz' with a total of \$0.00; and 'Payment Total' which also shows \$0.00 and a note that the payment method will be set to 'Check'. A prominent green 'Submit' button is located at the bottom right of the interface, with a red arrow pointing to it from the text above.



HARRISON COUNTY 4-H CLUBS



What is a 4-H Club?

A group of young people led by screened volunteers and administered by Extension who participate in 4-H learning experiences, educational activities, and events.

Types of clubs include:

Community Club- A general interest club that gives members a well-rounded experience

Special Interest Club- A club with a focus on a specific project area such as Animals, Robotics, or Shooting Sports

SPARK Club- A short-term, special interest club that meets for at least six hours and focuses on one topic of interest to youth.



How Do I know which Club to Choose?

You can choose any club you like! Before making your decision, call the club's leader. 4-H members are able to choose a primary and a secondary club, though you are not required to have a secondary. You can choose a club based on personal interests like animals, robotics, or shooting sports (just to name a few). You could also join a club that a friend or family member is in. Of course, you can always call the 4-H Educator or the Club Leaders with questions about choosing your new club.

Harrison County 4-H Clubs List:

Blue River All Stars- Depauw

Leaders: Victor & Janice Sauerheber: 812-738-2985

Marcia Gliottone-Karen Schwartz-Dana Leffler

Usually meet the second Sunday of each month at 4:00pm at Thompson's Chapel Church.

Community service oriented and organizes an annual Carnival for Cancer. They enjoy participating in Performing Arts skits. This club does 4-H trips to Purdue and to Holiday World. They participate in annual Halloween Party and Christmas caroling.

Harrison Hoosiers- Corydon

Leaders: Amanda Uhl: 812-736-9652

Kay & Gerald Jacobs: 812-732-4989 / 812-736-9089

This club usually meets at the Purdue Extension Office at 7:00 pm on the second Tuesday of each month. Harrison Hoosiers is a well-rounded club that does a monthly community service project and are very active in 4-H. This club does a lot of fun activities such as camping, swim party, canoeing, etc. Open to and encouraging new members and mini 4-H members

Harrison County REX (Robotics)

Leader: Angela Durbin: 812-968-9373

This robotics club usually meets at the Purdue Extension Office from 6:00-7:30 pm on the first and 3rd Tuesday of the month.

Golden Clovers- Palmyra

Leaders: Len Funk: 812-256-4585

Stacy Spencer

Usually meet first Monday of each month in basement of Palmyra Church of Christ.

This club does a lot of demonstrations, project nights, and workshops throughout the year. Some livestock more project-oriented, they do a lot of community service activities.

Fowl Play Poultry Club- Corydon

Leaders: Jimmy Bliss: 812-734-6704

Stefanie Bliss, Melissa and Courtney Greenwell

Usually meet the fourth Thursday of each month at 6:30pm at Purdue Extension Office starting in January. This is a well-rounded traditional 4-H club that focuses on poultry.

Community service oriented, they do an annual Poultry Barn Pizza Party and Prep Day.

This club does a lot of demonstrations and social activities such as annual Fall Fun Day and hayride at the Bliss Farm.

Super Shooters-Georgetown

Leaders: Randall Clifton: 502-817-6448

Michelle Clifton 502-817-9859

This is a shooting sports club that typically meets Sundays at the Floyd County Conservation Club in Georgetown. Contact leaders for more information.

New Amsterdam Clovers

Leaders: Jo Anna Barks: 812-732-5010

A well-rounded traditional 4-H club. Open to mini 4-H and new members. This club is project-based and participates in community service projects and fundraisers.

HARRISON COUNTY 4-H CLUBS LIST CONTINUED:

Hoosier Stockman- New Salisbury/Depauw/Corydon

Leaders: Lisa Mercer: 812-946-9287

Katy Casper

Usually meet the first Thursday of each month at 6:00 or 6:30pm at Purdue Extension Office.

Horse and Pony Club.

Horse ownership not required.

This club does projects and activities such as paper quilling and t-shirt dyeing and social activities such as ice skating.

Ride nights in the spring and summer.

Lucky Horseshoes-New Salisbury/ Corydon

Leaders: Dennis Flock: 812-972-2126

Annette Stansbury: 812-705-4645

Horse and Pony Club meets third Thursday of the month starting in January at Purdue Extension Office. Ride nights in spring and summer. Owning a horse, not required. Horsemanship workshops offered seasonally led by area experts. Day rides/Trail rides.

Horse & Pony Color Guard-Corydon

Leader: Penny Zeller: 502-905-8776

Color Guard will host meetings as needed starting in November. If you are interested, even if you don't own a horse, come try us out! This club is specific to horses riding in formation, teamwork, and carrying flags. They practice regularly in the spring and summer. They participate in several parades including Harrison County Fair Parade and the Corydon Halloween Parade. They also do opening events and ceremonies. They will have a bake sale in December. They are open to and encourage new members, come check us out.

South Central Leftovers- Elizabeth

Leader: Chad Schweitzer: 812-225-0700

Meetings usually on Sundays starting in January at South Harrison Community Center in Elizabeth. This club is livestock and project oriented. This club participates in the annual 4-H parade and hosts a communal dinner at the 4-H fair. This club offers an after-school enrichment program led by Debbie Schweitzer (812-737-2380). The enrichment program focuses on community service and projects such as Health and First Aid, rocketry, photography, and gratitude.

Tic Tac and Sew

Leader: Lisa Uhl: 812-347-2479

A traditional 4-H club, they are not a sewing-related club. Call the leader for more information. Meetings are scheduled based on needs and availability of members.

Dog Club- Corydon

Leader: Teresa Stilger: 812-972-0984

This club normally meets weekly on Tuesday evenings at 6:30. Meetings may not occur regularly during the winter months. The Dog Club participates in dogs shows and has weekly learning activities such as confirmation, obedience, agility, and trick dog training as well!

Cat Project Group- Corydon

Leader: Elizabeth Hearnin: 812-968-4311

The Cat Project Group has monthly workshops targeting educational and hands on learning about various aspects of cats. Learn about cat senses and grooming, as well as participating in fun activities such as cat toy making. the 4-H Cat Show is a summertime favorite.

Did You Know?

A 4-H club usually elects the following officers:

President— conducts meetings and appoints committees.

Vice President— is in charge of the program plans.

Secretary— keeps minutes and attendance records.

Treasurer— pays club bills and deposits funds received.

Recreation Leader— helps plan parties and leads games.

Reporter— writes newspaper stories about club events.

Historian— keeps a lasting record of the club's yearly story.





4-H COMMON TERMINOLOGY



4-H: The youth development program of Extension designed for young people age 5-19 (Grades K-12); members participate in clubs, activities, and events and complete project work with a group or on their own.



4-H Camp: This three day, two night camp takes place each summer and is open to 4-H members in grades 3-8. The 4-H members participate in many outdoor activities as they learn by doing. We camp at the Country Lake Christian Retreat Center in Henryville, Indiana with 4-H members from Clark, Crawford, Floyd, Lawrence, Jackson, Orange, Scott and Washington Counties. Those in grades nine and above may apply to be Camp Counselors.

4-H Council: Assists Extension staff to determine program priorities and policies for local 4-H and Extension Programs; the council is made up of local volunteers with a variety of backgrounds and expertise.



4H Online: The 4-H database that manages 4-H enrollment of youth, animal identification, and trip participation.

Animal Identification: This is the process by which members ensure their animal has the correct identification (tag, tattoo, etc) and report this to the Extension Office.



County 4-H Fair: The county fair provides an opportunity for 4-H members to exhibit and display the items that demonstrate what they have learned through their project meetings and experiences over the enrollment year. This is a major event where many people see what 4-H members accomplish.

County Extension Educators: An Extension Staff member with subject matter expertise; youth development or 4-H educators oversee the 4-H program.



Drop/Add Deadline: To be eligible to complete an exhibit at the fair, a member must be enrolled in that project category through 4HOnline by May 15.

Enrollment: A 4-H member enrollment must be completed annually for each 4-H member. This is the process of updating information in 4HOnline and paying the enrollment fee. This must be completed by January 15th each year.



Exhibits: A completed project, trained animal, or presentation prepared for evaluation or display at the county fair, contest, or competition.

FairEntry: The 4-H database that manages exhibit entries for the county fair.



4-H COMMON TERMINOLOGY CONTINUED:

Record Book: A binder where members store their record sheets to help them keep track of their 4-H involvement. The record book encourages organization and is a good reference tool for when they complete trip and scholarship applications.



4-H Handbook: This book contains all of the project guidelines, exhibit requirements, and 4-H policies. It is updated annually and is posted on the Purdue Extension-Harrison County Website

Junior Leader: A 4-H member in grades 7-12 who attends Junior Leader meetings to learn leadership skills. Junior Leaders also participate in social activities, community service, and help their 4-H clubs and leaders.




Life Skills: Abilities youth learn to help them live successful, productive lives; 4-H youth programs provide learning opportunities for young people to gain life skills, practice them, and use them throughout their lives.

Mini 4-H: A noncompetitive 4-H program for youth in grades K-2. Mini 4-H is designed to introduce you and your child to the 4-H program and is an excellent way for children to learn by doing and to exhibit projects at the fair. Mini 4-H members also have the opportunity to attend club meetings, workshops, and a day camp just for Mini 4-H'ers during the summer.



Poster: Many exhibits involve creating a poster. Posters must follow the guidelines listed in the Harrison County 4-H Handbook. The Extension Office sells the foam boards and clear sleeves that meet the requirements.

Projects: A 4-H project is an area you want to learn more about during the year. There are projects on just about any topic you would like to study and explore, from art to woodworking, from computers to rabbits, and from clothing to small engines. 4-H members should take at least one project each year and complete the records for that project. A member is encouraged to exhibit at the fair when their project is complete.



Performing Arts Contest: An event of fun and learning centered around the talents of individual clubs as well as individual 4-H members. This event takes place in the spring.

Project Manual: Most projects have manuals which provide educational material and/or learning activities for members. These are available from the Extension Office.



Record Sheets: The record sheet packet is for a 4-H member to summarize things they have learned through their project. It helps them keep track of what they have learned and encourages record keeping.

Ten Year Member: A member who has completed 10 consecutive years of regular 4-H, which is the longest amount of time a member can participate.





4-H ANIMAL INFORMATION



The variety of Animal Science projects develop both subject specific skills and life skills. As students raise and care for an animal they learn about the nutrition and management of specific species, while fostering decision-making, nurturing, self-motivation, and resiliency life skills. Project based activities encourage 4-H members to participate in research and develop relationships with veterinarians, nutritionists, animal managers, and researchers allowing them to learn through their own experiences.

Beef Cattle	Dairy Cattle	Swine	Goats	Sheep	Horses	Llamas & Alpacas	Poultry	Rabbits	Dogs	Cats

Animal Identification

4-H Members (Grades 3-12) must identify all Beef and Dairy Cattle, Goats, Horses, Sheep, and Swine in the 4-H Online system to be eligible for exhibition. Complete the following steps to identify your livestock and/or companion animals on v2.4HOnline.com. Please contact your species superintendent with questions.

1. Login to your family profile at v2.4HOnline.com
 - a. If you've forgotten your password, please use the 'Reset Password' option on v2.4HOnline.com and you will be sent a new temporary password.
 - b. If you've forgotten your email, please call the Purdue Extension Office.
2. Click "View" next to the Member's record from whom you would like to add an animal.
3. Click Animals in the navigation pane.
4. Click the blue Add an Animal button.
5. Click on Add New Animal to start adding a new animal.
6. Select the appropriate animal type from the drop down menu.
7. Enter the required Tag, Tattoo, Photos, and/or Animal Name and Click Save
8. Read the instructions for Animal ID requirements for County Fair and Indiana State Fair Exhibition.
9. Click "Show Questions" after reading the instructions.
10. Required fields are indicated, but be sure to complete all other visible fields as applicable.
11. Click next once completed.
12. Upload any files necessary for the particular Animal type.
13. Click next once completed.
14. Once the entered information is correct and reviewed, click the Submit button.
15. The animal info will display on the screen with the status, created, modified, and submitted date and time stamp (local time). You will also receive a confirmation email upon submission.

Indiana 4-H Quality Livestock Care

To exhibit Beef Cattle, Dairy Cattle, Swine, Sheep, Meat Goats, Dairy Goats, Poultry, and Rabbits, 4-H members must be certified through the Indiana 4-H Quality Livestock Care Program.

More details to come

