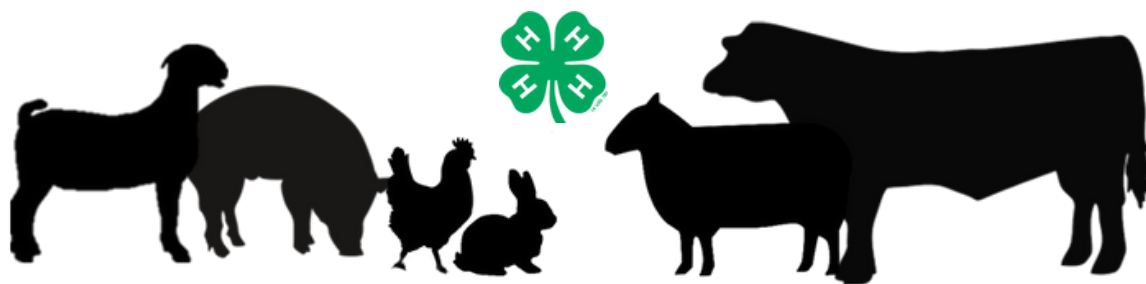


YOUR GUIDE TO:

4-H

ANIMALS



Animal Projects

The educational 4-H beef cattle, dairy cattle, sheep, goats, poultry, rabbits, and swine programs and related activities (such as workshops and tours) provide youth with a fun and hands-on learning experience which develops both subject skills (such as nutrition, housing, and health care) and life skills (such as responsibility, decision-making, nurturing, and communications).

Skills are learned under the direction of caring adults.


Beef and Dairy Cattle



Sheep and Goats



Poultry and Rabbits



Swine




Horse and Pony



Horse Judging CDE

This event is open to 4-H and FFA members and is designed to teach youth skills to evaluate horses. 4-H and FFA are working collectively to coordinate a safe in person experience.

For more information about the Horse Judging CDE in Harrison County, please contact Lora Tucker Schmelz at 812-736-9530 or ltuckerdvm@yahoo.com.



Fun Show

16 riders from Mini to Standard 4-H had a blast brushing the dust off at the Lucky Horseshoes Fun Show on April 8th. They had a ton of fun in egg and spoon classes, catalog races, corn hole races and more. Thank you to all of the volunteers that helped!



Completion Show



The 2023 4-H Horse & Pony Completion show went off without a hitch! The horse, ponies, and riders were chomping at the bit to exhibit their horsemanship and riding skills they'd been practicing all year. Riders competed over the span of 3 days:

1st day was Contesting, 2nd day was Saddle type, Gaited, and Western Type, 3rd day was Hunter Type and Mini 4-H Show.

Congratulations to all of the 4-H contestants who exhibited all of their hard work with their beautiful horses and ponies!



Cats and Dogs



Dog Show

Congratulations to all of the participants, human and canine, of the 2023 4-H Dog Show. The 4-H'ers exhibited their dogs in various classes including, obedience, agility, and showmanship.

Thank you to Feeders Supply for giving each member a voucher for a free dog bath at their store in preparation for their show.

Cat Show

4-H'ers weren't kitten around at the 2023 4-H Cat Show. Exhibitors did a paw-some job showing off their best felines. Grand Champion Cat went to Fletcher Abner with "Apollo". Reserve Grand Champion Cat went to Kacie Hearnin with "Farrah". Olivia Abner won Premier Showman. Congratulations to all who participated!














Cat Workshops

Throughout the year, the Cat Project Group have workshops open to any youth interested in learning about cats. Learning various topics including the mind of a cat, cat breeds, how to show a cat, cat mummies, and cat game night! There's never a dull moment when learning about cats!



4-H Animal Information

The variety of Animal Science projects develop both subject specific skills and life skills. As students raise and care for an animal they learn about the nutrition and management of specific species, while fostering decision-making, nurturing, self-motivation, and resiliency life skills. Project based activities encourage 4-H members to participate in research and develop relationships with veterinarians, nutritionists, animal managers, and researchers allowing them to learn through their own experiences.

Beef Cattle	Dairy Cattle	Swine	Goats	Sheep	Horses	Llamas & Alpacas	Poultry	Rabbits	Dogs	Cats
										

Entering Your Animal in 4-H Online

4-H Members (Grades 3-12) must identify all Beef and Dairy Cattle, Goats, Horses, Sheep, and Swine in the 4-H Online system to be eligible for exhibition. Complete the following steps to identify your livestock and/or companion animals on v2.4HOnline.com. Please contact your species superintendent with questions.

1. Login to your family profile at v2.4HOnline.com
 - a. If you've forgotten your password, please use the 'Reset Password' option on v2.4HOnline.com and you will be sent a new temporary password.
 - b. If you've forgotten your email, please call the Purdue Extension Office.
2. Click "View" next to the Member's record from whom you would like to add an animal.
3. Click Animals in the navigation pane.
4. Click the blue Add an Animal button.
5. Click on Add New Animal to start adding a new animal.
6. Select the appropriate animal type from the drop down menu.
7. Enter the required Tag, Tattoo, Photos, and/or Animal Name and Click Save
8. Read the instructions for Animal ID requirements on page ?? for County Fair and Indiana State Fair Exhibition.
9. Click "Show Questions" after reading the instructions.
10. Required fields are indicated, but be sure to complete all other visible fields as applicable.
11. Click next once completed.
12. Upload any files necessary for the particular Animal type.
13. Click next once completed.
14. Once the entered information is correct and reviewed, click the Submit button.
15. The animal info will display on the screen with the status, created, modified, and submitted date and time stamp (local time). You will also receive a confirmation email upon submission.

Indiana 4-H Quality Livestock Care

Youth in grades 3-12 showing Cattle, Poultry, Sheep, Goats, Swine, or Rabbits at the County Fair or the Indiana State Fair are required to complete this training for exhibition.

Alternatively, IN 4-H will accept online YQCA certification. If you choose to complete the YQCA option, you will register for the online course at <https://yqcaprogram.org/>. The cost of the online YQCA course is \$12. After completing the course, you must email your certification to the Extension Office to receive credit.

4-H Indiana State Fair: DNA Samples

Beef and Dairy Cattle, Meat Goats, Sheep and Swine must submit DNA hair samples by May 15th to Harrison County Extension to be eligible for Indiana State Fair 4-H Animal Shows.

Instruction sheets on the next page will provide more detailed information for how to collect your DNA sample. For instruction videos, use this link and scroll to the animal species: <https://extension.purdue.edu/.../animal-identification.html>

State Fair ID Information

The following table lists the different animal species and the respective form of identification that is required for a 4-H member to be eligible to show in the 4-H livestock shows at the 2024 Indiana State Fair. The animal ID information must be entered in the Indiana 4-H Online enrollment system by the respective deadlines. Missing, incomplete or incorrect animal ID information could result in state fair ineligibility for that particular animal.

	For State Fair	Max # to Enroll	Deadline
Beef and Dairy Beef Steers	840-RFID Tag and 5-digit County Tag and DNA Hair Sample	10 Total steers	May 15
Commercial and Market Heifers and Dairy Feeder	840-RFID Tag and 5-digit County Tag and DNA Hair Sample	10 total	May 15
Beef, Registered Heifers	840-RFID tag and Tattoo and DNA Hair Sample	10 total heifers	May 15
Dairy Cattle	840-RFID tag and animal's registered name and registration number (or dam's registration number) and DNA Hair Sample	40 total	May 15
Dairy Goat Females, Registered	Breed Registry Tattoo	40 dairy goats total	May 15
Wethers	5-digit County Tag or Tattoo		
Meat Goat Wethers	840-RFID Tag and 5-digit County Tag and DNA Hair Sample	40 meat goats total	May 15
Boer Goat Females, Registered	Breed Registry Tattoo and DNA Hair Sample		May 15
Market Goat Does (Wether Dams)	840-RFID Tag and 5-digit County Tag and DNA Hair Sample		May 15
Pygmy Goats Registered	Breed Registry Tattoo or Microchip that Matches Registration Papers	40 total	May 15
Unregistered	Official USDA Scrapie Tag or Official Scrapie Tattoo		
Horses and Pony	Two Color Pictures	20 total	May 15
Llama and Alpaca	Two Color Pictures	20 total	May 15
Sheep Market Lambs	840-RFID Tag and 5-digit County Tag and DNA Hair Sample	30 sheep total	May 15
Commercial Ewes	840-RFID Tag and 5-digit County Tag/or official scrapies tag and DNA Hair Sample		
Registered Ewes	840-RFID Tag and ID that matches registration Papers and DNA Hair Sample		
Swine	840-RFID Tag and Ear Notch and DNA Hair Sample	15 Gilts 15 Barrows	May 15

4-H Online ID Instructions

4-H members (Grades 3 – 12) must identify all Beef and Dairy Cattle, Goats, Horses, Llamas, Sheep and Swine in the 4-H Online system by the species deadline or earlier county deadline if applicable to be eligible for exhibition.

Beef and Dairy Beef Steers, Beef Heifers, Beef/Dairy Feeder Calves, Dairy Cattle, Goats, Horses, Llamas, Sheep, and Swine must be entered into 4-H Online no later than May 15, 2024.

Animal Identification in 4-H Online

Please complete the following steps to identify your livestock in the 4-H Online system.

1. Login to your family profile at: <https://v2.4honline.com> using your family email address and password associated with your 4-H enrollment record.
 - a. If you have forgotten your password, please use the 'Reset password' option on the 4-H Online login page, and you will be sent a new temporary password.
 - b. If you have forgotten your family email address or turned in a paper 4-H enrollment form, please contact your local Purdue Extension Office for assistance.
2. Click View next to the Member's record for whom you would like to add an animal

The screenshot shows the 4-H Online interface. On the left is a navigation menu with options: Member List (selected), Family, Events, and Credit Cards. The main content area displays the profile for the Boilermaker family, including contact information and a table of members. A blue 'Add Member' button is visible in the top right corner of the profile section.

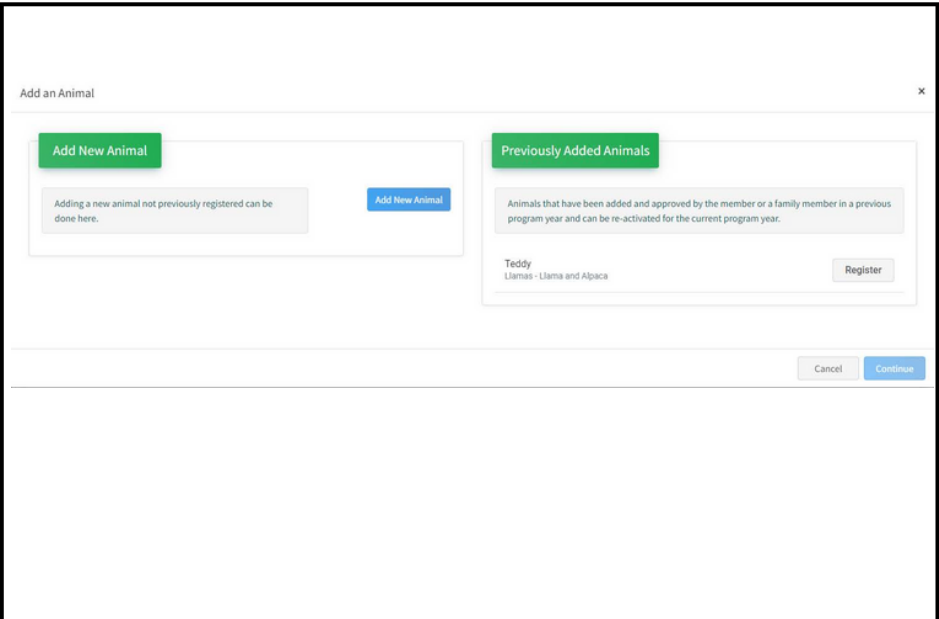
Member	Programs
Amelia Boilermaker #323606 Feb 16, 2011	4-H ClubMember - Approved Enrolled for 2020-2021 program year
Andy Boilermaker #325892 Feb 5, 1992	4-H Volunteer - Approved Volunteering for 2020-2021 program year Trainings Complete
Angie Boilermaker #324615 May 9, 1989	4-H Volunteer - Declined Volunteer Application Rejected Trainings Complete
Caleb Boilermaker #328020 Nov 17, 2014	4-H ClubMember - Incomplete Continue Enrollment
Chance Boilermaker #325891 Mar 1, 2011	4-H ClubMember - Approved Enrolled for 2020-2021 program year

3. Click Animals in the navigation pane.

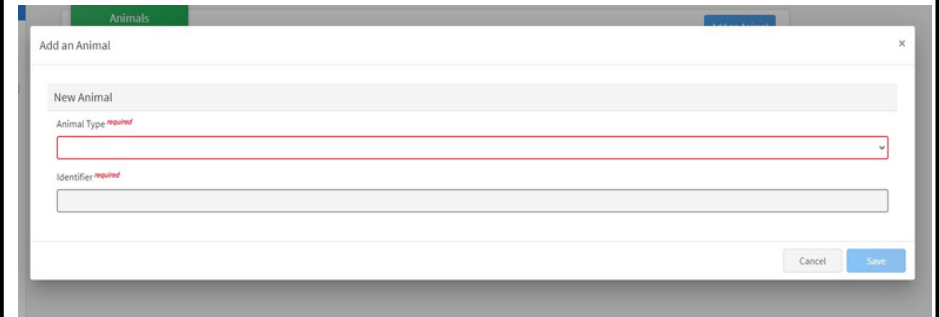
4. Click the blue "Add an Animal" button (even if you have previous year animals that can be registered again, click "Add an Animal").

The screenshot shows the 4-H Online interface with the 'Animals' section selected in the navigation menu. The main content area displays a dropdown menu for the year '2020-2021' and a large blue 'Add an Animal' button. Below the button, it states 'No Animals Registered.'

5. Click on "Add New Animal" to start adding a new animal or if you have animals that carry over from the previous year you "Register" those. Animals that can be registered from previous years must be REGISTERED every year by completing this step. You cannot select a previous year and assume they are there. Animals that carry over are Dairy Cattle Females, Horse & Pony, Llama & Alpaca, Dairy Goat Females, and Pygmy Goats (move onto step **XX** if registering previous animal).



6. Click Animals in the navigation pane.
7. Click the blue "Add an Animal" button (even if you have previous year animals that can be registered again, click "Add an Animal").



8. Select the appropriate animal type from the drop-down menu.
9. Enter the required Tag, Tattoo, or Animal Name as directed for the first step that will then allow you to proceed to the remaining identification process. (See Key pictured to the right)
8. Click Save.

Animal Type	Required Identifier	What do I put in this field?
Beef and Dairy Beef Steers	Tag	5-digit County Tag
Commercial and Market Heifers	Tag	5-digit County Tag
Beef Cow-Calf Pair	Tag	Calf's tag
Beef Feeder Calves	Tag	5-digit County Tag
Beef Registered Heifers	Tattoo	Tattoo
Dairy Feeder Steers	Tag	5-digit County Tag
Dairy Cattle Females	Animal Name	Animal's name
Dairy Goat Females	Tattoo	Tattoo
Dairy Goat Wethers	Tattoo	Tattoo or NA (if not applicable)
Meat Goats	Tattoo	Tattoo or NA (if not applicable)
Pygmy Goats	Tattoo	Tattoo, Microchip, or Scrapie ID
Horse and Pony	Animal Name	Animal's name
Llama and Alpaca	Animal Name	Animal's name
Sheep	Tag	5-digit County Tag or Scrapie ID (commercial ewes) or registration number (breeding ewes)
Swine Barrows	Tattoo	Earnotch (Pig's Right Ear-Pig's Left Ear)
Swine Gilts	Tattoo	Earnotch (Pig's Right Ear-Pig's Left Ear)

10. Read the on-screen instructions for Animal ID requirements for County Fair and Indiana State Fair Exhibition.
12. Click on the button "Show Questions" after reading the instructions.
13. Required fields are indicated, but be sure to complete all other visible fields as applicable.
14. Click next once completed. If animals have been carried over, the ID information will already be there.
15. Upload any files if required or necessary for the particular Animal type. For animals that are carried over, new photos and files must be uploaded each year.
16. Click next once completed.
17. Review the entered information. Use the Back button at the bottom of the page to return to the previous screen to make corrections if needed.
18. Once the entered information is correct and reviewed, click the Submit button.
19. The animal information will display on the screen with the status, created, modified, and submitted date and time stamp (local time). You will also receive a confirmation email upon submission.
20. To add more animals for the same member repeat steps 3-17. To add animals for another member return to the Member List and View another member.

****Note**** Members are able to edit Animal ID information until the species specific Animal ID deadline of May 15, 2024.

Click on the Animals tab from your account at any time to view the status for all of the animals for a member in the family.

Family Enrollment of Animals

Animals are automatically co-enrolled within the same family (Siblings and step-siblings). The animals may be identified under a single 4-H member in 4-H Online and be exhibited by a different sibling listed in the same family profile. With this capability in 4-H Online, animals do not need to be entered under each 4-H member in the family. The exhibit management program will allow a member to select to exhibit any animal identified by the family in 4-H Online. It is suggested that at least 1 animal be identified by each member enrolled in the project.

