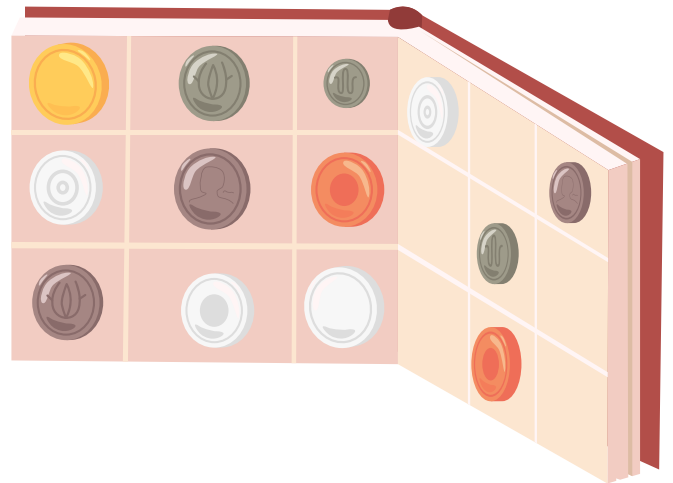
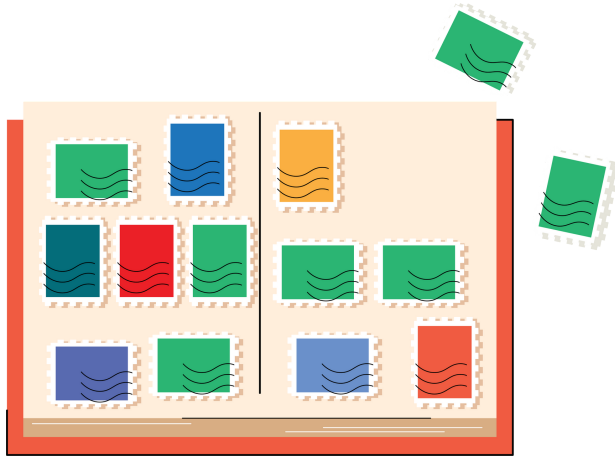


# Mini 4-H Collections



## Kindergarten, 1st & 2nd Grades

Purdue University is an equal opportunity/equal access/affirmative action institution.

## Mini 4-H Parent's Page

As a Mini 4-H parent, your job will be to guide and encourage your child through this project. We suggest that you do not complete the activities for them. Instead, help them, guide them, work with them, and let them do all that they possibly can. The 4-H motto is “Learn by doing” and is the best educational tool that we can provide for youth.

If you have any questions about this project, please contact Purdue Extension- Hancock County at 317-462-1113 or [hancockces@purdue.edu](mailto:hancockces@purdue.edu)



## Mini 4-H

Welcome to Mini 4-H! You are now a member of the 4-H family. Mini 4-H'ers have lots of fun. There are many activities for you to explore. You can try new things. You can share it with your friends and family.

An adult can help you with your project, and you can bring your project to the 4-H fair. Many people will be able to see what you have done. You will receive a ribbon made just for Mini 4-H.

The 4-H fair is an exciting time for 4-H members and families. It is a week that allows community youth to show their talents, interests, and enthusiasm for learning!

4-H Symbol: A Four leaf clover with an H in each leaf

4-H Colors: Green and white

4-H Motto: To make the best, better

4-H Pledge: I pledge my Head to clearer thinking

My Heart to greater loyalty

My Hands to larger service and

My Health to better living,

For my club, my community

my country, and my world.



## Mini 4-H Collections

Welcome to the Mini 4-H Collections project! If you like to collect thing or have a collection already then this is the perfect 4-H project. In this project you will display a collection and a collectors log

### What can I collect?

You can collect and display anything that interest you! You can collect neat rocks, seashells, coins, stamps, cards, cars, or dolls! If there is something you like, you can make a collection out of it.

Pick something that you find interesting so you can tell others about it! Many people will see you collection on display and it will say a lot about who you are.

Other collection ideas are buttons, baseball cards, dried flowers, feathers, or pins.



## Collector's log


A collector's log is a great way to keep your collection updated. You may want to keep track of where, when and how you got each item. This is just for your information and doesn't have to be turned in. You can keep a log in a binder, notebook, or on a computer.

## Displaying your Collection

Your exhibit may be on a display board, in a box, on a poster, or in a notebook. It should not exceed 22x14" and must be securely attached to prevent damage to the items. Once you have your collection complete and mounted, be sure to fill out a label and attach it to your display.

Each year you will display six new items of your collection. You can include a picture of your entire collection.

Be sure to pick the display option that best protects your collection!



Mini 4-H

Name: \_\_\_\_\_

Grade: \_\_\_\_\_

Project: \_\_\_\_\_

Mini 4-H

Name: \_\_\_\_\_

Grade: \_\_\_\_\_

Project: \_\_\_\_\_

Mini 4-H

Name: \_\_\_\_\_

Grade: \_\_\_\_\_

Project: \_\_\_\_\_

Mini 4-H

Name: \_\_\_\_\_

Grade: \_\_\_\_\_

Project: \_\_\_\_\_

Mini 4-H

Name: \_\_\_\_\_

Grade: \_\_\_\_\_

Project: \_\_\_\_\_

Mini 4-H

Name: \_\_\_\_\_

Grade: \_\_\_\_\_

Project: \_\_\_\_\_