



# 4-H Family Handbook



Extension - Hamilton County

It is the policy of the Purdue University Cooperative Extension Service that all persons have equal opportunity and access to its educational programs, services, activities, and facilities without regard to race, religion, color, sex, age, national origin or ancestry, marital status, parental status, sexual orientation, disability or status as a veteran. Purdue University is an Affirmative Action institution.

This material may be available in alternative formats.





# TABLE OF CONTENTS

4	WHAT IS 4-H
6	HOW TO JOIN
7	PROJECTS
10	CLUB INFORMATION
12	MINI 4-H
15	4-H DEFINITIONS
16	PEOPLE IN 4-H
18	FAIR JUDGING AND RIBBONS
19	FREQUENTLY ASKED QUESTIONS

The Indiana 4-H Youth Development mission is to provide real-life educational opportunities that develop young people who will have a positive impact in their communities and the world.

Indiana 4-H Youth Development strives to be the premier, community-based program empowering young people to reach their full potential.



**KATHLEEN BOHDE**  
**HAMILTON COUNTY**  
**4-H EDUCATOR**

**bohde@purdue.edu**



Welcome to the Hamilton County 4-H Program!

I am excited for the adventure that awaits you. 4-H provides youth with community, mentors, and learning opportunities to develop the skills they need to create positive change in their lives and communities. We want 4-H to be a safe place for all youth. Our 4-H mission is to give all youth equal access to opportunity. We have youth participate in 4-H from every school district in Hamilton County.

As an alumna of Springfield Champs 4-H Club, I remember the excitement of a new year and trying to figure out what projects to try. One year, I enjoyed taking Foods and learning how to experiment with new baking recipes. Along the way I also learned a trick to clean up as I baked. Another project I enjoyed as a 4-H member was Photography, especially black and white prints. This project allowed me to be creative and focus in on the details of a shot.

In those 4-H experiences, I didn't realize that I was developing skills that would stick with me in adulthood as I make sure to keep my work area clean. I have learned the importance of mindfulness and presence in a moment. I just thought I was having fun with baking or being with the family outdoors learning how to use a camera. 4-H skills are woven into the fabric of life skills.

With more than 60 project areas 4-H truly has something for everyone. I encourage you to reach out to me with any questions about navigating the world of 4-H.

For Youth,

Kathleen Bohde  
4-H Youth Development Extension Educator

Kathleen Bohde is a dedicated and innovative 4-H Youth Development Extension Educator with 19 years of experience in the positive youth development field. She has a Master of Science in Education and Bachelor of Science in Child Development and Family Studies from Purdue University. Her personal motto is, "Today is a good day for a good day." Kathleen is an advocate of youth to find their voice in their local community and use it. She facilitates A Chance to Serve, a youth leadership program that places 60 youth on various community boards for one year. She also provides leadership for a 4-H program of more than 1,600 youth with the help of 300 volunteers. Kathleen is married to her husband Cris. They have 3 children: Ryan and twin girls, Hannah and Lauren.

Kathleen has recently added a new title to her other 4-H roles: 4-H parent. She has Mini 4-H members in the Hamilton County 4-H program.



# What is 4-H?

**4-H welcomes young people of all beliefs and backgrounds, empowering them to create positive change in their communities.**



## INDIANA 4-H HISTORY

4-H began more than 100 years ago, and has since grown into the largest youth development program in the nation. 4-H prepares young people to be leaders in their community and around the world through hands-on experiences alongside their peers and caring adults. Backed by a network of more than 6 million youth, 540,000 adult volunteers, 3,500 professionals, and more than 60 million alumni; 4-H delivers research-based programming around positive youth development. 4-H is stewarded by America's 109 land-grant universities and the Cooperative Extension Service—reaching every corner of our nation. In Indiana, 4-H can be found in all 92 counties as delivered through Purdue Extension.

Indiana 4-H began in Hamilton County in 1904. On April 9, 1904, John Haines, superintendent of Hamilton County Schools, held a meeting for all boys interested in learning to grow corn. Mr. Haines is thus credited with planning the first junior club in Indiana. The record states, “Mr. Haines visited the projects, held two instruction meetings, and his members exhibited at the end of the year.” The first 4-H club projects (market hogs) were exhibited at the Indiana State Fair in 1915. The first 4-H camp in Indiana was held near Evansville in 1922 with 840 youth and 150 leaders in attendance.

# Why should I join 4-H?

## INSPIRING A GENERATION OF DOERS!

4-H members can take part in short-term specific interest workshops that focus on anything from robotics to food science! 4-H members also have access to numerous scholarships and educational opportunities, and can build life skills through community involvement. Most of all, 4-H is real life experience which is exemplified by our motto "Learn by Doing".

### After-School Programs

School Enrichment  
Volunteering

### Community Clubs

SPARK Clubs  
Workshops

### Day Camps

Special Programs

### 4-H Trips

- **Camps** - during camp 4-H members participate in activities such as boating, swimming, crafts, and more!
- **4-H Round-Up** - 4-H members can explore a variety of careers on the Purdue University campus.
- **4-H Academy** - is held at Purdue University where participants can learn about science careers in a hands-on way!
- **Citizenship Washington Focus** - this is an exciting experience for 4-H members to visit the nation's capital.



### Winning 4-H Plan

4-H welcomes all youth. We strive to make reasonable accommodations for youth with disabilities to participate at all levels of our 4-H program. Contact 4-H Extension Educator Kathleen Bohde at [bohde@purdue.edu](mailto:bohde@purdue.edu) to set up a meeting to have a discussion on creating a winning 4-H plan with the 4-H member. Accommodations are specific to the individual.

# How do I join 4-H?

**ENROLL AT [V2.4HONLINE.COM](http://v2.4honline.com)**

4-H enrollment opens on October 1 every year.

Interested individuals need to visit [v2.4honline.com](http://v2.4honline.com) to create a profile, join a club and sign up for projects, workshops, and all the fun 4-H programs! To start, create a 4-H profile. For help selecting a club- check out the next section! For returning members, log back into your 4-H online account and register for the upcoming year and make any necessary changes.

The 4-H program is open to any youth in grades 3-12 and has a \$25 enrollment fee. Mini 4-H is available to any youth in grades K-2 and there is not a charge to participate. If the fees pose a hardship please contact the Extension Office at 317.776.0854 for a fee waiver request.

Pay by credit card at [v2.4honline.com](http://v2.4honline.com) or pay by cash or check at Purdue Extension Hamilton County, 2003 Pleasant Street, Noblesville, IN 46060-3697.



**I PLEDGE  
MY:**

**HEAD**

**TO CLEARER THINKING**

**HEART**

**TO GREATER LOYALTY**

**HANDS**

**TO LARGER SERVICE**

**HEALTH**

**TO BETTER LIVING**

**FOR MY CLUB,  
MY COMMUNITY,  
MY COUNTRY,  
AND MY WORLD.**





# 2022 4-H Projects

There is no limit to the number of projects youth can sign up for, however, we suggest starting out with one or two your first year.

## ANIMAL SCIENCE

Beef  
Bucket Calf  
Cats  
Dairy Cattle  
Dairy Goats



Dog Obedience  
Horse & Pony  
Llama  
Meat Goats  
Pocket Pets



Poultry  
Pygmy Goats  
Rabbit  
Sheep  
Swine  
Veterinary Science



## COMMUNICATION & EXPRESSIVE ARTS




Achievement Resume  
Arts and Crafts  
Cake Decorating  
Clogging  
Collections  
Communications\*  
Consumer Clothing  
Creative Writing  
Gift Wrap

Home Environment  
Photography  
Reading  
Recycling  
Scrapbook Album  
Sewing  
Travelogue  
\*Demonstration & Public Speaking



## ENGINEERING & TECHNICAL

Aerospace  
Computer Science  
Construction Sets  
Electric  
Model Tractor Pull  
Robotics  
Small Engine  
Tractor Operation/Maintenance  
Woodworking



## HEALTHY LIVING & OUTDOORS



Beef Barbecue  
Bicycle  
Chicken Barbecue


Child Development  
Foods  
Health

Microwave  
Shooting Sports  
Sportfishing



## LEADERSHIP & CITIZENSHIP

Genealogy  
Jr. Leaders  
People In My World



**MINI 4-H IS FOR YOUTH IN GRADES K- 2 AND THEY HAVE THEIR OWN PROJECTS!**


## PLANT & ENVIRONMENTAL SCIENCE

Beekeeping  
Crops  
Entomology  
Floriculture  
Forestry

Garden  
Geology  
Soil and Water Conservation  
Strawberry



Weather & Climate Science  
Wildflowers  
Wildlife



# What to Expect from a 4-H Club Meeting.

The diagram below shows how a typical 4-H club meeting is divided between fun, business, and learning.



\*Michigan 4-H Youth Development at Michigan State University



# Which 4-H Club(s) is right for me?



4-H members can be in one or as many clubs as they wish! Clubs provide the opportunity for project review / questions, community service, program updates, and much more. Club meeting attendance is not required to be in 4-H but we encourage our members to attend their club meetings.

All 4-H clubs will pass along important program updates. However, some are special interest and county-wide clubs. County-wide clubs include clogging, dog obedience, horse and pony, llama, rabbits, robotics, sheep, and shooting sports. If you are interested in any of these projects it is suggested you enroll in the corresponding club. County-wide, project specific clubs will provide further education for each specified project.

Using the club locations and map on the next two pages, families can choose clubs that meet close to their preferred location.

For more details about each club, visit <https://bit.ly/HamCo4HClubInfo>.

**1 PICK A CLUB THAT FITS YOUR SCHEDULE**

**2 PICK A CLUB THAT FITS YOUR INTERESTS**

**3 PICK A CLUB THAT IS CLOSE TO HOME OR SCHOOL**



# 4-H CLUB MEETING LOCATIONS

Always contact your club leader to confirm meeting dates and locations.

## CLUB

- Carmel 4 C's:
- Carmel 4-Star 4-H'ers:
- Carmel Colleens and Gents:
- Clover Kids:
- Forest Hill:
- For-Ever 4-H:
- Friends Forever:
- Fishers Showstoppers:
- H4:
- Husky 4-H'ers:
- Heartland 4-H'ers
- Jackson Hotshots:
- Jolly Rogers:
- Mudsockers:
- New Heights:
- Shamrock Shakers:
- Sheridan Ag:
- Southeastern 4-H'ers
- Walnut Lassies & Ladies:
- Westfield City Slickers:
- Westfield Cloverleaves:
- Westfield Whiz Kids:

## LOCATION

Carmel Lions Club  
various locations  
Cornerstone Lutheran Church Carmel  
Hamilton County 4-H Fairgrounds  
Hamilton County 4-H Fairgrounds  
various locations  
Hamilton County 4-H Fairgrounds  
Hamilton County 4-H Fairgrounds  
King of Glory Lutheran Church  
Arcadia Town Hall  
Hamilton County 4-H Fairgrounds  
Beck's Hybrids  
Hamilton County 4-H Fairgrounds  
Hamilton County 4-H Fairgrounds  
various locations  
Westfield Library  
Sheridan High School  
various locations  
Walnut Grove Community Building  
Westfield Lions Club  
New Joy Lutheran Church  
Washington Woods Elementary School

## COUNTY PROJECT CLUBS (CLUBS MAINLY FOCUSED ON ONE SPECIFIC PROJECT)

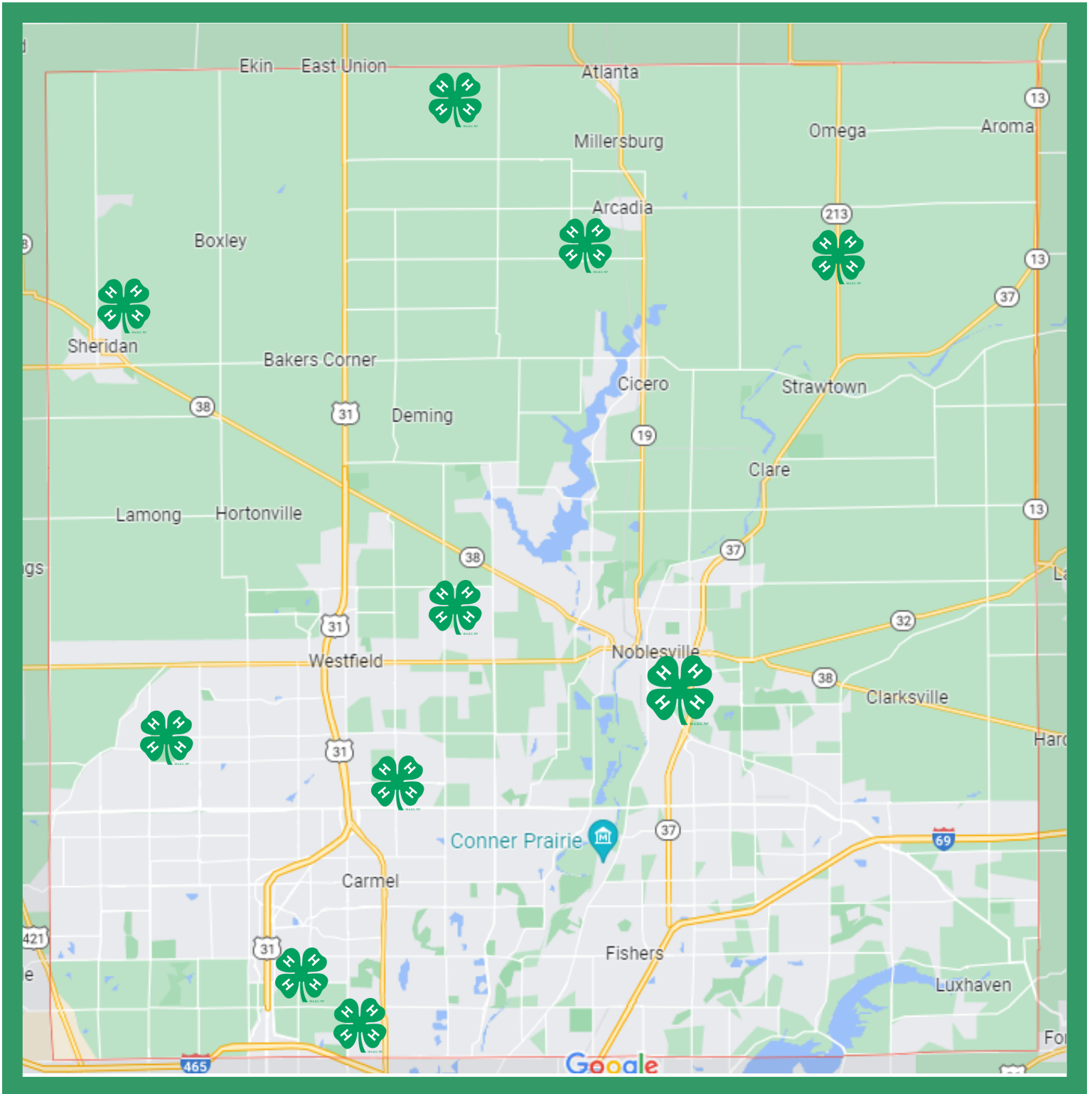
- Dog Obedience: Hamilton County 4-H Fairgrounds
- Four Leaf Clover Cloggers: Hamilton County 4-H Fairgrounds
- Giddy-Up Gang: Hamilton County 4-H Fairgrounds
- Hamilton Cty. Jr Sheep Assn.: Hamilton County 4-H Fairgrounds
- Harey Hoppers: Hamilton County 4-H Fairgrounds
- Llama Trekkers: Hamilton County 4-H Fairgrounds
- Shooting Sports Range: TBD

Mini 4-H

Hamilton County 4-H Fairgrounds

# 4-H CLUB MEETING MAP

## Hamilton County 4-H



# MINI 4-H



## WHO CAN BE IN MINI 4-H?

Youth in grades K-2 are eligible for Mini 4-H. A Mini 4-H'er must be in Kindergarten, grade 1 or grade 2 for the enrollment period of October 1 - May 15 of the current year.

## WHAT IS MINI 4-H?

The Mini 4-H program is geared toward activity-based learning. Curriculum is based on the age appropriate research and involves cooperative, experiential, and noncompetitive activities. Mini 4-H'ers have the opportunity to attend club meetings with other youth their age.

## HOW DO I JOIN MINI 4-H?

You can enroll in Mini 4-H online at [v2.4honline.com](http://v2.4honline.com). The enrollment period for Mini 4-H is October 1 - May 15 of the current year. There is no registration fee.

## WHEN DOES MINI 4-H MEET?

All meetings are held at the Hamilton County 4-H Fairgrounds from 6:30 - 7:30 p.m. 2022 dates are January 13, February 10, March 10, May 12, and June 9.


## CAN MINI 4-H'ERS EXHIBIT AT THE COUNTY FAIR?

Yes, Mini 4-H'ers are encouraged to exhibit something from their project manual at the 4-H Fair. However, Mini 4-H'er projects are for an exhibition only. Each Mini 4-H'er can exhibit two projects.

## MAY MINI 4-H'ERS GO TO CAMP?

Yes! Exploring 4-H Day Camp is a fun-filled educational program designed especially for youth in Mini 4-H. The day camp takes place June 14 - 15. It is typically two days in length, beginning at 9:00 a.m. and ending at 3:00 p.m.

## Mini 4-H Project Information



### -ARTS & CRAFTS-

Learn how to do one of the different crafts. Exhibit one craft you made.



### -BUGS-

Learn what makes a bug a bug. Exhibit a poster, picture, scrapbook, mobile or diorama.




### -CLOGGING-

Learn how to clog by joining the Four Leaf Clover Cloggers.




### -COLLECTIONS-

Learn about collecting like items and how to display them. Several options for exhibits.




### -FOODS-

Learn kitchen basics and prepare simple foods. Several options for exhibits.



### -HORSE & PONY-

Learn about horses and ponies. Make an exhibit (poster, etc.) on something you learned.



### -LLAMA & ALPACA-

Learn about llamas and alpacas. Make an exhibit (poster, etc.) on something you learned.




### -SEWING-

Learn sewing concepts and practice sewing skills. Exhibit a scrapbook, group quilt, or activity.



### -SPACE-

Learn what it would be like to be an astronaut. Make a poster, scrapbook, homemade rocket, star constellation, poem or activity.



### -TREES-

Learn about the parts of trees and what they do. Several options for exhibits.



Scan for more info or visit [puext.in/hamco4h](http://puext.in/hamco4h)



# 4-H PARENTS



## HOW CAN PARENTS HELP?

Parents are encouraged to share their different talents, means, and available time with the 4-H program. Not all people do the same thing well. It takes some analysis to find who can and will do certain tasks. For example, the parent who will never appear in a public meeting may be willing to build a booth or float, etc.

The most successful 4-H members have the interest and support of their parents or another caring adult. Often parents are willing to help but are not sure how, when, or where they may get involved. Below are some suggestions for how parents can support 4-H members at home (1-9) and beyond (10-14).

1. **Learn** about 4-H, what it stands for; how it operates; how it is funded.
2. Advise your child in selecting 4-H projects. Help your child **understand** how many projects will be reasonable to complete in a given year.
3. Show your interest in and **enthusiasm** for the projects selected. Find out what is suggested for the members to do and learn.
4. See that when a project is started, it is also completed.
5. **Encourage** your 4-H member when they succeed and even more when they fail. Help them see progress achieved and knowledge gained; not just the end result.
6. Be an example! Help your 4-H member be a good sport and **appreciate** the successes of others.
7. **Keep informed** about 4-H through information that comes to members of your family. Be a 4-H booster in your community.
8. Make 4-H club work **FAMILY** work. But, let the youth do their work and carry their own jobs to completion. Be their guide only.
9. Provide transportation to local meetings and county events in which your child and others of the club are interested. Or, provide refreshments for meetings or special functions. Don't wait to be asked, just **volunteer** this help!
10. **Attend** 4-H meetings and other special events.
11. Help your 4-H member find a way to **participate** in special events that interest them such as county contests, camps, fairs, displays, or shows.
12. **Support** your local 4-H volunteers. Get acquainted with them. Let them know you appreciate their efforts.
13. Offer your services to **assist** the local volunteer. You have knowledge and skills that are needed in 4-H.
14. If the need arises, **help** find local volunteers for your 4-H club. Several kinds of volunteers are needed: organizational, project, and activity volunteers. Consider helping in one of these ways yourself. Applications are available in your local Extension office.

Remember that the real object of 4-H is to develop your children into outstanding, productive adults. The way they do their work, projects, and meetings, and conduct themselves at competitive events, etc., will help set work and character standards for the rest of their lives.



# 4-H DEFINITIONS

---

## **Completion**

- Completion in 4-H is achieved when a 4-H member enrolls in 4-H, selects and prepares a project, completes project manual activities, and submits a finished record sheet of accomplishments.

## **Exhibition**

- Exhibition in 4-H is the culmination of 4-H project work, often held in conjunction with the county 4-H Fair. Each project submitted for exhibition is evaluated on the degree to which it meets project requirements.

## **Newsletters- Clover Chatter**

- The County 4-H newsletter, Clover Chatter, is emailed to every 4-H family. This gives information about county-level 4-H meetings and activities offered to 4-H members, leaders, and parents. For most events, this will be your only source of information.

## **4-H Enrollment**

- Each 4-H member enrolls online at the beginning of the 4-H year to join a 4-H club. The 4-H projects to select for the year are listed on our Web site as well.

## **4-H Handbook**

- The booklet which lists the Hamilton County Rules for project exhibit. A new book is published annually. It is very important that all 4-H families read and are familiar with this book available in December or January each year.

## **4-H Project Workshop**

- Workshops in 4-H are an opportunity to learn more about the skills needed to complete a project. You will not finish a project at the workshop, but will gain the knowledge and understanding of what is expected.

## **Project Manuals**

- 4-H member manuals and leader guides are typically written by university specialists and serve as suggestions of areas to study in your 4-H projects. These manuals typically contain a record sheet with a set of questions for the member to record experiences in the project.

## **“My Record of Achievement” White Cards**

- This is a form on which the member records their projects and describes the member’s experiences and knowledge gained. Members also record the activities, meetings, and committees they have participated in during the year. An example and directions for completion is available in the 4-H Handbook or the County Extension Office.

## **4-H Fairbook**

- The booklet which lists the complete fair schedule, ten year members, 4-H Livestock Auction rules, open contest rules, and Extension Homemakers Open class exhibit requirements. The Fairbook is available in May.

## **YQCA**

- All 4-H members who exhibit livestock are required to have a current YQCA (Youth for the Quality Care of Animals) certificate. Information on training and registration will be sent to livestock exhibitors and will be in the newsletter.



# PEOPLE IN 4-H

## Local Level

### **4-H Member**

Anyone in grades 3-12 who participates in a local 4-H group or activity.

### **4-H Club Leader**

A volunteer who is responsible for the organizational part of the club.

### **Junior Leader**

A 4-H member who is in grades 7-12 and is willing to assume additional leadership and mentoring responsibilities within the 4-H program.

### **Parents**

Parents are very important to the success their children will have in the 4-H Program. Parents are encouraged to attend monthly meetings and project meetings with their children. All countywide events are open and parents are encouraged to attend.

### **SPARK Club Volunteer**

Coordinates a 6-hour experience for 4-H members based on a topic of interest to the members and within the volunteer's area of expertise.

### **Teens as Teachers**

Youth in grades 8-11 who have been trained to teach their peers on a specific topic.

### **At-Large Representative**

A volunteer who is recruited to assist with a specific program, often on a short-term basis.

## County Level

### **Project Leader**

A volunteer who helps 4-H members as they learn, make or do something. This person can be a 4-H parent who agrees to help with a project. It may also be a Junior Leader or a person from the community who has knowledge in a particular subject matter area.

### **4-H Council**

This is the 4-H policy-making group, as well as the private funding source for a number of county-level 4-H programs, including the 4-H Fair.

### **County 4-H Youth Development Extension Educator**

Represents Purdue University Extension as the county-based professional responsible for the day-to-day operations and decisions of the county 4-H Youth Development Program. He or she helps interpret 4-H policies and works directly with volunteers in the development of the county 4-H program.

### **County Extension Director**

Provides overall leadership to the county Extension program areas.

### **Extension Staff**

They are the professionals who guide, teach, and administer the 4-H Program. They are staff members of Purdue University and Hamilton County Government.



HEAD



HEART



HANDS



HEALTH





## State Level

### **Purdue University**

Purdue is a land-grant university that has the responsibility for taking education to the people of the state. The 4-H Youth Development Program is part of the directive in the Youth Development and Agricultural Education Department.

### **Program Leader**

The State 4-H Youth Development Program Leader has the responsibility for 4-H programming at the state level.

### **State 4-H Specialists**

State Specialists have responsibility for the 4-H Youth Development Program on a statewide basis. Each specialist is responsible for a specific part of the total 4-H Program.

### **Indiana 4-H Foundation**

This nonprofit organization works to provide additional resources for the 4-H Program. They sponsor scholarships, fund county and state programs, finance the State 4-H Volunteer recognition program, and support educational award trips for outstanding youth on the state level. Forms for donations are available at the County Extension Office. They also sponsor the 4-H license plate program. Contact the Extension office for information about license plates for your vehicles.

## National Level

### **National Institute of Food and Agriculture (NIFA)**

A federal agency within the United States Department of Agriculture (USDA) - is part of USDA's Research, Education, and Economics (REE) mission area. The agency administers federal funding to address the agricultural issues impacting people's daily lives and the nation's future.

### **National 4-H Headquarters (4H HQ)**

Housed in the Division of Youth and 4-H at NIFA. Strengthens and promotes healthy youth development to give young people the capacity to act as responsible citizens and agents of community change. To achieve this 4-H HQ focuses on three key issues:

- Program Quality and Accountability
- Access, Equity, and Opportunity
- Learning

### **National 4-H Council**

Cooperates with local and state 4-H programs as it provides funding for national initiatives. Located in Washington, D. C.





# FAIR JUDGING AND RIBBONS

## Fair Judging

Non-livestock projects to be exhibited at the 4-H Fair will be taken to the Fairgrounds on the designated project check-in days. Check your newsletter or contact the Extension Office or your Club Leader for information on when project check-ins will be held. Check-in and judging stations are placed throughout the 4-H Buildings and Exhibit Halls.

Hamilton County uses open judging; this means the judge will evaluate the project while the 4-H member is present. The 4-H member may be asked to explain how the project was created or what was learned during the process. Comment cards will be left from the judge after the completion of judging.

There are some closed judged projects. This means a 4-H'er will drop off their project and return at a later date to see their placing.



## Fair Ribbons

4-H uses the Danish system for ribbon placings. Projects judged and exhibited at the county fair as follows:

Mini 4-H Ribbon - Mini 4-H is considered cooperative rather than competitive, so every project receives a Mini 4-H ribbon.

Purple Rosette Grand Champion - Best overall in a particular project.

Lavender Rosette Reserve Grand Champion - Second best overall in a particular project.

State Fair - Selected to exhibit at the State Fair.


Purple Champion - Best in project division or level.

Honor Ribbon - Exceeds expectations.

Blue, Red & White - Every project receives one of these:

- Blue: is awarded to those entries that exceed the average standard.
- Red: is awarded to those entries that meet the average standard.
- White: is awarded to those entries that do not meet average standard.

Green - Project completion.



# FREQUENTLY ASKED QUESTIONS

## How do I know which projects to choose?

- Check out our project list online or in the 4-H Handbook.
- Find projects that relate to your child's interests.
- Check out Project Workshops.
- Ask friends who are in various projects.
- Talk with your Club Leader.

Once you have decided, enroll in projects on [v2.4honline.com](http://v2.4honline.com) by May 15!

- The 4-H Handbook lists all of the guidelines for each project and the grade / level division.
- Project Workshops - Time for hands-on learning and demonstration
- Project Superintendents , Clubs, & Club Leaders - Provide guidance and support

## How do we know what to do for our project?

## How do I exhibit my projects at the 4-H Fair?

In order to exhibit at the 4-H Fair, the online enrollment must be completed. The projects must be chosen within the online enrollment. The projects must also be entered into Fair Entry\*. The 4-H Handbook outlines the dates in which the projects are due for delivery to the Hamilton County 4-H Fairgrounds for the 4-H Fair.

\*Fair Entry is a separate web platform that works in conjunction with 4honline. 4-h families will receive more information this process in June.

Online: [puext.in/hamco4h](http://puext.in/hamco4h)

Email: [bohde@purdue.edu](mailto:bohde@purdue.edu)

Visit or call the Purdue Extension Hamilton County office at **317-776-0854**.

The 4-H Handbook contains all the project requirements as well as contact information for all project superintendents and club leaders. We are all here to help!

## Where can I go for help?

# 2022

## JANUARY

- 3 - Office Closed (New Year's Holiday)
- 5 - Junior Leading Meeting
- 15 - 4-H Preferred Enrollment Deadline
- 24 - 4-H Council Meeting
- 17 - Office Closed (MLK Jr. Day)
- 25 - Scholarship Application Deadline

## FEBRUARY

- 2 - Junior Leading Meeting
- 21 - Office Closed (President's Day)
- 26 - Cattle ID
- 28 - 4-H Council Meeting

## MARCH

- 2 - Junior Leading Meeting
- 21 - 4-H Council Meeting

## APRIL

- 13 - Junior Leading Meeting
- 13 - Community Easter Egg Hunt
- 21 - Office Closed (Good Friday)
- 15 - 4-H Council Meeting

## MAY

- 3 - Office Closed (Elections)
- 4 - Junior Leading Meeting
- 11 - Goat Weigh-In
- 11 & 14 - Sheep ID
- 12 - Mini 4-H Meeting
- 15 - All Livestock ID MUST BE ENTERED ON 4-H ONLINE
- 15 - Project Add/Drop Deadline
- 16 - 4-H Council Meeting
- 30 - Office Closed (Memorial Day)

## JUNE

- 1-3 - 4-H Camp
- 9 - Mini 4-H Meeting
- 14 - 15 - Mini 4-H Day Camp
- 15 - 4-H Painting Challenge
- 20 - 4-H Council Meeting

## JULY

- 4 - Office Closed (Independence Day)
- 5 - Incomplete Records Due To Extension Office
- 9 - 4-H Fair Set-up

- 14 - 18 - 2022 Hamilton County 4-H Fair
- 19 - Livestock Auction

July 29 - August 21 - Indiana State Fair  
\*closed Mondays and Tuesdays

## AUGUST

## SEPTEMBER

- 15 - Office Closed (Labor Day)
- 19 - 4-H Council Meeting

## OCTOBER

- 1 - 4-H Enrollment Opens for 2022-2023
- 2 - 8 National 4-H Week
- 5 - Junior Leader Meeting

## NOVEMBER

- 11 - Office Closed (Veterans Day)
- 24 - 25 Office Closed (Thanksgiving)

## DECEMBER

- 22 - 23 Office Closed (Christmas)

## connect, engage and enroll



**More Info**

[puext.in/hamco4h](http://puext.in/hamco4h)



**Facebook**

[@HamiltonCountyIn4H](https://www.facebook.com/HamiltonCountyIn4H)



**Instagram**

[hamiltonco4h](https://www.instagram.com/hamiltonco4h)



**Enroll**

[v2.4honline.com](http://v2.4honline.com)



Extension - Hamilton County

2003 Pleasant Street, Noblesville, IN 46060 | 317-776-0854