

MINI 4-H



WHO CAN BE IN MINI 4-H?

Youth in grades K-2 are eligible for Mini 4-H. A Mini 4-H'er must be in Kindergarten, grade 1 or grade 2 for the enrollment period of October 1 - May 15 of the current year.

WHAT IS MINI 4-H?

The Mini 4-H program is geared toward activity-based learning. Curriculum is based on the age appropriate research and involves cooperative, experiential, and noncompetitive activities. Mini 4-H'ers have the opportunity to attend club meetings with other youth their age.

HOW DO I JOIN MINI 4-H?

You can enroll in Mini 4-H online at in.4honline.com. The enrollment period for Mini 4-H is October 1 - May 15 of the current year. There is no registration fee.

WHEN DOES MINI 4-H MEET?

All meetings are held at the Hamilton County 4-H Fairgrounds from 6:30 - 7:30 p.m. 2024 dates are January 18, February 8, March 14, April 18, May 9, and June 6.


CAN MINI 4-H'ERS EXHIBIT AT THE COUNTY FAIR?

Yes, Mini 4-H'ers are encouraged to exhibit something from their project manual at the 4-H Fair. Mini 4-H'er projects are for an exhibition only. Each Mini 4-H'er can exhibit two projects.

MAY MINI 4-H'ERS GO TO CAMP?

Yes! Exploring 4-H Day Camp is a fun-filled educational program designed especially for youth in Mini 4-H. The day camp takes place June 11- 12. It is typically two days in length, beginning at 9:00 a.m. and ending at 3:00 p.m.

Mini 4-H Project Information



-ARTS & CRAFTS-

Learn how to do one of the different crafts. Exhibit one craft you made.



-BUGS-

Learn what makes a bug a bug. Exhibit a poster, picture, scrapbook, mobile or diorama.




-CLOGGING-

Learn how to clog by joining the Four Leaf Clover Cloggers.



-COLLECTIONS-

Learn about collecting like items and how to display them. Several options for exhibits.



-FOODS-

Learn kitchen basics and prepare simple foods. Several options for exhibits.



-HORSE & PONY-

Learn about horses and ponies. Make an exhibit (poster, etc.) on something you learned.



-LLAMA & ALPACA-

Learn about llamas and alpacas. Make an exhibit (poster, etc.) on something you learned.




-SEWING-

Learn sewing concepts and practice sewing skills. Exhibit a scrapbook, group quilt, or activity.



-SPACE-

Learn what it would be like to be an astronaut. Make a poster, scrapbook, homemade rocket, star constellation, poem or activity.



-TREES-

Learn about the parts of trees and what they do. Several options for exhibits.



Scan for more info or visit puext.in/hamco4h