

2024 Grant County 4-H Handbook



Purdue Cooperative Extension Service-Grant County
401 S Adams Street, Room 422
Marion, IN 46953
Phone: 765-651-2413
Fax: 765-651-2415
Email: grantces@purdue.edu
www.extension.purdue.edu/grant
www.v2.4honline.com

It is the policy of the Purdue University Cooperative Extension Service that all persons have equal opportunity and access to its educational programs, services, activities, and facilities without regard to race, religion, color, sex, age, national origin or ancestry, marital status, parental status, sexual orientation, disability or status as a veteran. Purdue University is an Affirmative Action institution. This material may be available in alternative formats.

Index

Welcome to Grant County 4-H.....	
Office Hours & Location.....	
Grant County Extension Staff.....	
Grant County Extension Volunteers.....	
What is 4-H	
Calendar of Events.....	
4-H Poster Requirements.....	
General 4-H Guidelines.....	
General 4-H Livestock Rules.....	
Grievance Policy.....	
Project Check-in Schedule.....	
Project Release Schedule.....	
Livestock Check-in Schedule.....	
4-H Project List.....	
Mini 4-H Project List.....	
Items for Sale.....	

Items for sale at Extension Office

Green folders (first one free).....	\$3.00
Foam Core Board (22X28).....	\$4.00
Plastic Poster Sleeve.....	\$1.00
Plastic Salon Sleeve.....	\$.50
Electric Circuit Board Kit.....	\$5.00
Electric Shaker Flashlight Kit.....	\$17.00
Electric Extension Cord Kit.....	\$22.00
Electric Trouble Light Kit.....	\$37.00
Complete Lamp Kit.....	\$22.00
Entomology Box.....	\$16.00
Entomology Set (pins & vials).....	\$6.00
Mini Electric	
Attacking Inch Worm.....	\$16.00
Solar Car.....	\$12.00
King Crab.....	\$15.00
Energy Stick.....	\$8.00
Windmill.....	\$13.00
Mini Robotics	
Motorized Robot.....	\$24.00
Tin Can Robot.....	\$10.00
Mini Weather	
Wild Weather Kit.....	\$12.00
Weather Science Kit.....	\$15.00



Mini 4-H Project List/Information

MINI 4-H LIVESTOCK SHOW

At the Grant County 4-H Fair, Mini 4-H'ers can show cat, dairy, dog, goat, horse & pony, poultry, rabbit, sheep and swine. You **DO NOT** show your own animal, animals are provided to the member.

ANIMAL POSTER

Exhibit a poster with the parts of an animal labeled, or color pictures of an animal provided in the manual.

ARTS & CRAFTS

Exhibit one Arts & Crafts item that you have made.

BUGS

Collect bugs and mount in a shadowbox or shoebox.

DINOSAURS

Exhibit a dinosaur model or color pictures provided in your manual and mount on a poster.

ELECTRIC

Learn about energy, especially renewable energy. Exhibit an energy stick, solar robot, or windmill.

FOODS

Learn to make no-bake or baked cookies with recipes in the manual.

MODELS

Exhibit model of your choice (example: car, boat, or airplane) secured to a piece of wood or styrofoam.

NATURE

Exhibit collection of nature objects or an object from nature.

PHOTOGRAPHY

Exhibit 8-10, 4x6 pictures of any subject

ROBOTICS

Exhibits include a tin can robot or a motorized robot.

SEWING

Decorate a sewing box, make a pin cushion, a needle hook holder, sew on a button or make a sewn project.

SPACE

Color and mount pictures provided in the manual on a poster or complete a model of planets.

WEATHER

Working with weather can be fun. Exhibit a wild weather kit, weather station, or weather science kit.

WILDLIFE

Color pictures from your manual and label them for your exhibit.

WINDOWSILL GARDEN

Exhibit a plant you have grown from a seed.

WOODCRAFT

Build a birdhouse or bird feeder. You may paint or stain it.

Welcome

We are excited to have you be a part of Grant County 4-H! We hope this handbook will help answer questions you may have about our 4-H program. We hope you have a wonderful experience.

Office Hours & Location

Our office is open Monday-Friday 8am-4pm. We are located in the County Complex in room 422.

Grant County Office Staff

Kris Goff
County Extension Director
Extension Educator
4-H/Youth Development

Kailey Dockerty
Extension Educator
Health & Human Sciences

Extension Educator
Agriculture & Natural Resources

Jane Hemmick
Nutrition Education Program Assistant

Mary DeLong
Office Manager

Robert Sharp
Administrative Assistant

Grant County Extension Volunteers

Our 4-H program wouldn't be what it is without all of our wonderful volunteers.

2024 4-H Club Leaders

4-H Club Name	4-H Leaders	Phone
Jalapa Indians	Lisa Haney	765-384-5983
Lake Galatia	Jay & Joyce Phillippe	765-674-3696
Liberty Green	Sue Van Matre Britnee Van Matre	765-618-2928 765-661-5134
Livewire B	Danny Combs	765-618-0296
Meshingomesia	Tim & Teresa Templin	765-669-0909
Nanny Lane & Kids	Stephanie Winchester	765-948-4214
Setinabrubus	Ryan Drown	765-667-8782
Shooting Sports	Kevin Pluimer	765-251-1292
Upland Highlanders	Michele Legg Alicia Adamson	765-998-0067 765-667-5698
Waggin' Tails Dog Club	Nicole Karnes Savannah Skeens Sarah Tish	765-506-4304 765-437-8956
Washington Clovers	Beth Hix Mary DeLong Robert Sharp	765-506-3293 765-506-3294 765-667-9095
Wranglers	Jenny Norton-Schamber Wayne & Carrie Pavey Ashley Mattucci	765-517-1608 765-243-1450 765-661-1506

2024 4-H Junior Leader Officers

President– Kortney Goff

Vice President– Drew Combs & Brandtley Richey

Secretary– Liz Winchester

Fair Association Rep.– Isabel Roush

4-H Project List/Information

VERBAL COMMUNICATIONS

Youth are to learn about the process of communications, to learn different modes of communications and to strengthen their own communication skills. Includes: demonstration and public speaking.

VETERINARY SCIENCE

In the veterinary science project you will learn more about diseases that animals get and how to take care of them.

WEATHER & CLIMATE SCIENCE

In the weather project you will do several experiments. You will learn about how air, water, and heat are related to weather. You will also learn to make weather instruments. You will make a poster from a topic in the manual.

WILDLIFE

In this project, you will learn about the animals that live outdoors.

WOODWORKING

This project is planned to help you learn how to use tools in doing woodwork. You will learn skills and habits in the proper use of common tools. The first year exhibit is one of the articles you have made from the plans included with the woodworking manual.

4-H Project List/Information

RABBITS

Would you like to care for a rabbit? In the rabbit project you will learn to care for, house, feed, and raise a rabbit. The first year exhibit is one or more rabbits shown at the county fair. All animals must be owned and cared for by the 4-H exhibitor.

READING – (county project, no state fair entries)

Encourage reading in and out of the formal classroom environment and for youth to share their love of reading with others. Read at least eight (8) books each year.

RECYCLING – (county project, no state fair entries)

The recycling project gives you the chance to come up with ways to change your trash into something useful. Grades 3-5, exhibit an article or display made of discarded plastic items.

SCRAPBOOK – (county project, no state fair entries)

The scrapbook project is designed so that you can keep your memories in a neat way. The beginner division, exhibits a scrapbook album with a front and back cover containing 10 completed pages for judging.

SEW FOR FUN – (county project, no state fair entries)

Sew for Fun allows the exhibitor a broader area of items to sew than the regular sewing project. This can be clothes or non-wearable items.

SEWING

Learning to sew is fun. 4-H'ers can choose from either a wearable or non-wearable category for the item they sew.

SHOOTING SPORTS

Learning to use firearms safely is important. 4-H'ers can choose from hunting, pistol and rifle.

SHEEP

In the sheep project you will learn to feed and care for your animal. You will learn to groom and train your animal for judging. The first year exhibit is showing an animal at the county fair.

SMALL ENGINE

This project gives you the opportunity to learn how an engine works. You would exhibit a small engine that you overhauled/tuned up, or an educational display about what you learned.

SOIL & WATER SCIENCE

Do you know how important soil and water are? In this project you will learn to think about resources—soil and water—and how they affect us, and the way you and others may use them wisely to conserve them for the future. The first year exhibit is a poster based on any of the following activities: designer soils, color clues, earthworms & sowbug, or conservation reporter.

SPORTS

This project is great for the sports enthusiast. You could exhibit a report on a sport that you did or have learned about, a poster on a sport that you did or learned about, or a video explaining a sport that you did or learned about.

SWINE

In the swine project you can learn about the feeding and caring for a barrow or a gilt. You will learn how to prepare your animal for judging at the county fair. The exhibit is one or more animals that are owned and cared for by the 4-H exhibitor.

TRACTOR

This project teaches tractor safety, maintenance, and operation of equipment. The first year requirement is to complete the record book and drive in a tractor operators contest held during the 4-H fair.

2024 Extension Board

Greg Thompson-President

Rob Reber

Belinda Hussong

Michelle Roberts

Justin Saathoff

2024 4-H Council

Kelly Scher-President

Carrie Ault

Kim Burke

Cosette Crist

Jessica Hoke

Sarah Kirkpatrick

Katie Mitchell

Alice Quinn

Morgan Quinn

Robert Sharp

Kevin Trees

Valerie Trees

Britnee Van Matre

Stephanie Winchsester

Amy Wood

2024 Fairboard

Kyle Shafer-President

Melinda Bradley

Jim Brunner

Mary DeLong

Ryan Drown

Brandon Fetter

Eric Fields

Kelli Fields

Austin Forrester

Stephanie Gremel

Andrew Hix

Ryan Holloway

Bryan Martin

Duane Phipps

Gail Phipps

Morgan Quinn

Isaac Roush

Terry Roush

Cade Sharp

Randi Troyer

Peggy Wagener

Adam Worl

Burr Worl

Tabitha Yoder

What is 4-H?

The 4-H Emblem

A four-leafed clover with the letter “H” on each leaflet meaning the development of HEAD, HEART, HANDS and HEALTH is the official 4-H club emblem.

The 4-H Pledge

I pledge my HEAD to clearer thinking, my HEART to greater loyalty, my HANDS to larger service, and my HEALTH to better living, for my club, my community, my country, and my world.

The 4-H Club Motto

“To Make the Best Better”

The motto was adopted at about the same time as the 4-H Club Pledge. Its intent is to inspire young people to continue to learn and grow, to make their best efforts better through participating in educational experiences.

The 4-H Slogan

“Learn by Doing”

The Colors

Green—nature’s most common color is emblematic of springtime, life, and youth. White—symbolizes purity and high ideals

Indiana 4-H Mission

The Indiana 4-H Youth Development mission is to provide real-life educational opportunities that develop young people who will have a positive impact in their communities and the world.

Indiana 4-H Vision

Indiana 4-H Youth Development strives to be the premier, community-based program empowering young people to reach their full potential.

4-H Project List/Information

GIFT WRAPPING – (county project, no state fair entries)

Everyone enjoys giving or receiving a decorated gift. In this project you will learn to make handmade bows, wrapping paper, and to incorporate ideas for some very fancy gift wrapping. In the division I project you will exhibit one wrapped gift, including a handmade bow.

GOATS

In the goats project you will learn how to take care and show your goat. You can show your live goat at the county fair, or create an educational poster about goats.

HEALTH

Good health is one of the most important possessions you can have. The 4-H health project can help you understand how to keep your good health. The first year exhibit may be selected from three topics: the effects of smoking, eating healthy foods, or the ways that you are unique.

HOME ENVIRONMENT

This project will show you how to make your room more attractive through changing colors, organizing and keeping your room ready for use. The first year exhibit is a wall hanging or a storage item you have made such as a waste basket for your room.

HORSE & PONY

In the horse and pony project you will learn how to care for your horse or pony and learn about horsemanship. You will learn to keep records on your animal such as feeding and costs. The first year exhibit is entering your horse or pony at the fair.

JUNIOR LEADERS – (county project, no state fair entries)

The 4-H junior leader project is for those 4-H’ers in grade 7 and up, who wish to help in their local club and develop their own leadership skills. In addition, any 4-H’er enrolled in the project may become a member of the county-wide Junior Leader Club. A completed record book is due at the 4-H fair.

LAWN & GARDEN TRACTOR

This project is designed to let you learn more about lawn and garden tractors. You will enter a contest that will help you develop and refine your lawn & garden tractor safety and operation skills.

LEGO-TYPE MODELS – (county project, no state fair entries)

This project encourages you to use your imagination and ingenuity in creating an exhibit out of lego-types. Grades 3-4, will exhibit a “fictional” character or “thing” that has been made. Kits are not allowed.

MICROWAVE COOKERY – (county project, no state fair entries)

In microwave cookery you will learn more about microwave cooking, safety, utensils, and cleaning. You will learn how to cook vegetables and make candy. In the first year you will exhibit a fruit dessert such as baked apples, cherry crisp, apple crisp, etc.

MODELS

The models may be made from a kit, but should be more difficult as the age increases. Models should be completely finished, including painting and decals, where appropriate.

PETS – (county project, no state fair entries)

This project gives you the chance to show off your favorite pet. You will show your pet at the county fair. Your pet must be fed and cared for by you, and you must own the pet.

PHOTOGRAPHY

The 4-H photography project offers the opportunity to improve your skills with a camera and to take better pictures. The photography projects are: color prints, black and white prints, and salon prints. Grades 3-5 will exhibit in the color prints or black and white prints are 10 pictures of any subject mounted on a 22” x 28” foam board.

POULTRY

The poultry project encourages you to keep records of your poultry-raising activities and of your bird’s performance. The exhibit is exhibiting a bird at the poultry show at the county fair. All animals are to be owned and cared for by the 4-H’er.

4-H Project List/Information

CREATIVE WRITING

In this project you have the power to create short stories, poetry, essays, or whatever else you would like to write. In Level I, grades 3-5, you will exhibit a scrapbook/notebook that includes three or more different activities from the manual.

CROPS – (county project, no state fair entries)

In this project you will grow and exhibit a crop. The crop can be alfalfa, corn, soybeans, or wheat.

DAIRY

In the dairy project you can raise calves or keep records on the production of dairy cows. You can learn how to raise top notch animals and how to groom and show the animals for judging. The exhibit is showing a dairy animal at the fair.

DOG

Many people own dogs and wish they could train their dogs to obey commands. In the 4-H dog project, you learn how to train your dog. The exhibit is entering your dog in the dog obedience show at the county fair. All dogs are judged on grooming and training. You may also exhibit an educational dog poster.

ELECTRIC

The 4-H electric project gives you a chance to learn more about the energy that lights our homes and cooks our meals. The first year exhibit is a simple circuit board that shows a parallel or series circuit. The kit is available to purchase at the Extension Office.

ENTOMOLOGY

In the 4-H entomology project you learn about insects and how to identify them. You also learn how to capture and prepare insects for mounting. The first year exhibit is a collection of ten insects mounted in one 18" x 24" entomology box. Supplies can be purchased at the Extension Office.

FARM TOY SCENE

This project is designed to motivate and interest individuals in modeling a custom built farm toy display. Members are encouraged to display their many artistic abilities.

FLORICULTURE

The flower project teaches you how to raise flowers and make beautiful arrangements. The first year exhibit may be one of three things: three blooms from flowers you have grown, a notebook on flowers, or a house plant you have taken care of.

FOODS

The foods project shows you how to set an attractive table and prepare simple but nutritious meals for your family. The first year exhibit is three dropped, bar, or molded cookies that have been baked.

FOOD PRESERVATION

The food preservation project teaches you all the different ways you can preserve food at home. The first year exhibit is one frozen package of three cookies.

FORESTRY

In the forestry project you will learn the parts of trees and how they grow. You will learn the different types of leaves and how to identify trees. One of the first year exhibits is a collection of six leaves and "The Parts of a Tree" sketch, on a poster.

GARDEN

Many families grow or would like to grow their own vegetables. In the garden project you can learn how to grow a family garden with at least 10 different vegetables. The first year exhibit is at least one plate of a single vegetable that you grew.

GENEALOGY

The genealogy project teaches you how to gather information on your family. The first year exhibit is a notebook that contains a family tree and other information about you and your family.

Calendar of Events

January

- 8 Junior Leader meeting
- 15 4-H enrollment deadline
- 15 Extension Office closed – MLK Day
- 22 4-H Council meeting 7:00 p.m., Fairgrounds
- 25 Fairboard meeting 7:00 p.m., Fairgrounds

February

- 5 Junior Leader meeting
- 19 Extension Office closed – President's Day
- 22 Fairboard meeting 7:00 p.m. Fairgrounds
- 26 4-H Council meeting 7:00 p.m., Fairgrounds

March

- 4 Junior Leader meeting
- 18 4-H Council meeting 7:00 p.m., Fairgrounds
- 28 Fairboard meeting 7:00 p.m., Fairgrounds

April

- 1 Applications due – Ag. Hort. Bldg. & Exhibit Hall Workers at the State Fair
- 1 State 4-H Chorus & Band Applications due – Extension Office
- 1 Junior Leader meeting
- 12 Final flower order due
- 22 4-H Council meeting 7:00 pm, Fairgrounds
- 25 Fairboard meeting 7:00 p.m., Fairgrounds

Calendar of Events

May

- 1 Purdue Round-Up registration due – Extension Office
- 1 Ambassador, Animal Science, Aerospace, Natural Resource, Food Science & Nutrition, Mechanical Science & Plant Science workshops applications due – Extension Office
- TBD Junior Leader meeting (bowling)
- 9 Flower delivery – Fairgrounds
- 15 Ownership Deadline – Registered Beef Heifers, Swine, Sheep, Horse/ Pony, Dairy, Cat, Goats, Rabbits and Poultry
- 15 Livestock Pen Sheets due @ Extension Office
- 15 King & Queen/Prince & Princess/Duchess applications due @ Extension Office
- 20 4-H Council meeting 7:00 p.m., Fairgrounds
- 23 Fairboard meeting 7:00 p.m., Fairgrounds
- 27 Extension Office closed – Memorial Day Holiday

June

- 1 Enrollment deadline for 4-H Beef, Dairy, Sheep, and Swine for the Indiana State Fair
- 1 Entry deadline for 4-H small animals: Pygmy Goats, Dairy Goats, Poultry, Rabbits, Pigeon, Waterfowl and Dog for Indiana State Fair
- 1 Key Club applications due – Extension Office
- 3 Junior Leader meeting
- 5-7 Science Workshops at Purdue
- 8 Fair Set-up day
- 9 King & Queen/Prince & Princess/Duchess Judging
- 11-14 State Junior Leader Conference
- 12-13 Pre-fair judging
- 13 Sewing – Fashion Revue Judging
- 16-22 **Grant County 4-H Fair**
- 24-26 Purdue Round-Up
- 22 Project pick-up at Grant County 4-H Fair 8:00–10:00 p.m.
- 23 Project pick-up at Grant County 4-H Fair 3:00–5:00 p.m.
- 24 Project pick-up at Grant County 4-H Fair 8:00 a.m. – Noon

4-H Project List/Information

Detailed guidelines for each project are available online at www.extension.purdue.edu/grant

AEROSPACE

The aerospace project teaches safety in using and building model rockets. A model rocket kit will give you instructions on building a rocket. The first year exhibit is one rocket with the Estes Skill Level of E2X or one of comparable difficulty.

BAKE WITH A MIX – (county project, no state fair entries)

This project allows members to purchase mixes from the store and create different recipes. This is a good project for members to experiment with different types of baking mixes.

BEEF

In the beef project you feed and care for a beef steer or beef heifer. You will also learn grooming and showing techniques while preparing the animal for judging. The exhibit is showing an animal at the county 4-H fair. All animals exhibited must be owned and cared for by the exhibitor.

BEEKEEPING

Members must perform the jobs necessary for proper care of the bees. The 4-H'er in Division I must exhibit a poster with 10 pressed flowers of Indiana, honey plants or information about the uses of honey and beeswax.

CAKE DECORATING

This project allows a 4-H'er to develop cake decorating skills. Beginners will exhibit a single layer cake or styrofoam with simple techniques such as basic borders, a printed message, leaves, one color sugar molds, etc.

CAT

In this project you can choose from three different activities: showing a live cat, an educational poster, or an action demonstration. The live cats will be shown during the county fair.

CHILD DEVELOPMENT

In the child development project you can learn to work with young children and to better understand them. The first year exhibit is a toy or game you have made, suitable for a pre-school child.

COLLECTIONS – (county project, no state fair entries)

All young people collect items from time to time. In all categories, if the collection is too large or too valuable to exhibit, a notebook containing photos and a description of your collection can be exhibited instead of the actual collection.

COMPUTER

Many young people are exposed to computers, both in the classroom and at home. This project lets you get a better understanding of the computer that you use. Level I exhibitors, grades 3-5, will display a poster that shows the parts of computer equipment, how computers accomplish tasks, or how a career or occupation has been dramatically changed by computers.

CONSUMER CLOTHING

Instead of sewing your clothes, for this project you buy them and then model them. The purpose of this is to teach 4-H'ers the importance of being a wise consumer.

CRAFTS

You can put your imagination to work in this project. You can create something in the fine arts category, such as oil, charcoal, ink, etc. The needle craft includes such things as needlepoint, candle wicking, and quilting. Any other craft category is anything else you dare to create.

CREATIVE GIFTS – (county project, no state fair entries)

This project will give the opportunity to create and share projects they have made for a special person in their life. A themed package provides a great option to the standard gift and shows that you put special thought into the gift.

2024 Livestock Check-in/Judging Schedule

Project	Check-in	Livestock Shows
Beef	June 18, 8 am-Noon	June 20, 9 am
Cat	June 21, 4 pm	June 21, 5 pm
Dairy	June 17, 7 am-Noon	June 18, 9 am
Dog Agility Contest	June 16	June 16, 10 am
Dog Show	June 15	June 15, Noon
Goat	June 15, 3-6 pm	June 19, 5 pm
Horse & Pony	June 15 or morning of the 4-H show	June 16, Halter Classes, 9 am
		June 17, Fun Show, 6:30 pm
		June 18, Costume Contest, 6:30 pm
		June 21, Contesting, 9 am
		June 22, Show, 9 am
Pets	June 19, 8-9 am	June 19, 9 am
Poultry	June 15, 3-6 pm	June 17, 9 am
Premier Showmanship	June 20, 4:45 pm	June 20, 5 pm
Rabbit	June 15, 3-6 pm	June 18, Noon
Sheep	June 17, 7 am-Noon	June 18, 5 pm
Swine	June 17, 7 am-Noon	June 19, 9 am

Animals are released immediately following Premier Showmanship, June 20.

Calendar of Events

July

- 4 Extension Office closed– 4th of July Holiday
- 22 4-H Council meeting 7:00 p.m., Fairgrounds
- 25 Fairboard meeting 7:00 p.m., Fairgrounds
- 29 Projects to State Fair 4-H Exhibit Hall (except Baked and Preserved Foods)

August

- 2 **Indiana State Fair Starts**
- 5 Projects to State Fair (Baked and Preserved Foods)
- 18 **Indiana State Fair Ends**
- 22 Fairboard meeting 7:00 p.m., Fairgrounds
- 26 4-H Council meeting 7:00 p.m., Fairgrounds

September

- 2 Extension Office closed – Labor Day Holiday
- 23 4-H Council meeting 7:00 p.m., Fairgrounds
- 26 Fairboard meeting 7:00 p.m., Fairgrounds

October

- 7 Junior Leader meeting
- 14 Extension Office closed – Columbus Day
- 24 Fairboard meeting 7:00 p.m., Fairgrounds
- 28 4-H Council meeting 7:30 p.m., Fairgrounds

November

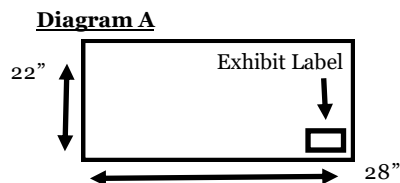
- 4 Junior Leader Meeting
- 11 Extension Office closed – Veteran’s Day
- 21 Fairboard meeting 7:00 p.m., Fairgrounds
- 28-29 Extension Office closed – Thanksgiving Holiday

December

- 24-25 Extension Office closed – Christmas Holiday

4-H Poster Requirements

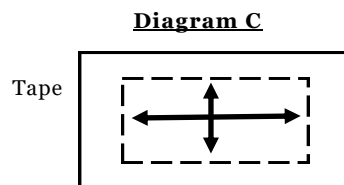
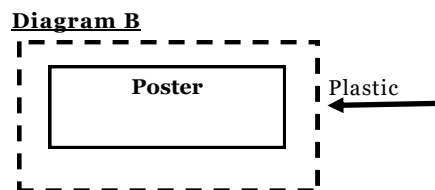
All posters **must** be made **horizontal on 22" x 28"** poster board (diagram A) and may be of any color. (Drawing not to scale)



All posters **must** be **stiff-backed**. To make a poster stiff-backed, you can glue your poster board onto cardboard, lightweight wood or foam-core board. Foam-core board is available at the Extension Office. Follow these steps.

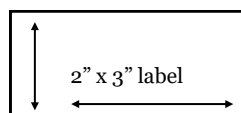
- Create your poster horizontally onto a poster board.
- Cut a piece of cardboard or wood the exact size of the poster, (foam-core boards sold at the Extension Office are pre-cut to the exact size needed, 22" x 28")
- Put glue on the stiff backing then place the poster board on the glued board becoming one object.
- Be sure to glue close to the ends so the poster doesn't come loose.
- Let completed poster dry overnight.
- All posters must have references listed on the back of the poster.

All posters **must** be covered with **clear plastic**. The Extension Office now makes available to you a clear plastic sleeve for sale or you may buy plastic at most department, hardware, fabric, paint or some other craft stores. Cut the plastic slightly larger than the poster and tape the plastic to the back.



All posters **must** have a 2" x 3" **label** to be placed in the lower right hand corner (diagram D) with the 4-H'ers name, project division and club name unless specified otherwise in the 4-H project requirements for specific projects. Check the project requirements for detailed information on labeling.

Diagram D



Posters not meeting these requirements will be dropped one ribbon grade (example: dropped from a blue ribbon to a red ribbon).

2024 Project Check-in Schedule

Project	Check-in Dates & Times
Weather & Climate Science	June 11, 5-7 pm OR June 12, 8 am-4 pm
Wildlife	June 11, 5-7 pm OR June 12, 8 am-4 pm
Woodworking	June 11, 5-7 pm OR June 12, 8 am-4 pm

2024 Project Release Times

Projects will be released the following times:

Saturday, June 22	8-10 pm	Community Building
Sunday, June 23	3-5 pm	Community Building
Monday, June 24	8-noon	Community Building

Projects not picked up at the designated times will be left at the fairgrounds and an appointment will have to be made with the Extension Office at a later date to pick them up. Projects not picked up by October 1 will be disposed of or given to charity.

2024 Project Check-in Schedule

Project	Check-in Dates & Times
Gift Wrapping	June 11, 5-7 pm OR June 12, 8 am-4 pm
Health	June 11, 5-7 pm OR June 12, 8 am-4 pm
Home Environment	June 11, 5-7 pm OR June 12, 8 am-4 pm
Lawn & Garden Tractor	TBD
Lego-Type Models	June 11, 5-7 pm OR June 12, 8 am-4 pm
Microwave Cookery	June 12, 5-7 pm OR June 13, 10-11:30 am
Mini 4-H Projects	June 11, 5-7 pm OR June 12, 8 am-4 pm
Models	June 11, 5-7 pm OR June 12, 8 am-4 pm
Photography	June 11, 5-7 pm OR June 12, 8 am-4 pm
Reading	June 11, 5-7 pm OR June 12, 8 am-4 pm
Recycling	June 11, 5-7 pm OR June 12, 8 am-4 pm
Scrapbook	June 11, 5-7 pm OR June 12, 8 am-4 pm
Sewing—Wearable	June 11, 5-7 pm OR June 12, 8 am-4 pm
Sewing—Wearable Fashion Revue	June 13, 5-6 pm; Modeling 6 p.m.
Sewing—Non Wearable	June 11, 5-7 pm OR June 12, 8 am-4 pm
Sew for Fun—Wearable Fashion Revue	June 13, 5-6 pm ; Modeling 6 pm
Sew for Fun— Non Wearable	June 11, 5-7 pm OR June 12, 8 am-4 pm
Shooting Sports	June 11, 5-7 pm OR June 12, 8 am-4 pm
Small Engine	June 11, 5-7 pm OR June 12, 8 am-4 pm
Soil & Water Science	June 11, 5-7 pm OR June 12, 8 am-4 pm
Sports	June 11, 5-7 pm OR June 12, 8 am-4 pm
Tractor Driving	TBD
Veterinary Science	June 11, 5-7 pm OR June 12, 8 am-4 pm

General 4-H Guidelines

The memorandum of agreement with the Grant County Extension Board established the Grant County 4-H Council as the organization that develops the 4-H youth program policy and 4-H exhibit and completion requirements. The 4-H Council is the governing body of 4-H. All rule changes or additions, etc., must be passed by this board.

Note: If one school corporation is closed for weather related reasons, then there will be no county-wide 4-H activities.

- Youth may become 4-H members when they enter third grade and may continue their membership through the completion of grade 12. Each individual may continue membership for a maximum of ten (10) consecutive years.
- Individuals may be a member of 4-H in another Indiana county as determined by county policy. However, a member may enroll in any given project in only one county at any given time and an exhibit may be shown in that same county only in a given year. Questions regarding member acceptance in another county rests with the county 4-H Council and/or Extension Board of the receiving county.
- Attendance and participation at 4-H meetings are highly encouraged as part of the overall educational experience. However, attendance or participation at club meetings cannot be required as criteria for projects completion.
- A 4-H project may be exhibited only once. Project must be made after August of previous year.
- Many projects have a manual which the 4-H'ers will use more than one year therefore, a new manual is not required, but the 4-H'er needs to read and complete requirements according to specific manual instructions for the project enrolled.
- The grade limit for Junior Leaders is 7th-12th grade within the current school year
- 4-H'ers have until **May 15** to add or drop 4-H projects.
- 4-H members will have until **May 15** to enroll in any livestock projects. After May 15, 4-H members will not be eligible to show animals.
- Unless otherwise indicated, all Grant County exhibits and requirements will follow state fair guidelines.
- All project record sheets and activity books must be presented at the time of exhibit entry. Place in green record book and turn in at the fair after all projects have been checked in.
- Completion:** 4-H members are considered complete in their project work for the year when they have, 1) completed their 4-H project and an official record sheet turned in at the 4-H fair **or**, 2) turn in a completed 4-H project record sheet in the Green Record Book at the 4-H fair with an officially recognized 4-H leader/Extension Educator verifying the existence of the completed project or activity. Option 1 is judged for quality and will receive ribbons. Option 2 will receive no ribbons.
- If a project is entered which does not meet the specified requirements in the manual or handbook, it will be judged "as is" for quality and then marked down one ribbon.

General 4-H Guidelines continued

14. If a 4-H member enrolls in one category of a project and then enters a project in a different category at the fair, the project will be judged “as is” for quality and then marked down one ribbon. Example: enroll in Photography Black and White Prints then exhibits Photography Color Salon.
15. **Projects which are entered after the judging starts**, will be judged “as is” for quality, but will not be eligible for champion or reserve champion.
16. Projects judged by grade will be classified according to the member’s grade during the current school year (September – August).
17. The Best of Show will be selected from champions only. The Runner-Up Best of Show will be selected from the remaining champions and reserve champions of the Best of Show division.
18. A champion does not have to be selected in a 4-H project if the judge deems there is no project deserving of the award.
19. Any project removed from the 4-H park prior to project release time will forfeit all ribbons, prizes and trophies, including state fair entry.
20. The “4-H Award Recognition” will be held Friday of the fair and will recognize Best of Show and Runner-Up Best of Show of non-livestock projects. 10 year members will also be recognized at this event.
21. 4-H’ers are to complete and be sure that “My Record of Achievement” (4-H 620), is kept up to date, front and back. This record is to be kept in the front of the Green Record Book.
22. Fair Association policy states that “No 4-H’ers are allowed to stay all night at the fairgrounds during the Grant County 4-H Fair.”
23. Any situations not covered by these above rules shall be handled by the Grant County 4-H Council.

2024 Project Check-in Schedule

Project	Check-in Dates & Times
Aerospace	June 11, 5-7 pm OR June 12, 8 am-4 pm
Animal Posters	June 11, 5-7 pm OR June 12, 8 am-4 pm
Bake with a Mix	June 12, 5-7 pm OR June 13, 10-11:30 am
Bees	June 11, 5-7 pm OR June 12, 8 am-4 pm
Cake Decorating	June 11, 5-7 pm OR June 12, 8 am-4 pm
Child Development	June 11, 5-7 pm OR June 12, 8 am-4 pm
Collections	June 11, 5-7 pm OR June 12, 8 am-4 pm
Verbal Communications	June 18, 9:50 am; Contest begins 10 am
Computer	June 11, 5-7 pm OR June 12, 8 am-4 pm
Consumer Clothing	June 13, 5-6 pm; Fashion Revue 6 pm
Crafts	June 11, 5-7 pm OR June 12, 8 am-4 pm
Crops	June 12, 5-7 pm OR June 13, 10-11:30 am
Creative Gifts	June 11, 5-7 pm OR June 12, 8 am-4 pm
Creative Writing	June 11, 5-7 pm OR June 12, 8 am-4 pm
Electric	June 11, 5-7 pm OR June 12, 8 am-4 pm
Entomology	June 11, 5-7 pm OR June 12, 8 am-4 pm
Farm Toy Scene	June 11, 5-7 pm OR June 12, 8 am-4 pm
Floriculture	June 12, 5-7 pm OR June 13, 10-11:30 am
Foods	June 12, 5-7 pm OR June 13, 10-11:30 am
Food Preservation	June 12, 5-7 pm OR June 13, 10-11:30 am
Forestry	June 11, 5-7 pm OR June 12, 8 am-4 pm
Garden	June 12, 5-7 pm OR June 13, 10-11:30 am
Genealogy	June 11, 5-7 pm OR June 12, 8 am-4 pm

Grievance Guidelines for Grant County 4-H Program Issues continued

**While there is no doubt some overlap in who serves on these committees, the intent of a three level process is to assure different individuals have the opportunity to hear and act on the grievance. ALL individuals involved at any level of the grievance procedure are reminded of the importance of keeping discussions regarding grievances confidential.

To maintain the confidentiality of the parties involved, the grievance hearings at each level will be closed to the public. Only the individuals who have filed the grievance, the members of the grievance committee, and the Purdue Extension Educators will be present during each level of the grievance process, ***The grievance process is internal to the Indiana 4-H Youth Development Program and meetings of the grievance committees are not subject to Indiana's Open Door Policy.

The Purdue Extension Educator assigned to work with the 4-H Program has the obligation to inform all parties that there is a grievance procedure if there are disagreements with policies.

The practice of charging fees from those filing grievances shall be eliminated and all counties will utilize the Indiana 4-H Grievance/Appeal Form as part of the grievance process.

General 4-H Livestock Rules

- Show Ring Dress Code:** Every 4-H member must bear in mind the following while showing and selling his/her livestock project, whether larger or small animal, through the 4-H program at the Grant County Fair:
 - Your attire is portraying an image of yourself.
 - You are representing your club.
 - You are representing the Grant County 4-H program.Therefore, you should be as neat and clean as possible. Judges will be directed to consider appropriateness of show ring attire while evaluating placings and showmanship skills. **It is recommended that you wear a shirt with a collar, long pants, and close-toed shoes or boots while showing and selling livestock. It is suggested that you NOT wear tank tops, t-shirts (other than approved or provided), midriiffs, halter-tops, excessively baggy pants, shorts, cut-offs, sandals, or baseball caps.**
- Completion:** 4-H members are considered complete in their project work for the year when they have, 1) completed their 4-H project and an official record sheet turned in at the 4-H fair **or**, 2) turn in a completed 4-H project record sheet in the Green Record Book at the 4-H fair with an officially recognized 4-H leader/Extension Educator verifying the existence of the completed project or activity. Option 1 is judged for quality and will receive ribbons. Option 2 will receive no ribbons.
- Animal Exhibition:** 4-H animals exhibited after the animal enrollment deadline, May 15, at any show by anyone other than the person listed on the Indiana 4-H animal enrollment form will not be eligible to be show in the 4-H show at the Indiana State Fair. This term/condition does not apply to siblings and parents, who may show each other's animals at any show during the year without jeopardizing state fair eligibility. This policy applies to all 4-H animal projects. For animal projects without enrollment forms, the person who enters them in the Indiana State Fair 4-H show is the equivalent of the enroller of the animals.
- All livestock must be on the grounds according to time indicated in show schedule. They will be released at times indicated in show schedule.
- All projects housed in the livestock barn will be under the supervision of the barn superintendent and his/her assistants.
- 4-H members having an entry in livestock classes must show their own animals except when two animals are being shown in the same class in which case, another Grant County 4-H member may show the second animal. In case of sickness, the owner may have the animal shown by another 4-H club member, but must have prior approval from the Show Superintendent.
- 4-H members showing livestock who have scheduling conflicts on the day their animal is to be shown, may complete a **Substitute Showman Absence Form** available at the Extension Office. The pre-approved Substitute Showman Absence Form must be submitted to the Extension Office by **Wednesday** before fair week. Approval for the Substitute Showman Absence Form will need to be given by the 4-H leader, Show Superintendent and 4-H Council.
- These 4-H livestock members who arrange a pre-approved absence are not allowed to participate in the 4-H Livestock Recognition Event.**
- Grooming Assistance-Grant County Rule:** 4-H exhibitors may receive clipping and grooming assistance from members of their immediate family (father, mother, and siblings), from a current Indiana 4-H member, and from individuals in the Approved Animal Grooming Assistance Program by June 1. Temporary guardianships established from the intent of animal exhibition or grooming purposes are not permitted and shall result in immediate disqualification.

General 4-H Livestock Rules continued

- 10. Unethical Fitting of Animal Exhibits** is defined as the administration of any substance (to include, but not limited to drugs: drugs, steroids, or chemicals, greater than those standards established by the USDA or FDA as permissible for sale for consumption as human food blood: oils, steroids, air, chemical substances) or performance of any surgical or non-surgical procedure altering the animal's configuration or natural conformation of any part of the animal's body, or rendering it's tissues unfit for human consumption and is prohibited. Exceptions that are allowed include hoof trimming, dehorning, removal of hair, manipulation of normally attached hair, castration, branding, tattooing, earnotching, docking of tails on sheep and swine, and coloring that does not alter or misrepresent breed characteristics. (Rule is from Indiana State Handbook).
11. All pens and stalls must be kept clean. 4-H'ers are responsible for cleaning their pen or stall after their animal has been removed.
12. 4-H'ers are responsible for the feeding and care of their animals during the 4-H fair week.
13. No bulls, boars, stallions or rams are allowed in 4-H shows.
14. State Fair rules will be used as a basis for settling disputes.
15. 4-H animals which have been shown at a 4-H fair during the current year then sold privately or offered for sale at public auction prior to the Grant County 4-H Fair, are not eligible to show at the Grant County 4-H Fair.

Guidelines for Animal Exhibits: Each 4-H member shall own his/her 4-H exhibit. Ownership, personal possession, and regular care of the animal must be in effect on or before the county and state enrollment deadlines and continuously until after the 4-H show at the county and/or state fair.

1. For 4-H breeding animals: family corporations and/or partnerships of 4-H members with one or more parents, siblings, grandparents, aunts, uncles, or legal guardians are acceptable.
2. For 4-H dairy cattle: family corporations and/or partnerships of the 4-H member with unrelated persons or dairy operations are also acceptable.
3. Dairy heifers, horses, ponies, and llamas may be leased subject to approval of both the county 4-H dairy, horse and pony, or llama committee and the respective County Extension Educator. 4-H animals (horse and pony, dairy, alpacas and llamas are only eligible to be leased by a single member in a 4-H program year.
4. 4-H animals exhibited after the May 15 State 4-H animal ID deadline at any show by anyone other than the person whose 4-H enrollment record is connected to the ID of the animal in Indiana 4HOnline will not be eligible to be shown in the 4-H show at the Indiana State Fair. This term/condition does not apply to siblings and parents, who may show each other's animals at any show during the year without jeopardizing State Fair eligibility. This policy applies to all 4-H animal projects. For animal projects without state ID deadlines, the person who enters them in the Indiana State Fair 4-H show is the equivalent of the owner of the animals.
5. 4-H animals are expected to be in the possession and regular care of the 4-H member who owns/leases them (unless other arrangements have been agreed upon by the county Extension Educator) from the animal ID deadline until the conclusion of the county and/or state fair.
6. 4-H animals purchased, sold or offered for sale after the ID deadline and prior to the Indiana State Fair (including animals that have gone through a "Premium Only Auction"), shall not be eligible to show in the 4-H show at the Indiana State Fair. Sale of products of animals (milk, cheese, wool, etc.) in lieu of the animal, are considered equivalent to a "Premium Only Auction."
7. Temporary guardianships established for the intent of animal exhibition or grooming purposes are not permitted and shall result in immediate disqualification.

Showmanship Rules (Beef, Dairy Beef, Goats, Sheep & Swine)

A 4-H'er may only show their own animal which will be exhibited by them in a regular 4-H class and enrolled by the 4-H'er at weigh-in.

Grievance Guidelines for Grant County 4-H Program Issues

Grievance/Appeal Guidelines for County 4-H Program Issues: (Activities, Programs, Projects)

The grievance procedures outlined in this document are utilized as part of an internal process of the Indiana 4-H Youth Development program for use when grievances of 4-H members, their parents/guardians, or 4-H volunteers cannot be resolved via reasonable conversation. This policy affords the opportunity in those unique situations to allow voice or opinion to be heard when there is a dispute regarding 4-H participation, activities or programs. This is not a mechanism for complaints against individual 4-H members (or their families), 4-H volunteers, judging officials for competitive events, or Purdue Extension staff. All resulting decisions will be made in accordance with the Indiana 4-H Program's stated mission to be an inclusive organization designed to encourage and maximize youth participation. The rights of the individual filing the grievance are limited to those provided by Indiana 4-H Program policy. Purdue University, as the Land Grant University in Indiana, is charged (by the United States Department of Agriculture) with implementing the 4-H Program in communities across the State of Indiana. Purdue Extension Educators in each Indiana county represent the university in local communities and have the responsibility of assuring all 4-H volunteers meet basic university criteria as they serve as representatives of the university. Purdue Extension Educators additionally provide oversight to 4-H volunteers including the assurance that Indiana 4-H Policies and Procedures are appropriately implemented in 4-H Program delivery. Individual county 4-H policies and procedures should be created and reviewed to assure they do not contradict established statewide 4-H policies and procedures. If a contradiction is discovered during the grievance process, Indiana 4-H Program policy shall be followed in determining the grievance outcome.

1. Grievances are made by completing the Indiana 4-H Grievance/Appeal form with the burden of proof being the responsibility of the individual filing the grievance. The completed grievance/appeal form and supporting documentation shall be presented to the president of the 4-H policy-making body (e.g., 4-H Council) or the Purdue Extension Educator who works with the 4-H Program. (NOTE: concerns regarding staff, volunteers, members, or other individuals are not issues for which a grievance may be filed. 4-H volunteers are assigned by the 4-H Extension Educator. Concerns regarding 4-H volunteers, members, or other individuals should be addressed directly with the Purdue 4-H Extension Educator.)
2. Grievances pertaining to 4-H activities, programs or projects shall be filed within 14 days of an incident or occurrence. Grievances pertaining to county fair related issues are often time-sensitive and must be filed within 24 hours of the incident.
3. The grievance process occurs in the county where the issue or concern arises and offers three opportunities for a concern to be heard and reviewed.
 - A. The grievance is initially heard by an unbiased, representative grievance sub committee of approved 4-H Volunteers. It is the Purdue Extension Educator assigned to 4-H Programming who shall annually work with the chair of the county 4-H Council to determine this committee's membership to include a combination of 3-6 of the following individuals: one representative of the 4-H Council; two 4-H volunteers serving as a 4-H club organizational leader; one member of the County Extension Board; one 4-H volunteer knowledgeable in the subject matter (project) of concern (this individual will vary dependent on issue raised with the grievance); and up to three community leaders. The Purdue Extension Educator assigned to 4-H shall convene the group. General Terms and Conditions Revised 1/18
 - B. The person filing the grievance may appeal the decision of the grievance sub-committee to the 4-H policy-making body, which will then review the facts in evidence and render a decision.
 - C. The person filing a grievance may appeal a decision of the 4-H policy-making body to the County Extension Board. The Extension Board will review the facts in evidence and render a decision. This is the final level in the appeal process.

4-H Livestock Auction Rules continued

What is the process for organizing a multiple buyer bid?

Start prior to the fair by acquiring a “multiple buyer bid packet” that is available at the Extension Office at any time or the office at the fairgrounds during the week of the fair. Then the 4-H member can solicit buyers for their animal. You will need to keep records of the business names, contact names, correct mailing addresses and phone numbers of these buyers along with the amount of their donations utilizing the “multiple buyer bid packet”. You must receive authorization from the buyer before including them. There have been donations come through the sale where the buyer had no knowledge of agreeing to donate to the 4-H member. The 4-H member or organizer of the multiple buyer bid will be held responsible for these donations! This practice demonstrates a lack of integrity and does not represent 4-H with a favorable image. Before the auction, the person organizing the multiple buyer bid must come to the Extension office before or during the fair, to register their multiple buyer bid packet. All multiple buyer bid organizers are required to sign an agreement stating their willingness to take responsibility for any unpaid donations. The organizer must have all buyer information ready when registering their multiple buyer bid packet (amount contributed, buyer name, correct mailing address, and phone number).

If the multiple buyer bid wants to “keep” the animal for custom processing or donate the animal to a charity, this must be designated on the outside of the multiple buyer bid packet and must be agreed upon by all parties of the multiple buyer bid or have a designated person responsible for the appraised market price of that animal. In a “keeper” situation, the appraised packer price along with the bid amount must be paid.

Total bid packet amounts are to be even amounts in increments of not less than \$25.00. For example, \$525.00, not \$510.50. This makes the auctioneer’s job easier during the sale of the animal. Money in the form of checks (made payable to: Grant County 4-H Auction) or cash can be included inside the bid packet and this should be designated on the outside of the packet next to the appropriate buyer.

As the 4-Her enters the sale ring, they must hand their bid packet to the ring man as the animal before them is sold. This allows the auctioneers to know where the bid is going on the animal. The bid packet then is taken to the clerks and entered into the computer for processing invoices.

For questions on this process, please contact Kris Goff, Extension Educator, at goffk@purdue.edu or by phone at 765-651-2413.

Example:

Buyer bid price on animal is \$500.00 (plus appraised packer price if buyer designates a keeper)
Appraised packer price \$682.00
Bid price \$500.00 + Appraised packer price \$682.00 = \$1,182.00
Commission deducted $\$1,182.00 \times .07 = \82.74
Total selling price \$1,182.00
Total commission - \$82.74

The above method will provide for the commission withheld to be more evenly distributed among 4-H’ers. Commission withheld by the 4-H Auction Committee is used for promotion of the auction, plaques, beverages for the buyers, postage and forms to conduct auction, pictures, etc.

Auction checks will be available for the 4-H’er to pick up at the Extension Office approximately three (3) weeks after the date of the auction. Auction pictures should be delivered to the livestock buyer by the 4-H’er as soon as possible. **The 4-H member who sold the animal is the only person who can pick up the auction check.**

- 4-H’ers are expected to follow the Show-Ring Dress Code while participating in the 4-H auction (see rule #1 under General Livestock Rules for Show-Ring Dress Code).
- All 4-H animals must be in member’s possession and enrolled on county and state enrollment forms by **May 15** for: Sheep, Swine, Dairy, Beef Heifers, Goats, Beef Steers, Commercial Heifers and Dairy Steers, Poultry, and Rabbit.
- Refer to the page of Rules for 4-H Livestock State Fair Entry for early pre-entry state fair deadlines.
- 4-H Livestock exhibitors in all species do not have to qualify at the county fair, for example, win Grand Champion, to participate at the state fair. Members must be properly enrolled on state enrollment forms by designated date.

General 4-H Livestock Rules continued

Class 1– Senior Showmanship- Grades 9, 10, 11, and 12 during current school year. (Sept.-Aug.)

Class 2– Junior Showmanship– Grades 5, 6, 7, and 8 during current school year. (Sept.-Aug.)

Class 3– Novice Showmanship– Grades 3 and 4 during current school year. (Sept.-Aug.)

*Winners of the Novice and Junior Showmanship are not eligible to advance and compete in the Junior and Senior Showmanship, respectively, the same year.

JUNIOR (GRADES 5-8) AND SENIOR (GRADES 9-12) CHAMPION SHOWMEN ARE ELIGIBLE TO COMPETE IN THE PREMIER SHOWMANSHIP CONTEST.

*Winners of Showmanship (Novice, Junior, and Senior) are eligible to compete in the next year’s 4-H Showmanship class.

*Winners are not allowed to move up to the next division of showmanship at the next year’s 4-H Fair Showmanship class.

Premier Showmanship: will consist of participants who are Junior and Senior Champion Showman in each of the following species: Beef, Dairy, Goat, Sheep and Swine.

Rules:

- Contest will be divided into two divisions: Junior (grades 5-7 during the current school year) and Senior (grades 8-12 during the current school year) Showmanship, based upon county division rules.
- Only the Champion showmen of five species: beef, dairy, goat, sheep, and swine are eligible to participate in the contest.
- In the event that a 4-H member wins Champion Junior or Senior Showman in more than one species in the same year, that 4-H member would represent only one species. The Reserve Champion would compete in the second species won by the Champion 4-Her. The show order of species will dictate what Reserve Champion 4-H’er will compete in the Supreme Showmanship. **Exception: In the Premier Showmanship Contest, the Reserve Champion Showman from that species would then be eligible to participate.**
- Past Junior and Senior Premier Showmanship winners will be eligible for Premier Showmanship by winning a showmanship contest in the current year.
- Contestants will be judged and ranked by the Showmanship judge.
- The judge will have the exclusive right to select the first place and runner-up winners for the Junior and Senior division.
- Scoring:
 - The judge rates each contestant from 1 to 10 for each species (1st place=1point, 2nd place=2 points etc. in each species competition). Low score wins. A judge may give two contestants the same score if they feel they are equal.
 - All the scores for each contestant are added together to come up with a total score for that contestant.
 - The lowest score is presented as the winner.

General 4-H Livestock Rules continued

8. If a tie occurs in the showmanship contest, the tie-breakers will be:
 - A. First tie-breaker-most 1st finishes
 - B. Second tie-breaker-highest placing in the class of the judges choice
9. A designated Premier Showmanship Committee will be assigned to get the necessary equipment (example: combs, brushes, showstick etc.).
10. Eligible contestants will be allowed to brush and clean animals to their satisfaction prior to the showing. Assistance by a second party is prohibited.
11. In years that no Dairy animals are available for the Premier Showmanship, the contestants will answer 10 written questions concerning Dairy.
12. 4-H members are eligible to win each division, Junior and Senior, more than once.
13. A 4-H Member who wins Junior Premier Showmanship CANNOT move up to the Senior level until they are in the appropriate grade for Senior Showmanship (8th grade).
14. No novice category (grades 3-4 during current school year) in Premier Showmanship.

4-H Livestock Auction Rules

The 4-H member must exhibit during the species show in order to be eligible to sell in the auction. 4-H animals purchased, sold or offered for sale after the enrollment deadline and prior to the Indiana State Fair (including animals that have gone through a "Premium only Auction"), shall not be eligible to show in the 4-H show at the Indiana State Fair.

4-H Member Selling Information

1. Each 4-H member may sell **one** animal in the Grant County 4-H Fair Auction. Each 4-H member is allowed to sell only one species. Small animals shown as a pair of meat pen will be considered one sale item. Beef and Dairy Beef are the same species.
2. Order of sale for 2023 will be: Rabbit, Poultry, Sheep, Goats, Swine, Beef, Dairy Beef, and Dairy.
3. To be recognized in the auction as an award-winning animal – the animal that won must be sold in the auction. Order of champions will be determined by each species group.
4. All animals sold through auction will be "packer" animals unless specified "keeper" by the buyer. The buyer of a packer animal must pay the purchase price of the animal, the buyer of a keeper animal must pay the purchase price plus the appraised packer price. The buyer is the only one that can designate that the animal is a keeper. No purchase of any animals at appraisal price, this includes Rabbit and Poultry.

4-H Livestock Auction Rules continued

5. You must sign up for the auction after individual species show. 4-H'ers are responsible for sign-up. **No late "add-ins" the night of the auction.** **NOTE:** All changes need to be made by completion of last show at Noon, Thursday before the auction.
6. It is recommended that all 4-H'ers selling animals in the auction will have their picture taken with their sale animal. These pictures should be taken to the buyer in appreciation of their purchasing the 4-H'ers animal.
7. Once the sale order is established, it will be followed unless prior arrangements are made before the start of the auction. A written request should be brought to the Extension Office at the fairgrounds.

Livestock Auction Buyer Information

1. Buyers will be bidding on overage amounts instead of gross value. 4-H members receive an appraised packer price plus overage amount. The 4-H Auction Committee will withhold 6% of the overage amount on each item sold. A multiple buyer bid at auction should have one person who will be responsible to organize the group and collect the money (see rule #6 for more information).
2. If a buyer wants to pay the night of the auction, a receipt will be provided for them and a paid invoice receipt will be sent after the auction to the buyer.
3. Memorial Auctions may be conducted one time at the 4-H Fair. For the following years, a group can organize before the auction to purchase an animal. One person of the group or business will be expected to collect the money and make payment to the auction clerk and the purchase will not be considered a memorial event. Bid add-on will be accepted (see rule #5 for more information).
4. Keeper animals- The buyer pays the entire purchase price plus the appraised packer price to the auction clerk. In the event the purchase of an animal involves any retained ownership by the 4-H member, neither the buyer nor the 4-H member will receive any money for the appraised packer amount. Any such agreement between purchaser and 4-H member must be settled between buyer and seller without involving the auction clerk. Buyer is the only one that can designate that the animal is a keeper. A keeper card will be available prior to the auction. These keeper animals are not eligible to show at the Indiana State Fair.
5. Bid add-on cards- A bid add-on card will be available for unsuccessful bidders or other bidders contributing money to be added to the selling price of an animal. The card must be filled out including the buyer number, lot number, 4-H'ers name and the amount contributed. If the contributor wants recognition for their donation, the card must be forwarded to the clerk before the auction or at the time the animal is considered "sold". Any other contribution will be accepted, but there will be no verbal announcement of recognition.
6. Multiple buyer bid- What is a multiple buyer bid? Traditional auctions involve bidders who are invited by 4-H members to attend the livestock auction and bid competitively for their animals above the appraised packer price of the animal. In recent years our sale has included a "multiple buyer bid" process where buyers are solicited by the 4-H member before the sale of their animal, a group of bidders usually yields a higher selling price for the animal of the individual 4-H member. In this situation, it is not necessary for all bidders of the group to be present at the auction. However, it is mandatory that a representative for that group be present, and all contributors agree to pay the amount for which they have committed. The multiple buyer bid is run through the auction and the auctioneer runs the bid up to the exact amount of the multiple buyer bid. Bidding will remain open for other "multiple buyer bids" or "traditional bids" that may be higher than the original multiple buyer bid. In the event the original multiple buyer bid is out-bid during the live auction, the original multiple buyer bid price will be added to the bid of the live auction price. The highest bidder at the live auction, either the "multiple buyer bid" or the "traditional bid" will be deemed the buyer. If the traditional bid is recognized as the buyer, then multiple buyer bid contributors will be recognized as contributors. Bid add-on cards will be accepted (see rule #5 for more information). All buyers and/or contributors will be recognized at the time the animal is sold. It's the 4-H member's choice as to which method they use to gather buyers and sell their animal. Each method requires a personal contact by the 4-H member and follow-up thank you to their buyers after the sale.