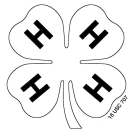


4-H SWINE WORKSHEET

Grade 5



Name: _____ 4-H Club: _____

Answers to these questions can be found in the "Swine Resource Handbook" 4-H 134 R

1. List three characteristics you need to consider for project selection as found in chapter 3:

- a. _____
- b. _____
- c. _____

2. Several diseases are discussed in chapter 9.
List two infection diseases common to swine:

- a. _____
- b. _____

List two internal parasites common in swine:

- a. _____
- b. _____


List two external parasites common in swine:

- a. _____
- b. _____


3. Look in Chapter 9 and find a parasite or disease. What disease or parasite did you choose?

Explain how you would treat or manage the disease or parasite?


4. Refer to page 10-2 in your manual to notch the ears for the pigs below to match the corresponding litter mark and individual pig mark.




14-6



3-4



82-2



12-7

5. Chapter 11 is about space requirements for your hog. Pen shape is important because pigs “toilet train” better in _____ pens. The best design for a pen is at least _____ as long as it is wide.
6. From chapter 11, list four reasons from why animal waste (manure) must be managed:
- a. _____
 - b. _____
 - c. _____
 - d. _____
7. In chapter 12 you will learn about showing your pig at the fair. Bringing your animal to the fairgrounds causes them to be stressed. After arrival, you should water and rest your pig for about _____ hours before feeding it.

If the weather is hot, use a _____ to help keep your pig cool.

While exhibiting at the county fair, remember that many people will be looking at your project. Not only is this good practice to help your animals, it may also be the first or only impression someone may have of 4-H or agriculture. List three things you should do for your pig while at the fair:

- a. _____
 - b. _____
 - c. _____
8. Chapter 14 deals with working safely with swine. Swine are generally color blind and have poor depth perception. This results in extreme sensitivity to contrast, which may cause the animal to balk at _____ or _____ from light to dark. Allow time for their senses to get acclimated (used to) the new _____.

9. Refer to the list on page 24-5. List 4 things on the list that you are already doing.

- a. _____
- b. _____
- c. _____
- d. _____

10. List two things you want to improve in your care of your animal:

- a. _____
- b. _____



DEKALB COUNTY LIVESTOCK RECORD

- (Check one)
- | | |
|--------------------------------------|-------------------------------------|
| <input type="checkbox"/> Beef | <input type="checkbox"/> Swine |
| <input type="checkbox"/> Goat | <input type="checkbox"/> Sheep |
| <input type="checkbox"/> Feeder Calf | <input type="checkbox"/> Dairy |
| | <input type="checkbox"/> Dairy Beef |

You need to be keeping Monthly records. Use separate pages to record your monthly data and use this form to summarize your information.

Name _____ Grade _____

Club _____ (of participation) Years in 4-H _____ (including this year) Years in this project _____ (including this year)

Table 1. Inventory of 4-H Project Animals

ID/Registration #	Animal's Name	Breed	Sex	Date of Birth	Value

(add more pages, if necessary)

Table 2. List the items you feed to your animals (include type of feed, quantity, costs).

Type of Feed	Total Amount Fed	Total Cost or Estimated Value of Feed
	#	\$
	#	\$
	#	\$
	#	\$
Grand Total	#	\$

Did you give a demonstration? Yes _____ No _____
 If yes, list the date given, title of demonstration and number of people present.

List any tours, workshops, clinics, etc. you participated in relating to this project.

Financial Summary	
Item	Cost
Income	
Sale of animals (estimate income, if not yet sold) OR estimate value for breeding animals.	
Any other income from project (i.e. Open Shows)	
Total Income	\$
Expenses	
Cost of animals	
Feed costs (growing rations, finishing rations, etc.)	
Veterinary/medical fees/health paper fees	
Housing or Rent	
Manure Handling	
Bedding	
Fencing	
Transportation	
Equipment (feed, show, groom)	
Other (List)	
Total Expenses	\$
Income – Expenses: Actual or Projected Profit (loss)	\$

For Market Animals Only					
Feed Record:	No. 1	No. 2	No. 3	No. 4	No. 5
1. Estimate weight of animal in early Sept.					
2. Initial weight of animal (estimate or weigh-in weight)					
3. Total weight gain (line 2 minus line 1)					
4. Number of days fed					
5. Average daily gain (line 3 divided by line 4)					
6. Total pounds feed fed					
7. Pounds feed per pound gain					