



Mini 4-H

Wildlife

Project



Name _____
Club. _____

Wildlife Project

Instructions:

Make 1 of the following:

1. An Animal Book
2. A Poster
3. A Model Animal
4. A Birdhouse

Complete 2 of the following:

1. Word Search Puzzle
2. Digging for *Words*
3. *Tree* Drawing
4. Scavenger Hunt

Bring all of the following to the fair:

1. Finished Project
2. Completed Activities
3. Completed Record Sheet

Directions for your Projects

Take your time on your projects and do all the work yourself.

Animal Book:

Materials Needed:

1. The 5 Who Am I sheets in this manual.
2. Crayons or Markers.

Instructions:

1. Complete the questions on the Who Am I sheets.
2. Color the animals and where they can be found on the map.
3. Put the pages together in book form.
4. Make a title page with your name, 4-H club and project name.
5. Bring your animal book to the fair!

Poster:

Materials Needed:

1. Poster board, plastic cover, label (available at Extension Office).
2. Pictures of wildlife, such as animals and plants.
3. Markers and rubber cement.

Instructions:

1. Choose a topic for your poster, such as your favorite animal or plant.
2. Place poster horizontally and make a title.
3. Fill out the label and place it in the bottom right hand corner.
4. Arrange your pictures and other materials how you would like.
5. Glue your materials to your poster board.
6. Put your poster in the plastic cover to protect your project.
7. Bring your project to fair.

Model Animal:

Materials Needed:

1. Whatever you want to use to build your animal.

Instructions:

1. Gather your materials.
2. Build your animal.
3. Label your animal (labels available at Extension Office).
4. Bring your model animal to the fair!

Bitdhouse:

Materials Needed:

1. Whatever you want to use to build your birdhouse (wood, recyclable materials such as milk cartons, jars, cans)

Instructions:

1. Gather your materials.
2. Build your birdhouse (if you need help, the Extension Office has ideas!)
3. Label your birdhouse (labels available at Extension Office).
4. Bring your birdhouse to the fair!

Directions for Activities

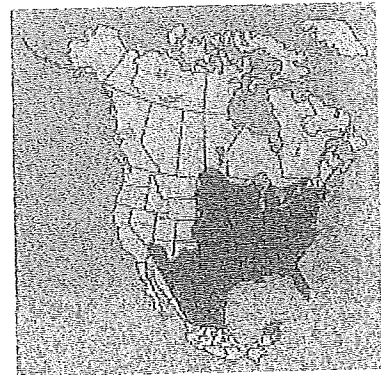

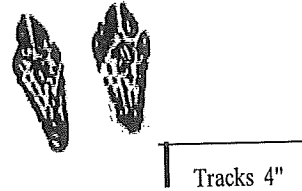
Word Search: Find the words listed in the puzzle.

Digging for Words: Complete the crossword puzzle using the clues provided.

Tree Drawing: Make a drawing of a tree including the roots. Use soil, leaves, twigs, and other materials to make your tree look real.

Scavenger Hunt: Find the items listed on the Scavenger Hunt page in this manual.




Cottontail Rabbit



Identification: The Cottontail Rabbit is brown or grey with a white tail that looks like a cotton ball. They are about 14-17 inches long and weigh 2 to 4 pounds when they are fully grown.

Habits: The Cottontail Rabbit can be found throughout most of the United States and Mexico. They usually live in areas with heavy brush, strips of forests with open areas nearby, edges of swamps, weed patches, rocky foot hills and marshes. Cottontails are most active from early evening to late morning. They spend most of the day in their burrows. In the summer, they eat green vegetation. In the winter, they eat bark, twigs, and buds. They usually have their babies between March and May. The female rabbit may have up to 4 litters each year and have up to 7 babies each time. The gestation period is about 30 days and the babies are born with their eyes closed. Nests are made in the ground and the female lines the nests with her body fur.


Grey and Fox Squirrels



Identification: Fox and Grey Squirrels are found throughout the eastern half of the United States. Fox Squirrels weigh 1 to 3 pounds and are usually brownish in color. Grey Squirrels weigh $\frac{3}{4}$ to $1\frac{1}{2}$ pounds and are grey in color.

Habits: Fox Squirrels are found in open woodlands and spend a lot of their time on the ground. In the summer, Fox Squirrels build their dens in trees using leaves. In the winter, they make their den in a hole in the tree. When they are disturbed, Fox Squirrels go to their dens to hide. The Grey Squirrel is better at climbing and runs through the treetops when it is disturbed, using its tail to balance or break a fall. Both squirrels eat seeds, fungi, bark, and buds off of trees.

Opossum




Identification: Opossums have long, rough fur, a long scaly tail, a pointed nose, hairless ears and short legs. Females have a pouch on their belly for their babies to go in. Opossums are grey in color, with a lighter belly. Fully grown, opossums are a little over 2 feet long and the tail is about a foot long. They weigh 4 to 15 pounds and the males are larger than the females.

Habits: The Opossum can be found in most of the eastern and southern parts of the United States. The Opossum lives in wooded areas and prefers to be near a stream. Opossums are shy animals and usually only come out at night. They are most often seen near roadsides. They can hang in trees by their tail for short periods of time. They eat bugs, bird eggs, worms, and some fruit. They usually mate in early February and the gestation period is 12 to 13 days. A litter may be up to 14 babies at one time. At birth, the young are blind and not fully developed. The young live in their mother's pouch until they are able to be on their own.

Raccoon



Tracks 4 1/2 "



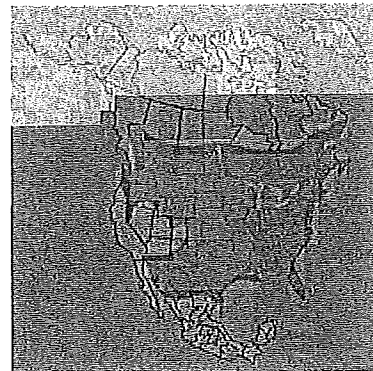
Identification: Raccoons are stocky, brown mammals with a black mask around their eyes. Their tail is very bushy and has dark rings. Fully grown the Raccoon is 26 to 38 inches long with a tail that is 8 to 12 inches long. Males weigh 8 to 25 pounds and females weigh 7 to 18 pounds.

Habits: The Raccoon can be found in almost all of North America. They like to live along streams and lakes with woods and rocks nearby. They are very good climbers and swimmers. They like to eat fruits, corn, nuts, birds, eggs, clams, fish, and insects. The young are usually born in April and May. The gestation period is 63 days and there is 2 to 7 young in a litter.

White-Tailed Deer



| Tracks 2 W' |



Identification: White-Tailed Deer are grey in the winter and reddish brown in the summer. The bottoms of their tails are always white. When the deer are alarmed or running, their tails flash up showing the white side. The bucks grow antlers with single spikes coming out of the main beam. A fully grown buck weighs 100 to 300 pounds and a doe weighs 85 to 130 pounds.

Habits: White-Tailed Deer eat some grasses and herbs but prefer to feed on trees such as chokecherry, birch, maple, dogwood, and aspen. There is a very large population of White-Tailed Deer. During most of the year, the deer like to be alone but they can be found in small groups in late fall and winter near feeding grounds. White-Tailed Deer can most often be seen in early mornings or late afternoons when they move to the edges of open areas to feed. Deer mate in the fall. The bucks compete and may mate with many different does.


Hi! Who am I? _____

What are 3 facts about me?

1.

2.

3.



Where can I be found?



Hi

Hi! Who am I? _____

What are 3 facts about me?

1.

2.

3.



Where can I be found?




Hi! Who am

What are 3 facts about me?

1.

2.

3.




Where can I be found?



Hi! Who am I? _____

What are 3 facts about me?

- 1.
- 2.
- 3.



Where can I be found?




Hi! Who am I? _____

What are 3 facts about me?

1.

2.

3.



Where can I be found?

