


RECYCLING Creative



How do we do it?

Recycling - Creativity Project

The Recycling - Creativity Project is designed to encourage members to recycle. A recycled item is any item that is no longer used in its original form.

Exhibit requirements:

1. Use your imagination.
2. Take an object and remake it into something useful or decorative. (Other than what it was originally used for.)
3. Attached to your exhibit: (Note: this is a separate sheet that needs to be attached to the exhibit. This is not the record sheet.)
 - a. name of project created
 - b. item or items that were recycled
 - c. how it was assembled
4. Turn the Recycling Record Sheet in with your Green Record Folder.

Exhibits will be judged based on originality and creativity with consideration given to the age of the exhibitor.

Recycling - Creativity Projects can be thought of as either OLD RECYCLING or MODERN DAY RECYCLING. Examples might include:

- | | |
|---------------------------|---|
| *quilts from old clothing | *barn siding picture frames |
| *rag rugs | *two liter bottle bird feeders |
| *feed sack dresses | *old jeans - purses, bags, or hats |
| *feed sack dish towels | *medicine cabinet-shadow box |
| *clothing out of curtains | *greeting cards-baskets, etc. |
| *milk crate shelving | *silverware-wind chimes |
| *metal art | *old farm equipment |
| *baby food jars | *weather vanes |
| *candle stick holder | *trash can from miscellaneous materials |
| *metal coffee can | *toilet paper holder |

Check around your house for items that are about to be discarded. They might include, but are not limited to:

- | | | |
|---------------|-----------------|-----------------------------------|
| newspapers | fabrics | string |
| magazines | old clothing | coffee cans |
| egg cartons | buttons | grocery sacks |
| aluminum foil | foam meat trays | food discards-rice, garden seeds, |
| cardboard | plastic bottles | eggshells |

Ask yourself, "What can I make out of this?" Be creative and the world will be a better place. Americans, today, have a keen sense of environmental issues. We are concerned about our environment and desire it to be cleaner, safer, and more attractive. This 4-H project is designed to make you more aware of how things we might throw away daily could be turned into useful or decorative items for your personal use or home use.

This is not a State Fair project.

There are many ways to recycle that do not involve taking items to a recycling center. You may donate unwanted items to people or places that need them. You could have a garage sale, or put items in a flea market. Sometimes you can even trade in old items when you buy new ones.

One of the most creative and fun ways to recycle is to make something old into something useful again. Normal household "trash" we throw away everyday can be turned into "treasure" with a little imagination and effort.

Milk cartons and soft drink bottles make great birdfeeders. Even old pie pans and a flower pot can become a birdfeeder.

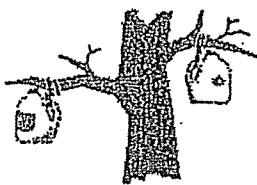
Add some paint, ribbon, buttons, or other notions, and turn that old sweatshirt or torn jacket into a work of art that you can wear.

Use those old buttons to make pins, earrings, or other types of jewelry.

Scraps of wood from a building project can become wonderful toys or models. What a great gift for a younger brother or sister...and one you made especially for them.

Old bottles, jars, cartons and cans can become useful again as vases, pencil holders, or even toy train cars. Add some imagination, paint, glue or paper, and the possibilities seem endless.


With a little creativity and some discarded odds and ends, you can help the environment by recycling, and make some fun new and useful things. This type of recycling can even make rainy days fun.



Bird feeders



Potpourri jar



Button bracelet



Wooden Toys



Clothes

RECYCLING RECORD SHEET

Name: _____

Address: _____

Year in Club Work: _____ Present Age: _____

Name of 4-H Club: _____

Leader's Signature: _____

Date: _____

Questions:

1. What did you learn from this project? _____

2. Did your family get involved with you on this project? _____

3. What did you enjoy the most about this project? _____

4. What did you dislike about this project? _____

5. Comments: _____

6. List the names of people you have shared your recycling knowledge with:

Signature of 4-H'er: _____

Date: _____