

MY PET & ME

Mini 4-H



Draft Developed by:

Purdue University Cooperative Extension Service
Area 7 4-H Youth Development Educators from
Blackford, Delaware, Fayette, Franklin, Henry, Jay,
Madison, Randolph, Rush, Union, & Wayne counties

Indiana Academic Standards

Indiana Academic Standards in this manual:

Kindergarten:

The Living Environment—K.4—Students ask questions about a variety of living things and everyday events that can be answered through shared observations.

First Grade:

The Nature of Science and Technology—1.1- Students are actively engaged in exploring how the world works. They explore, observe, count, collect, measure, compare, and ask questions. They discuss observations and use tools to seek answers and solve problems. They share their findings.

The Nature and Science of Technology - 1.1.3—Students recognize that and demonstrate how people can learn much about plants and animals by observing them closely over a period of time. Recognize also that care must be taken to know the needs of living things and how to provide for them.

The Living Environment— 1.4—Students ask questions about a variety of living things and everyday events that can be answered through observation. They become aware of plant and animal interaction. They consider things and process that plants and animals need to stay alive.

The Living Environment—1.4.4—Explain that most living things need food, water, and air.

Second Grade:

The Living Environment—2.4.4—Recognize and explain that living things are found almost every where in the world and that there are somewhat different kinds in different places.



Mini 4-H Parent's Page



Welcome to the Mini 4-H Program! Mini 4-H is designed for youth to explore a variety of project areas.

Your child received this project manual when enrolling in Mini 4-H. This manual will provide fun, age-appropriate learning activities throughout their year(s) in Mini 4-H and their interest in this project.

As a Mini 4-H parent, your job will be to guide and encourage your child through the activity. It is highly suggested that you do not complete the activities for them. Instead, help them, guide them, work with them, and let them do all that they possibly can. The 4-H motto is "learn by doing" and is the best educational tool that we can provide for youth.

Additionally, the Mini 4-H program is set up to allow your child to exhibit a project at the 4-H Fair. This project is based upon information within this manual.

The 4-H Fair is an exciting time for 4-H members and families. It is a time that allows community youth to showcase their talents, interests, and enthusiasm for learning.

Mini 4-H is fun! Your child will certainly enjoy it. You can have fun too, by guiding and helping as your child participates in the program. Encourage and praise your child as he/she has fun learning and sharing with you.

If you have any questions regarding Mini 4-H or other 4-H programs, please contact your local Extension Office.



Mini 4-Her's Page



Welcome to Mini 4-H! You are now a member of the 4-H family. You are a special person.

Mini 4-Hers have lots of fun! There are lots of activities for you to explore. You can try new things. You can share it with your friends and family.

Mom, Dad, or another adult can help you with your project. Bring your project to the 4-H Fair and lots of people will be able to see what you have done. You also get a ribbon made just for Mini 4-Hers.

Things to Know About 4-H

The 4-H Symbol:

A four-leaf clover with an "H" in each leaf.

The 4-H Colors:

Green and white

The 4-H Motto:

To make the best better.

The 4-H Pledge:

I pledge my HEAD to clearer thinking,
my HEART to greater loyalty,
my HANDS to larger service, and
my HEALTH to better living, for my club,
my community, my country, and my world.



What About My Pet & Me?

Do you ever wonder about the animals that live in your family? Would you like to share with others how and where they live? There are so many fun things to do to get to know your pet, indoors and out, every month of the year.

My Pet & Me involves watching your special pet all around your home. Luckily, you won't need much in the way of equipment to enjoy sharing your special pet with us. You already have the most important tools — your eyes, ears, nose, and hands!



There are some rules to keep in mind when selecting a new pet for your family. A fish needs room for an aquarium. A big dog just wouldn't feel right in a townhouse or apartment. Any pet will need some special training. That is something you can do. There is so much we all can learn. Caring for animals can be fun, too. So let's learn about your pet!



Joke Time!

What kind of dog tells
time?



A watch
dog!



Activity 1 – Can We Keep It?

It’s easy to become attached with many of the animals you find and bring home. But should you keep them as pets?

Very few animals make suitable pets. Many just require too much room, or their food needs are too hard to meet. Some animals that are cute when they’re babies can be too much for your house when they grow up. Remember, animals that make the best pets are those that have been around people for many years. Animals like cats, rabbits, and dogs have been around people for many, many years. Let’s look at how to select a pet.

You will need the following things: color pencils, markers, or crayons; 14” x 22” posterboard (any color); OR glue or tape.

Here is what to do:

1. Ask a grown-up to help you read the list below or ask them to read it to you.
2. With your pencil or crayon, put a check on the checklist in the correct box.


Can We Keep It?

	Me	Mom/Dad
1. Who is going to feed my pet?.....	<input type="checkbox"/>	<input type="checkbox"/>
2. Who is going to water my pet?.....	<input type="checkbox"/>	<input type="checkbox"/>
3. Who will take my pet for a walk?.....	<input type="checkbox"/>	<input type="checkbox"/>
4. Who is going to clean the cage?.....	<input type="checkbox"/>	<input type="checkbox"/>
5. Who will pay for the pet food?.....	<input type="checkbox"/>	<input type="checkbox"/>
6. Who will take my pet to the vet?.....	<input type="checkbox"/>	<input type="checkbox"/>
7. Who will train my pet?.....	<input type="checkbox"/>	<input type="checkbox"/>
8. Who gets to keep my pet in their room?.....	<input type="checkbox"/>	<input type="checkbox"/>
9. Who will take care of my pet when I am on vacation?.....	<input type="checkbox"/>	<input type="checkbox"/>
10. Who will clean up when my pet dirties in the house?.....	<input type="checkbox"/>	<input type="checkbox"/>

Can We Keep It, continued

What did you learn about your pet?


Pets have a way of making people happy. How does your pet make you happy?



Joke Time!

What do you call a
crate of
ducks?

A box of
quackers!



Did You Know ...

- A cat can jump as much as seven times its height!
- A cat's tail held high means happiness. A twitching tail is a warning sign, and a tail tucked in close to the body is a sure sign of insecurity.
- A cat can sprint at about 31 miles per hour.
- Never pick up a kitten by the neck. Only a mother cat can do this safely.



Source: www.i-pets.com

Activity 2 — Go to an Animal Show

You will need the following things:

- A newspaper, show bulletin, or local fair book.
- An adult to take you to the show.
- Permission from your parents to attend.
- Some time to spend at the show.



Here is what to do:


- Gather information about an animal show in your area. Contact your Extension Office to begin your search.
- Talk to an adult to take you to the show.
- Watch the show!

Which is your favorite animal? Is there a show near you for your favorite animal? Do you like dogs? Or cats?

Dog shows are events that draw lots of people and dogs. How many dogs did you see?

Were they all different?

There are also horse shows, rabbit shows, and many other pet shows.



These are good places to meet people who raise animals and to ask them questions about their animals. Some of the people may even be your age!

Activity 4 — What My Pet Eats

You will need the following things:

- Pet food and container.
- Pencil
- The chart on this page.



Here is what to do:

1. Read the label on the bag or box that your pet’s food comes in.
2. Answer the questions after the chart.
3. Keep a chart of your pet.

Take responsibility for your pet by giving it the right care — food, water, shelter, exercise, grooming, and attention. Keep a record for one week of how you care for your pet. How often does it need the following things?

Day	Food	Water	Exercise	Grooming	Attention
Sunday					
Monday					
Tuesday					
Wednesday					
Thursday					
Friday					
Saturday					

Activity 5 — Read About Pets

You will need the following things:

- Books from home or the library about pets.
- A good place to read.



Here is what to do:

- Find lots of books about different kinds of pets. Try to find a book about a pet you want to learn more about.
- Ask someone to help you read the books.
- Enjoy learning about pets.

Here is some information to help you get started.

Cats — A bed is not necessary for a cat. They can curl up almost anywhere and be comfortable. A window, dirty laundry, or your bed are favorite places to sleep. What else did you read about cats?



Dogs — There are more than 100 different kinds of dogs. They can be trained. They like lots of petting. They know different things by how they smell. Dogs use their tongues to keep cool. What else did you read about dogs?

Rabbits — They are quiet, can live in a cage, and can even use a litter box. They are soft and clean. What else did you read about rabbits?




Guinea Pigs and Hamsters — They like to have special cages or old aquariums to live in. They have soft fur. They are nocturnal. That means they are awake during the night. What else did you read about these pets?

Birds — Birds sing and some can even talk. They are pretty to look at. They eat seeds. What else did you read about birds?



Fish — Fish are quiet. They like to have clean water to swim in. The guppy fish is the most popular pet. They have lots of color and fancy tails. What else did you read about fish?

Other pets — Do you have another idea of an animal for a pet? What did you read about this animal?





What to Exhibit

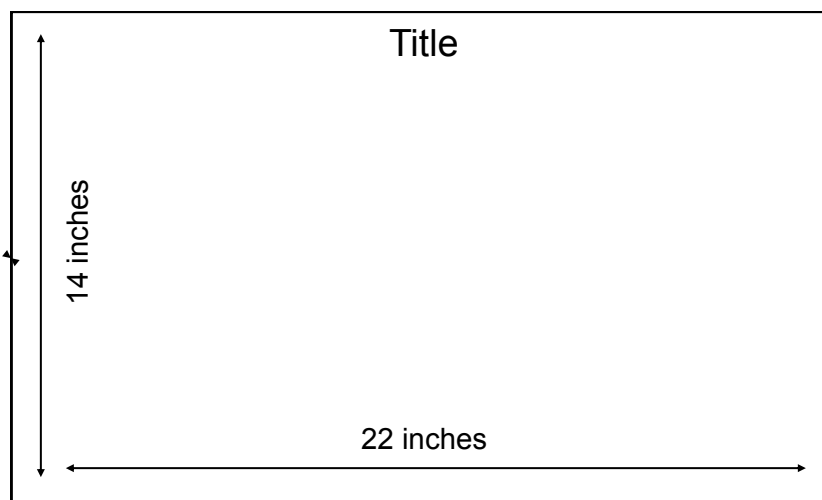


You will do only one exhibit. You may choose to follow one of the exhibit options, or you may create your own exhibit. Make **one project** notebook or poster and bring it to the fair for judging. Check the fair book or project manual for the date and time it is due at the fair for judging. There also may be special project exhibit rules.

If you have any questions about your projects, talk to your 4-H Adult Leader or the Extension Office.

Make your very own scrapbook or a poster (14 inches by 22 inches) about your special pet to exhibit at the fair. Inside you may want to put some of these things:

- My name is ...
- I am this old ...
- My pet is a ...
- My pet's name is ...
- My pet is this old ...
- My pet likes to eat this food ...
- My pet sleeps in a ...
- I like my pet because ...
- A funny story about my pet would be ...



Sample poster

2009 Reviewed and Edited by Area 7 Extension Educators

RaeAnn O'Neill, CED, 4-H Youth Development, Blackford County
Richard Chalupa, 4-H Youth Development, Delaware County
Jane Richard, 4-H Youth Development, Delaware County
Jonathan Ferris, CED, 4-H Youth Development, Fayette County
Cindy Hartman, 4-H Youth Development, Fayette County
Angie Riffle, CED, 4-H Youth Development, Franklin County
Cara Kobza, 4-H Youth Development, Jay County
Bethany Ratts, 4-H Youth Development, Henry County
Beth Leonhard, 4-H Youth Development, Madison County
Dan Kirtley, CED, AgNR, 4-H Youth Development, Randolph County
Kristie Amos, 4-H Youth Development, Rush County
Jennifer Logue, CED, ANR, 4-H Youth Development, Union County
Debra Searcy, CED, 4-H Youth Development, Wayne County
Natalie Carroll, Extension Specialist, State 4-H Department
Anita Krug, Program Coordinator, State 4-H Department

Compiled by

Brian Gauck, 4-H Youth Development, Rush County

2009 Resources and References

My Pet & Me, Mini 4-H Manual, Rush County
Cloverbuds, Minnesota Extension Service, University of Minnesota
The Kids' Nature Book, Susan Milord, Williamson Publishing Co.

December 1997

Revised, December 1998

Revised, January 2009

PURDUE AGRICULTURE

It is the policy of the Purdue University Cooperative Extension Service that all persons have equal opportunity and access to its educational programs, services, activities, and facilities without regard to race, religion, color, sex, age, national origin or ancestry, marital status, parental status, sexual orientation, disability or status as a veteran. Purdue University is an Affirmative Action institution. This material may be available in alternative formats.

PURDUE
UNIVERSITY

Purdue Extension
Knowledge to Go
1-888-EXT-INFO

Order or download materials at the *Purdue Extension Education Store* • www.extension.purdue.edu/new