



March 15, 2024

**Attention: Any 4-H Swine enrolled after  
May 15th will NOT be allowed to exhibit at the fair.  
If the May 15th Enrollment Deadline is not met,  
4-H'ers may exhibit a Poster or a Demonstration as their project.**

TO: 4-H Swine Project Members

**PLEASE READ THIS LETTER IN ITS ENTIRETY.**

**2024 Swine Enrollment Procedures:** Once again, we will be enrolling all swine through 4-H Online via your 4-H profile. The 4-H Online website is [v2.4honline.com](https://v2.4honline.com). Enclosed in this letter are the instructions on how to enroll your pigs online. After you select either swine barrows or swine gilts you will be asked to complete each animal's information. It is a requirement for **all** swine to be tagged with an 840-RFID tag. These can be purchased at the Extension Office for \$3 or from another supplier. This information must be submitted on 4Honline by the **May 15th** deadline. All entry information must be completed except for the 5-digit county tag. If you are planning to exhibit at the Indiana State Fair, you will also be required to submit a DNA hair sample. The RFID number corresponding to each pig must be included on your Swine State Fair Entry and 4-H Online Animal Enrollment with matching ear notch. If you need extra assistance, don't hesitate to reach out to the Extension Office.

**No Late Animal Enrollments will be accepted:** If you do not enroll your animals online by the mandatory deadlines, you will not be able to exhibit animals at the fair. You can complete the project with a project record sheet, poster or an interactive demonstration. All swine animals are to be enrolled online by **May 15, 2024**. It is the responsibility of the 4-H'er to meet these deadlines and provide the correct information on their enrollment.

**DNA Hair Sample:** All swine members planning to exhibit at the State Fair will be required to submit a DNA Hair Sample to the Extension Office by **May 15th**. The hair has to be submitted in a specific envelope from the Extension Office. Obtain an envelope before you collect your hair sample. Using a pair of pliers, pull approximately 40 hair follicles from the tail of your pig and insert them into the envelope. Please don't look at this requirement as another step, but realize this will give you another chance if your tattoos or tags are incorrect at the State Fair.

- 
- 1. IDENTIFICATION:** All swine are required to be tagged with an 840-RFID tag. This tag **MUST be in your animals ear before unloading at fair check-in**. If you need assistance in tagging your animal, please contact a swine committee member or the Extension Office.
  - 2. HEALTH:** Health papers will not be required for the swine project. However, at fair check in the Swine Committee will check for any signs of disease. *The animal must not show symptoms of a communicable disease at the time of arrival and throughout the remainder of the fair week.* For more information on swine health requirements call the Indiana Board of Health at (877) 747-3038. **Animal check in is scheduled for July 12<sup>th</sup> from 6:00 to 9:00 p.m. and July 13<sup>th</sup> from 7:00 - 10:00 a.m. Animal release begins at 9:00 pm on Thursday July 18<sup>th</sup>, those who leave early without special permission are subject to penalization.**



3. **PREMISE ID:** The Swine Enrollment asks for your Premise ID. Obtaining a premise ID is an easy task to accomplish if you have not done this for your family or farm. You may access the form on line at <http://www.in.gov/boah>. Once you open this website, you will see a “here” link in the middle of the Premise ID section. On the next page, click the pdf registration or the online premise registration. If you do the PDF version, mail it to the Board of Animal Health to obtain your Premise number.
4. Siblings are allowed to co-enroll animals on their enrollment. The animals do not need to be entered under each member profile. As long as all information is entered under one of the siblings, this will allow multiple siblings the opportunity to show the animal. You will need to decide who is showing what when we make entries in fairentry, which is done later on.
5. Please be sure to read the Clay County 4-H Swine requirements in the Clay County 4-H Terms and Conditions Handbook for further rules and policies. The Clay County Terms and Conditions can be found on the Clay County 4-H Purdue Extension website at <http://tinyurl.com/3uzzsaxy>.
6. 4-H’ers who plan to show their pigs at the Indiana State Fair can view the project and entry requirements via their website at [www.indianastatefair.com](http://www.indianastatefair.com). Please refer to their website for updates and deadlines as well. Currently, the project information has not been updated for 2024, but will be available soon. When the entry information becomes available, more information will be sent out.  
The dates of the 2024 Indiana State Fair are August 2 - 18. You can find the livestock schedule here: <https://bit.ly/36o6vcff>
7. **Grooming Policy:** 4-H Exhibitors may receive clipping and grooming assistance from members of their immediate family (father, mother, and siblings), legal guardian, from a current Indiana 4-H member, and from individuals enrolled in the Indiana 4-H Animal Ethics Program.

All grooming information and online forms can be found at <https://bit.ly/4261Xzh>.

All groomers must be registered and approved by **July 1, 2024** to be able to assist at the Clay County fair. If you have questions on if you need to have someone register, please call the Extension Office.

8. **Indiana 4-H Quality Livestock Care:** *All Livestock Exhibitors must complete the Indiana 4-H Quality Livestock Care training.* This is a new program that is replacing the previous Youth for the Quality Assurance Program or YQCA. This program is currently only offered in-person. If you are not able to attend one of the in-person trainings, the YQCA online program will fill the requirement for the quality care training. This can be done at [yqcaprogram.org](http://yqcaprogram.org). If you complete it online, you **MUST** provide your certificate of completion to the Extension Office (email it to [aevinger@purdue.edu](mailto:aevinger@purdue.edu) or bring it in during office hours Monday-Friday 8 am to 4 pm). Clay County Farm Bureau has generously offered to sponsor the program, so in person trainings are **FREE**. However, if you decide to complete the program via the internet, there is a \$12.00 fee.



Please call the Extension Office (812-448-9093) to RSVP for an Indiana 4-H Quality Livestock Care training session or follow the link next to your select date to register. Members must be registered *BEFORE* attending a training.

All training's will be held at **6:30pm** in the Exhibit Hall on the following dates:

- March 25,2024 - <https://claycomarch25qlctraining.4honline.com>
- April 30,2024 - <https://claycoapril30qlctraining.4honline.com>
- May 22,2024 - <https://claycomay22qlctraining.4honline.com>
- June 19,2024 - <https://claycojune19qlctraining.4honline.com>

9. **4-H LIVESTOCK AUCTION:** For 2024 we will have a live auction on **Friday July 19th** beginning at **6:00 pm** with an animal lineup that will have Beef, Dairy, Goats, Poultry, Rabbits, Sheep and Swine. The auction will follow the same guidelines as in years past with a buyer that will provide us with peg prices and animals will have the option to be shipped, processed, or kept depending on the buyer's choice. You will need to have a market animal to elect for the auction in order to be a part of it as normal procedure, these animals will not be eligible to show at the Indiana State Fair.

Good Luck this year with your 4-H Swine Projects. If you have any questions, please contact the Extension Office at 812-448-9041.


Sincerely,

*Natalie*

Natalie Korniak  
Purdue Extension Clay County  
4-H Youth Development Educator

*Ashley*

Ashley Evinger  
Purdue Extension Clay County  
4-H Program Assistant





## CLAY COUNTY 4-H SWINE

*\*Updated for 2024*

4-H Swine Leader: Sara Stallcop – (812)240-1235 ([sstoelting@hotmail.com](mailto:sstoelting@hotmail.com))  
Clay Co. Swine Committee: AJ Williams – (812)236-4072 ([williamsshowpigs1@yahoo.com](mailto:williamsshowpigs1@yahoo.com)),  
Adam Evinger – (812)691-3570 ([aevinger83@gmail.com](mailto:aevinger83@gmail.com))

### ENROLLMENT:

- a) **All swine must be assigned a RFID (840) tag, that number should be entered along with your animal ID information on 4HOnline by May 15th.** The Extension Office has the RFID tags available to purchase for \$3. If you need a tagger or assistance tagging, please contact the Extension Office or any Swine Committee member prior to the fair.
- b) Enrolled animals must be owned by the 4-H exhibitor by said deadline and must be under continuous care, responsibility and ownership through the date of the show, except where change of ownership was to 4-H member's complete ownership. Siblings will be allowed to co-enroll swine in 4HOnline.
- c) 4-H members must be enrolled in Clay County 4-H and in the Swine Project by **May 15, 2024.**
- d) All 4-H barrows and gilts must be identified/enrolled in 4HOnline and identified by an ear notch prior to **May 15, 2024.**
- e) Premise ID numbers are required in 4HOnline.
- f) **\*NEW THIS YEAR\***  
**Pigs enrolled must have been farrowed on or after December 1, 2024.**
- g) A 4-H'er may enroll a maximum of 15 gilts and 15 barrows.
- h) Fair Entries will be due by **June 28, 2024** on [FairEntry.com](http://FairEntry.com).

### HEALTH:

- a) Hogs will not be unloaded at the fair until inspected and, if necessary, approved by the veterinarian on duty. Animals showing any sign of communicable disease will not be allowed on the fairgrounds.
- b) Health rules as provided by the Indiana State Board of Animal Health will be followed. In case of a health question, a veterinarian will be contacted.

### GROOMING:

4-H Exhibitors may receive clipping and grooming assistance only from members of their immediate family (father, mother, and siblings), legal guardian, from a current Indiana 4-H member, and from individuals enrolled in the Indiana 4-H Approved Animal Grooming Assistance Program. Please contact the Extension Office with questions on how to be approved or to see if you are already on the approved groomers list.

### PENNING

- a) The Superintendent will assign pens prior to bringing hogs to the fairgrounds
- b) Exhibitors must furnish animal's food and water supplies.
- c) Members must provide their own bedding (shavings only, no straw). Pens must be kept cleaned or superintendent will insist they be cleaned.
- d) There will be a pen/stall fee of no more than \$5 per pen/stall due at the beginning of fair. Please see your leader for further communication on this closer to fair.

### SHOW:

- a) All 4-H Livestock will be shown by a current Clay County 4-H member.
- b) Market Gilt classes will not be offered, only breeding gilt and barrow classes.
- c) The following purebreds will be recognized: Berkshire, Chester White, Duroc, Hampshire, Hereford, Landrace, Poland China, Spotted Poland China, Tamworth and Yorkshire
- d) RFID tags will be checked at fair weigh-in/check-in. **If they do not match the Indiana 4-H Online family profile entry, they will be disqualified.**
- e) All purebred gilts and barrows must have registration papers. Any animal not properly registered as a purebred will be exhibited as a crossbred.
- f) If clipping at the Fair occurs, there is no snaring allowed.
- g) The swine committee will determine show order and make classes.
- h) Breeding Gilts will be shown by breed and age: **December, January, February, and March.**
- i) Barrows and Crossbred Gilts will show by breed and weight. Animals will be weighed at check-in by the Swine Committee. Registration papers will also be checked at this time.
- j) Show order will be – Breeding Gilts, Barrows and Showmanship with the Grand Drive that evening.
- k) The Mini 4-H Show will include Kindergarten, 1st, and 2nd graders that are enrolled in the Clay Co. Mini 4-H program and entered in the swine project by **June 17.**



- l) The show bill will be posted by Sunday at Noon. If you have changes that need to be made you must let the swine committee know before 6:00 PM Sunday. After that the show order will be FINAL.
- m) If two animals are in the same class, a substitute showman (current Clay County 4-H member) may be selected by the 4-Her.
- n) If two barrows are in the same class the Exhibitor may choose to move one animal to the next heavier class or have a substitute showman.
- o) If two gilts are in the same class the Exhibitor may choose to move one animal to the next older class or have a substitute showman.
- p) ALL swine must stay on the Fairgrounds until all 4-H livestock is released on Thursday night. No exceptions!

## **AWARDS**

Breed Champion & Res. Champion Breeding Gilts	Breed Champion & Res. Champion Barrows	Top 5 Overall Breeding Gilts	Top 5 Overall Barrows
Grand & Res. Grand Born & Raised Breeding Gilt	Grand & Res. Grand Born & Raised Barrow	Champion & Res. Champion Junior, Intermediate and Senior Showmanship	Champion & Res. Champion, Champion of Champions Showmanship
1 <sup>st</sup> Year Swine Member Award			

## **BORN AND RAISED SHOW**

Born and raised swine must be raised by the Clay County 4-H member. Member must be the one to show the born and raised animal.

## **SHOWMANSHIP:**

4-H members who participate in 4-H swine showmanship classes may only show their own animals that will be exhibited by them in a regular 4-H class.

- a) **Junior Showmanship – 3<sup>rd</sup> through 5<sup>th</sup> graders** as of **January 1, 2024** are eligible. Once an exhibitor is the overall Junior showman, the 4-Her is only eligible to compete in the Intermediate showmanship class the following year.
- b) **Intermediate Showmanship – 6<sup>th</sup> through 8<sup>th</sup> graders** as of **January 1, 2024** and anyone who was won Junior Showmanship. Once an exhibitor is the overall Intermediate showman, the 4-Her is only eligible to compete in the Senior showmanship class the following year.
- c) **Senior Showmanship – 9<sup>th</sup> through 12<sup>th</sup> graders** as of **January 1, 2024** and anyone who has previously won Intermediate Showmanship. The winning 4-Her is eligible to compete in the Champion of Champions classes in the same year and future years once he or she has won senior.
- d) **Champion of Champions Showmanship** – All previous Senior Division Champions, including the **2024** Senior Division Champion.

## **STATE FAIR INFORMATION:**

- a) Entries required by June 1st or by the date set by the Indiana State Fair on the Exhibitor Corners website (<https://bit.ly/3SMqDra>).
- b) All hogs must have an RFID tag number listed on the 4-H Enrollment to be eligible.
- c) Hair samples must be submitted for each hog that you want eligible for the Indiana State Fair. DNA samples will be due to the Extension Office by May 15<sup>th</sup>.

## **Indiana 4-H Quality Livestock Care Training**

To exhibit beef cattle, dairy cattle, swine, sheep, goats, poultry and rabbits, 4-H members must be certified through the Indiana 4-H Quality Livestock Care Training. This is an annual program that can be completed in-person by attending one of the classes on the following dates at the Fairgrounds:

- **March 25, 2024**
- **April 30, 2024**
- **May 22, 2024**
- **June 19, 2024**

An online option is available for \$12 through the YQCA program. Once you complete this online course, you must email the Extension Office your final certificate emailed to you at completion showing your certification number.



## CLAY COUNTY 4-H LIVESTOCK AUCTION:

The Livestock Auction/Benefit for the Barns Event will be held upon the conclusion of the fair. In order to be eligible, you must show an animal at the fair and have a designated animal for auction. A small percentage auction fee will be deducted from each member's check. Detailed auction information will be finalized closer to fair.


Minimum weight for market hogs will be based on the market truck assigned.

## REFERENCES:

- [Purdue Extension Swine Project](#)
- [Indiana State Fair Book](#)

## IMPORTANT SWINE DATES:

<b>May 15, 2024</b>	Deadline to enroll swine online—Your enrollment will not be complete if your show animals are not identified online. Exhibitors who fail to register their animals online before the May 15th deadline will not be eligible to exhibit at the county or state fair.
<b>May 15, 2024</b>	DNA Samples must be returned to office if going to State Fair.
<b>June 17, 2024</b>	Mini 4-Her's must be signed up to participate in the swine show.
<b>June 28, 2024</b>	Fair Entry due
<b>TBD</b>	Deadline to register swine online for the State Fair.
<b>July 13 - 19, 2024</b>	Clay County Fair
<b>July 12, 2024 (6 – 9:00 PM)</b>	Swine check-in at Clay County Fair
<b>July 13, 2024 (7 – 10:00 AM)</b>	Swine check-in at Clay County Fair
<b>July 14, 2024</b>	Mini 4-H Swine Show
<b>July 17, 2024 (1:00 PM)</b>	Swine show at Clay County Fair
<b>July 18, 2024 (9:00 PM)</b>	Swine released
<b>July 19, 2024</b>	Clay County livestock auction
<b>August 2 - 18, 2024</b>	Indiana State Fair
<b>August 2 - 4, 2024</b>	State Fair Barrow shows
<b>August 9 - 11, 2024</b>	State Fair Gilt shows





## Animal Identification

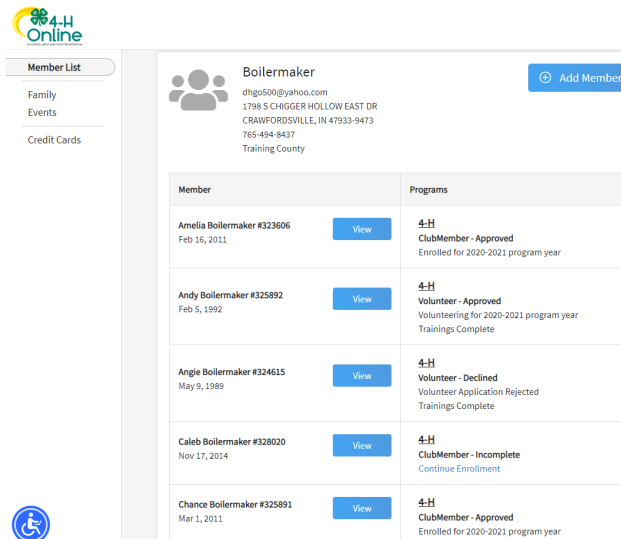
4-H members (Grades 3 – 12) must identify all Beef and Dairy Cattle, Goats, Horses, Llamas, Sheep and Swine in the 4-H Online system by the species deadline or earlier county deadline if applicable to be eligible for exhibition.

- Beef and Dairy Beef Steers, Beef Heifers, Beef/Dairy Feeder Calves, Dairy Cattle, Goats, Horses, Llamas, Sheep, and Swine must be entered into 4-H Online no later than May 15, 2024.

## Animal Identification in 4-H Online

Please complete the following steps to identify your livestock in the 4-H Online system.

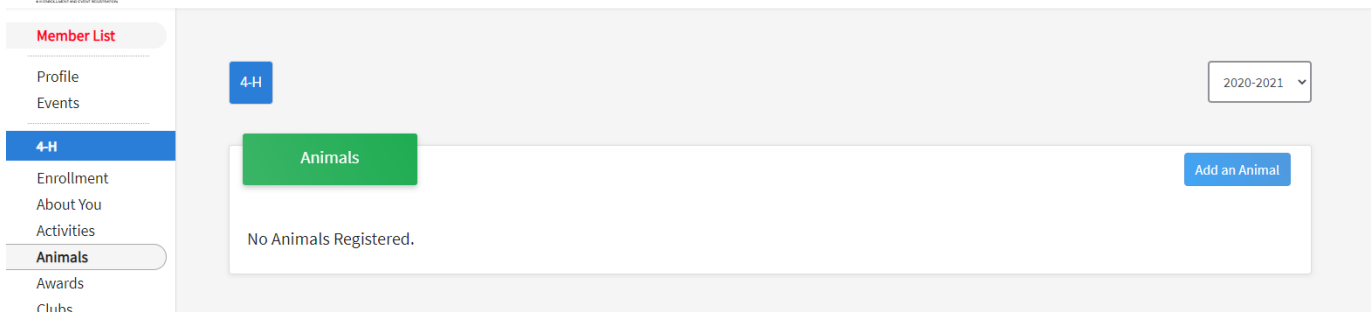
1. Login to your family profile at: <https://v2.4honline.com> using your family email address and password associated with your 4-H enrollment record.
  - a. If you have forgotten your password, please use the 'Reset password' option on the 4-H Online login page, and you will be sent a new temporary password.
  - b. If you have forgotten your family email address or turned in a paper 4-H enrollment form, please contact your local Purdue Extension Office for assistance.
2. Click View next to the Member's record for whom you would like to add an animal



The screenshot shows the 4-H Online Member List interface. On the left is a navigation menu with 'Member List' selected. The main content area shows a profile for 'Boilermaker' with contact information and an 'Add Member' button. Below this is a table listing members and their program statuses.

Member	Programs
Amelia Boilermaker #323606 Feb 16, 2011	4-H ClubMember - Approved Enrolled for 2020-2021 program year
Andy Boilermaker #325892 Feb 5, 1992	4-H Volunteer - Approved Volunteering for 2020-2021 program year Trainings Complete
Angie Boilermaker #324615 May 9, 1989	4-H Volunteer - Declined Volunteer Application Rejected Trainings Complete
Caleb Boilermaker #328020 Nov 17, 2014	4-H ClubMember - Incomplete <a href="#">Continue Enrollment</a>
Chance Boilermaker #325891 Mar 1, 2011	4-H ClubMember - Approved Enrolled for 2020-2021 program year

3. Click Animals in the navigation pane.
4. Click the blue "Add an Animal" button. (even if you have previous year animals that can be registered again, click "Add an Animal")

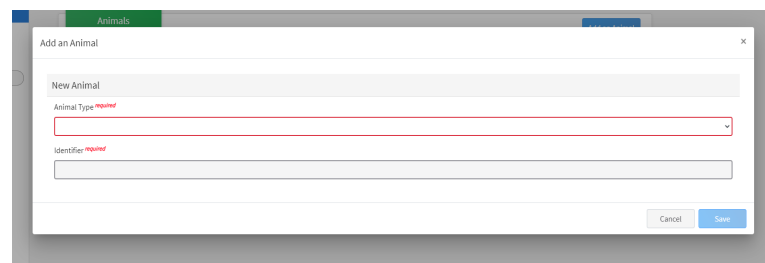
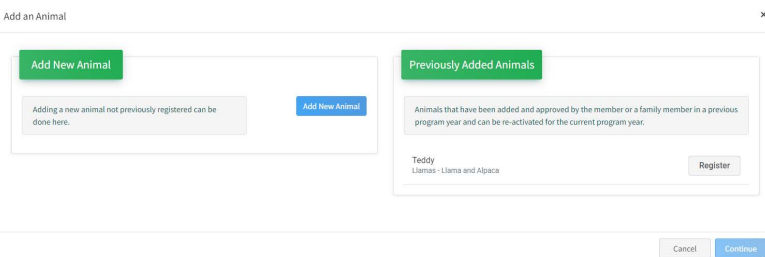
The screenshot shows the 4-H Online 'Animals' page. The left navigation pane has 'Animals' selected. The main content area shows a '4-H' header, a dropdown menu set to '2020-2021', a green 'Animals' button, and a blue 'Add an Animal' button. Below these elements, it states 'No Animals Registered.'



- Click on "Add New Animal" to start adding a new animal **or** if you have animals that carry over from the previous year you **"Register"** those. Animals that can be registered from previous years **must be REGISTERED** every year by completing this step. You cannot select a previous year and assume they are there. Animals that carry over are Dairy Cattle Females, Horse&Pony, Llama&Alpaca, Dairy Goat Females, and Pygmy Goats (move onto step 9 if registering previous animal).
- Select the appropriate animal type from the drop-down menu.
- Enter the required Tag, Tattoo, or Animal Name as directed for the first step that will then allow you to proceed to the remaining identification process. (see Key) →
- Click Save.

### Key

Animal Type	Required Identifier	What do I put in this field?
Beef and Dairy Beef Steers	Tag	5-digit County Tag
Commercial and Market Heifers	Tag	5-digit County Tag
Beef Cow-Calf Pair	Tag	Calf's tag
Beef Feeder Calves	Tag	5-digit County Tag
Beef Registered Heifers	Tattoo	Tattoo
Dairy Feeder Steers	Tag	5-digit County Tag
Dairy Cattle Females	Animal Name	Animal's name
Dairy Goat Females	Tattoo	Tattoo
Dairy Goat Wethers	Tattoo	Tattoo or NA (if not applicable)
Meat Goats	Tattoo	Tattoo or NA (if not applicable)
Pygmy Goats	Tattoo	Tattoo, Microchip, or Scrapie ID
Horse and Pony	Animal Name	Animal's name
Llama and Alpaca	Animal Name	Animal's name
Sheep	Tag	5-digit County Tag or Scrapie ID (commercial ewes) or registration number (breeding ewes)
Swine Barrows	Tattoo	Earnotch (Pig's Right Ear-Pig's Left Ear)
Swine Gilts	Tattoo	Earnotch (Pig's Right Ear-Pig's Left Ear)



- Read the on-screen instructions for Animal ID requirements for County Fair and Indiana State Fair Exhibition.
- Click on the button "Show Questions" after reading the instructions.
- Required fields are indicated, but be sure to complete all other visible fields as applicable.
- Click next once completed. If animals have been carried over, the ID information will already be there.
- Upload any files if required or necessary for the particular Animal type. For animals that are carried over, new photos and files must be uploaded each year.
- Click next once completed.
- Review the entered information. Use the Back button at the bottom of the page to return to the previous screen to make corrections if needed.
- Once the entered information is correct and reviewed, click the Submit button.
- The animal information will display on the screen with the status, created, modified, and submitted date and time stamp (local time). You will also receive a confirmation email upon submission.
- To add more animals for the same member repeat steps 3-17. To add animals for another member return to the Member List and View another member.

**\*\*Note\*\*** Members are able to edit Animal ID information until the species specific Animal ID deadline of **May 15, 2024**. Click on the Animals tab from your account at any time to view the status for all of the animals for a member in the family.

## Family Enrollment of Animals

Animals are automatically co-enrolled within the same family (Siblings and step-siblings). The animals may be identified under a single 4-H member in 4-H Online and be exhibited by a different sibling listed in the same family profile. **With this capability in 4-H Online, animals do not need to be entered under each 4-H member in the family.** The exhibit management program will allow a member to select to exhibit any animal identified by the family in 4-H Online. It is suggested that at least 1 animal be identified by each member enrolled in the project.