

January 26, 2024

**Attention: Any 4-H Registered Beef Heifers or Beef Feeder Calves enrolled after May 15<sup>th</sup> will NOT be allowed to exhibit their animals at the fair.**

**If the May 15<sup>th</sup> Enrollment Deadline is not met, 4-H'ers may exhibit a Poster or a Demonstration as their project.**



**TO: 4-H Beef and Dairy Steer Members and Beef Volunteers**

**Please Read this Letter in its Entirety.**

**2024 4-H Beef and Dairy Steer Enrollment Procedures: Once again, we will be enrolling all beef and dairy steers through 4-HOnline via your 4-H profile. The 4HOnline website is <https://v2.4honline.com/>. There are NO paper 4-H Beef Enrollment Forms!! Enclosed in this letter are the instructions on how to enroll your animals online. You should receive the RFID and County Tag number at beef tagging day on **Friday February 23<sup>rd</sup> 5 pm to 7 pm or Saturday February 25<sup>th</sup> from 9 am to 11am.** If you need extra assistance, don't hesitate to reach out to the Extension Office.**

**No Late Animal Enrollments will be accepted. If you do not enroll your animals online by the mandatory deadlines, you will not exhibit animals at the fair. You can complete the project with a project record sheet, poster or an interactive demonstration. All Beef animals are to be enrolled online by May 15, 2024. It is the responsibility of the 4-H'er to meet these deadlines and provide the correct information on their enrollment.**

**DNA Hair Sample: All Beef or Dairy Market Steers planning to exhibit at the State Fair will be required to submit a DNA Hair Sample to the Extension Office by May 15<sup>th</sup>. The hair has to be submitted in a specific envelope from the Extension Office. Obtain an envelope before you collect your hair sample. Using a pair of plyers, pull approximately 40 hair follicles from the tail of your animal and insert them into the envelope. Please don't look at this requirement as another step, but realize this will give you another chance if your tattoos or tags are incorrect at the State Fair.**

1. **2024 4-H BEEF ENROLLMENT** – All 2024 4-H members exhibiting Beef Market Steers, Crossbred Beef Heifers or Dairy Market Steers were required to bring these cattle to be tagged on either February 23<sup>rd</sup> or February 24<sup>th</sup>. If you only plan to show registered heifers, please contact the Extension Office and let us know that you did not bring your heifer to tag-in. Feeder Calves – All Feeder Calves born from January 1, 2024 to March 31, 2024 will be **tagged by appointment with Beef Superintendent Ross Hyatt ([rhvatt9400@gmail.com](mailto:rhvatt9400@gmail.com), 812-239-6577).**

2. Tag-in Day for all beef steers, dairy steers and commercial (crossbred) heifers is required. In addition, if you have registered percentage heifers that you plan to exhibit at the State Fair, you should have brought those heifers to tag-in as well.

3. Registered Beef Heifers: All **registered beef heifers** are required to have a RFID tag and a tattoo in their ear to exhibit at the County or State Fair. If you have the capabilities of meeting these tagging options at home, you may do this on your own. **If you don't have the equipment or option to tag your registered beef heifer at home, please reach out to Ross Hyatt and an appointment will be made.**

You can purchase the RFID tags for your registered beef heifer through a tag company such as Allflex or the Extension Office. However, make sure it is an RFID tag that can be electronically scanned. Visual RFID tags only are not acceptable. If you have questions, please contact the Extension Office.

4. Tagging Information: Each steer and x-bred heifer brought to tag-in on February 23<sup>rd</sup> or 24<sup>th</sup> was tagged with a county tag and an RFID tag. RFID means Radio Frequency Identification.

5. Tagging Fee – For this year, 4-H'ers will be charged \$3.00 for RFID tags and \$3.00 for any county tags needed at tag-in. You can pay by check or cash. Checks can be made payable to the Clay County 4-H Cattle Club.

6. Premise ID: The Cattle Enrollment asks for your Premise ID. Obtaining a premise ID is an easy task to accomplish if you have not done this for your family or farm. You may access the form on line at <http://www.in.gov/boah>. Once you open this website, you will see a “here” link in the middle of the Premise ID section. On the next page, click the pdf registration or the online premise registration. If you do the PDF version, mail it to the Board of Animal Health to obtain your Premise number. If this is not your first year, this number is the same as your years past.

7. Siblings are allowed to co-enroll beef and dairy cattle on their enrollment. The animals do not need to be entered under each member profile. As long as all information is entered under one of the siblings, this will allow multiple siblings the opportunity to show the animal. You will need to decide who is showing what when we make entries in fairentry, which opens after May 15<sup>th</sup> and is due June 28<sup>th</sup>.

8. Registered beef heifers are not required to attend tag-in. However, if you are not sure if the animal will pass the breed sift at the State Fair, it would be wise to tag it at tag-in. A beef heifer enrolled in a particular breed may be changed to x-bred if it is sifted, but only if the heifer was tagged on February 23<sup>rd</sup> or 24<sup>th</sup>. Therefore, percentage heifers which are questionable for registration, should have been tagged on the 23<sup>rd</sup> or 24<sup>th</sup>. The 4-H Beef Department will follow State Fair rules on percentages for purebred heifers. Although, information for registered heifers is not due until May 15, 2024.

9. Beef Cow-Calf Pairs: (Must be entered by May 15<sup>th</sup>.) If you plan to exhibit in the Cow and Calf class at the county fair, you will need to enter them both in the same entry field in 4HOnline. The 4HOnline entry requires the calf tag number. The calf number can be 5-digit county tag or a farm tag. If the calf is not born by May 15<sup>th</sup>, type pending for the calf. The rest of the entry refers to the cow. You need the dam tag, tattoo, dam breed and the Premise ID.

10. Please be sure to read the Clay County 4-H Beef requirements in the Clay County 4-H Terms and Conditions Handbook for further rules and policies. The Clay County Terms and Conditions can be found on the Clay County 4-H Purdue Extension website at <http://bit.ly/41190VwzX>.

11. 4-H'ers who plan to show beef or dairy steers at the Indiana State Fair can view the project and entry requirements via their website at [www.indianastatefair.com](http://www.indianastatefair.com). Currently, the project information has not been updated for 2024. Please refer to their website for updates and deadlines. The Entry books will be available soon. These will include full show and competition schedules and terms and conditions. When the entry information becomes available, more information will be sent out.

The date of the 2024 Indiana State Fair is Friday August 2<sup>nd</sup> through Sunday the 18<sup>th</sup>. The livestock show schedule can be found here: <https://bit.ly/3wvOLpP>

12. **Grooming Policy:** 4-H Exhibitors may receive clipping and grooming assistance from members of their immediate family (father, mother, and siblings), legal guardian, from a current Indiana 4-H member, and from individuals enrolled in the Indiana 4-H Approved Animal Grooming Assistance Program.

13. **Health:** Health papers will not be required for the beef project. However, at fair check in the Cattle Superintendent will check for any signs of disease. The animal must not show symptoms of a communicable disease at the time of arrival and throughout the remainder of the fair week. For more information of cattle health requirements call the Indiana Board of Health at (877) 747-3038.

14. **Indiana 4-H Quality Livestock Care:** All Livestock Exhibitors **MUST** complete the Indiana 4-H Quality Livestock Care training. This program is currently only offered in-person. If you are not able to attend one of the in-person trainings, the YQCA online program will fill the requirement for the quality care training. This can be done at [yqcaprogram.org](http://yqcaprogram.org). If you complete it online, you **MUST** provide your certificate to the Extension Office (email [korniak@purdue.edu](mailto:korniak@purdue.edu) or bring it in during office hours Monday-Friday 8 am to 4 pm). All Beef members need to attend one of the face-to-face programs or complete the training online. For 2024, the face-to-face program option will be offered 4 times in Clay County. All programs will be from 6:30 p.m. to 7:30 p.m. at the Clay County 4-H Fairgrounds Exhibit Hall.

**Dates QLC is offered:**

- March 25<sup>th</sup>
- April 30<sup>th</sup>
- May 22<sup>nd</sup>
- June 19<sup>th</sup>

**\*Please call the Extension Office at 812-448-9041 or email Ashley ([aevinger@purdue.edu](mailto:aevinger@purdue.edu)) to register for a training.**

Clay County Farm Bureau has generously offered to sponsor the program, so in person trainings are **FREE**. However, if you decide to complete the program via the internet, there is a \$12.00 fee.

Good Luck this year with your 4-H Beef and Dairy Steer Animals. If you have any questions, please contact the Extension Office at 812-448-9041.

Sincerely,

*Natalie*

Natalie Korniak  
Purdue Extension Clay County  
4-H Youth Development Educator

*Ashley*

Ashley Evinger  
Purdue Extension Clay County  
4-H Program Assistant



## CLAY COUNTY 4-H BEEF

**\*Updated for 2024**

4-H Cattle Club leader/Dairy Superintendent: Deedra Arvin – (317)616-8268 ([deedraarvin@gmail.com](mailto:deedraarvin@gmail.com))

4-H Beef Superintendent: Ross Hyatt – (812) 239-6577 ([rhyatt9400@gmail.com](mailto:rhyatt9400@gmail.com))

### **ENROLLMENT:**

- a) Enrolled animals must be owned by the 4-H exhibitor by said deadline and must be under the continuous care, responsibility and ownership through the date of the show, except where change of ownership was to 4-H member's complete ownership. Any animal listed under a family through Indiana 4HOnline may be shown by any member listed under that family profile.
- b) 4-H members must be enrolled in Clay County 4-H and the Beef Project on Indiana [4HOnline](#) by **May 15, 2024**.
- c) All 4-H cattle must be identified through 4HOnline by **May 15, 2024**.
- d) All Steers, Commercial Heifers and Market Heifers must be owned and under the care of the 4-H member prior to **February 24, 2024** and identified with a 5-Digit County ID tag and an RFID by the Annual Cattle ID Day (**February 23 & 24, 2024**). All steers and market heifers will be weighed at this time for the Rate of Gain competition.
- e) All Registered Heifers must be enrolled, owned and under the care of the 4-H member no later than **May 15, 2024**. Heifers must also be identified by an RFID tag and tattoo.
- f) All feeder calves must be identified with an RFID and enrolled by **May 15, 2024** in Indiana [4HOnline](#).
- g) If you should need assistance tagging your registered heifer or feeder calf, please contact a leader.
- h) Premise ID numbers are required on all 4-H Beef enrollments.
- i) All 4-H'ers who plan to exhibit Beef Cattle at the State Fair must supply a DNA Hair Sample to the Extension Office by **May 15, 2024** for each animal they plan to exhibit. Refer to animal enrollment deadlines above.

### **HEALTH:**

- a) At the time of check in with the Cattle Superintendent and for the remainder of the time at the fairgrounds, the animal must not show symptoms of a communicable disease. For more information on cattle health requirements, call the Indiana Board of Health at (877) 747-3038.
- b) Health rules as provided by the Indiana State Board of Animal Health will be followed. In case of a health question, a veterinarian will be contacted. The Cattle Superintendent can request cattle remain on the trailer until checked by a veterinarian.
- c) All animals at weigh-in and while on exhibit at the fair must be dehorned and halter broke to the extent that they are not deemed a safety hazard to the public, other exhibitors, or their exhibitor/owner. **NO EXCEPTIONS.**
- d) All cattle exhibiting at the fair must be dehorned or have horns or spurs that do not exceed 3 inches when entered at the fair. Dehorning or castration of animals must be done by **June 15, 2024** to exhibit at the fair.
- e) All calves must be properly castrated by the fair. Improperly castrated calves will not be allowed to be exhibited.
- f) No cattle will be unloaded at the fair until inspected and, if necessary, approved by the Veterinarian on duty. Animals showing any sign of communicable disease will not be allowed on the fairgrounds. Warts and Ringworm are not allowed.
- g) If an animal becomes ill during the fair, a veterinarian will evaluate the animal and the cattle superintendent will determine if the animal should be released.

### **GROOMING:**

4-H Exhibitors may receive clipping and grooming assistance only from members of their immediate family (father, mother, and siblings), from a legal guardian, from a current Indiana 4-H member, and from individuals enrolled in the Indiana 4-H Approved Animal Grooming Assistance Program. Please contact the Extension Office with questions on how to be approved or to see if you are already on the approved groomers list.

### **PENNING:**

- a) The Cattle Superintendent will assign stall and tie out space prior to bringing cattle to the fairgrounds.
- b) All cattle during fair week are required to have BOTH halter and necktie while in assigned stalls and tie out.
- c) Cattle will not be allowed outside of the fenced in area around the cattle barn during fair week (e.g., cannot be at the trailers).
- d) Exhibitors will furnish their own bedding materials (unless a donor is obtained).
- e) One overhead fan per TWO head of cattle is allowed. Fans must have proper safety approved shrouds. No misters or butt fans allowed.
- f) Power washers will not be allowed in the wash racks.
- g) No stall panels, gates, or posts will be allowed in tie out area.



- h) Muzzles and electric prodders will not be allowed.
- i) Penning assignments will be made by superintendent.
- j) There will be a stall fee of no more than \$5 per pen/stall due at the beginning of fair. Please see your leader for further communication on this closer to fair.

### **SHOW:**

- a) All cattle will use the rules and age grouping classification as utilized by the Indiana State Fair. Find those rules here, <https://bit.ly/3yCcOUe>.
- b) Show classes will be divided into breed and/or weight classes based upon by enrollment each year. The cattle superintendent will divide the classes and adjust as needed.
- c) Show order for all heifers, steer and starter calves will be posted no later than 6 pm the night before the show.
- d) AOB classes will not be offered.
- e) All animals will be weighed upon unloading at fair check-in. Registration papers and tattoos will be checked at this time as well.
- f) Members must declare breed for calf to be shown in at time of enrollment deadline. This applies to members wishing to show a calf entered as a purebred in the Cross class or a member that has dual entered their calf in two breeds. Market heifers cannot be shown in both market and breeding heifer classes and must be open at time of show. Slick Steers must not have body hair over ¼" long at time of fair check in.
- g) To show a breed heifer, you must have original registration papers and legible tattoo. This registration paper must be provided upon weigh in at the fair. If you do not have registration papers, your papers and tattoo do not match, but your RFID tag matches the Indiana 4-H Online family profile entry, that heifer must be shown as a commercial heifer. If your papers, tattoo and RFID tag does not match the Indiana 4-H Online family profile entry, that heifer will be disqualified.
- h) Age Requirements for registered Heifers:
  - 1) Junior Heifer Calf – born **January 1 to March 31, 2024**
  - 2) Winter Heifer Calf – born **November 1 to December 31, 2023**
  - 3) Senior Heifer Calf – born **September 1 to October 31, 2023**
  - 4) Late Summer Yearling Heifer-born **July 1 to August 31, 2023**
  - 5) Early Summer Yearling Heifer-born **May 1 to June 30, 2023**
  - 6) Spring Yearling Heifer-born **March 1 to April 30, 2023**
  - 7) Junior Yearling Heifer-born **January 1 to February 28, 2023**
  - 8) Senior Yearling Heifer-born **September 1 to December 31, 2022**
- i) To show a breed steer, you must have original registration papers and legible tattoo. This registration paper must be provided upon weigh in at the fair. If you do not have registration papers, your papers and tattoo do not match, but your 5-digit County ID and RFID tags do match the Indiana 4-H online family profile entry, that steer must be shown as a crossbred. If your papers, tattoo, 5-digit County ID and RFID tags do not match the Indiana 4-H Online family profile entry, that steer will be disqualified.
- j) Commercial heifers, market heifers, and steers will be shown by weight. The 5-digit County ID and RFID tags will be checked at fair weigh in. **If they do not match the Indiana 4-H Online family profile entry, they will be disqualified.**
- k) In addition to the grooming guidelines, no false tails and/or use of and/or addition of any type artificial hair is prohibited. Only natural hair growing in its original location will be permitted.
- l) All 4-H Livestock will be shown by current Clay County 4-H members only.
- m) The Mini 4-H Show will include Kindergarten, 1st, and 2nd graders that are enrolled in the Clay Co. Mini 4-H program and entered in the cattle project by **June 17, 2024**.

### **BORN & RAISED:**

- a) Born and raised cattle must be raised by the Clay County 4-H member.
- b) The 4-H member that owns/registered the born and raised animal must be the one to show said animal.
- c) These animals will be exhibited during the steer and heifer show and placed. After these shows, the county born and bred animals will come back for their Champion and Reserve placings.
- d) Exhibitor must indicate county born and bred on livestock entries through Indiana 4-H Online.

### **RATE OF GAIN:**

Rate of Gain Class is for market heifers and steers. The top award will go to the animal with the highest Average Daily Gain between the Annual Cattle ID Tag Day (**February 23 & 24, 2024**) and Weigh-in at the Fair. Rate of gain is forfeited if not brought and weighed on the annual ID Tag Day.



## **SHOWMANSHIP:**

4-H members who participate in 4-H beef showmanship classes may only show their own animals that will be exhibited by them in a regular 4-H class.

- a) **Junior Showmanship – 3<sup>rd</sup> through 5<sup>th</sup> graders** as of **January 1, 2024** are eligible. Once an exhibitor is the overall Junior showman, the 4-Her is only eligible to compete in the Intermediate showmanship class the following year.
- b) **Intermediate Showmanship – 6<sup>th</sup> through 8<sup>th</sup> graders** as of **January 1, 2024** and anyone who was won Junior Showmanship. Once an exhibitor is the overall Intermediate showman, the 4-Her is only eligible to compete in the Senior showmanship class the following year.
- c) **Senior Showmanship – 9<sup>th</sup> through 12<sup>th</sup> graders** as of **January 1, 2024** and anyone who has previously won Intermediate Showmanship. The winning 4-Her is eligible to compete in the Champion of Champions classes in the same year and future years once he or she has won senior.
- d) **Champion of Champions Showmanship** – All previous Senior Division Champions, including the **2024** Senior Division Champion.

## **STATE FAIR INFORMATION:**

- a) Entries required by June 1<sup>st</sup> via [www.indianastatefair.com](http://www.indianastatefair.com) or date set by the Indiana State Fair.
- b) Beef steers and commercial heifers must be individually identified with a RFID tagged and a five-digit county ear tag.
- c) Registered heifers/cows must be registered and identified by a tattoo and a RFID tag.
- d) DNA hair sample of each entry must be turned into the Extension Office by May 15.

## **CLAY COUNTY 4-H LIVESTOCK AUCTION:**

Exhibitors wishing to exhibit beef animals weighing below 850 pounds must sign a release form acknowledging that their animal is not eligible for sale at the auction. Failure to sign this waiver will disqualify the animal from the beef steer show. **UNLESS A BUYER FOR THESE ANIMALS IS OBTAINED.**

The Livestock Auction/Benefit for the Barns Event will be held upon the conclusion of the fair. In order to be eligible, you must show an animal at the fair and have a designated animal for auction. A small percentage auction fee will be deducted from each member's check. Detailed auction information will be finalized closer to fair.

## **ACTION DEMONSTRATION:**

An action display is a way to show off your skills and abilities. You may give the demonstration during the show. The regular beef judge will judge these.

## **COW /CALF CONTEST:**

- a) Cow and calf must meet all Clay County 4-H and Indiana BOAH Health Requirements.
- b) **Cows must be showing lactation during show.**
- c) The 4-H member or immediate family member must own animals.
- d) Cow/Calf must be halter broken.
- e) Cow/Calf pairs will be shown by breed and broken-up into classes as follows: 1-3 years; 4-6 years; 7 + years
- f) Cow/calf pairs must be entered into 4-H Online by **May 15, 2024** under the Cow/Calf Entry. If the calf information is not known by May 15<sup>th</sup>, please mark the calf information as pending.

## **FEEDER CALF:**

- a) Calf must meet all Clay County 4-H and Indiana BOAH Health Requirements
- b) Animals must be owned by the 4-H member no later than the Spring ID Day (**May 15, 2024**) of the current year.
- c) The animal can be beef or dairy/beef cross. This includes commercial heifers, steers and bull calves.
- d) All calves must be dehorned by 4-H Fair. No ruptured calves may be exhibited.
- e) Calf Age: **January 1, 2024 to March 31, 2024**. Feeder Calves must NOT exceed 700 lbs. at the day of fair weigh in. If the RFID tag does not match the Indiana 4-H Online family profile entry, that calf will be disqualified.
- f) A Grand Champion and Reserve Grand Champion will be selected from the class winners. Calves will be shown by weight.
- g) Show classes will be determined by enrollment each year and at the discretion of the Cattle Superintendents.
- h) Calves do not have to be weaned at tagging. Must be weaned by fair time.



## SHOW AWARDS

Breed Supreme & Res. Supreme Heifers Breed Champion & Res. Champion Steers	Breed Supreme Born & Raised Heifer Breed Champion Born & Raised Steer	Grand & Res. Grand Cow-Calf Pair	Champion Starter Bull Champion Born & Raised Starter Bull
Champion Starter Heifer Calf Champion Born & Raised Starter Heifer Calf	Champion Starter Steer Calf Champion Born & Raised Starter Steer Calf	Grand & Res. Grand Starter Calf Grand & Res. Grand Born & Raised Starter Calf	Grand Supreme & Res. Supreme Born & Raised Heifers Grand Champion & Res. Grand Born & Raised Steers
Grand & Res. Grand, Champion of Champions Showmanship	Top 5 Overall Heifers Top 5 Overall Steers	Champion & Res. Champion Junior, Intermediate and Senior Showmanship	Champion Rate of Gain

## INDIANA 4-H QUALITY LIVESTOCK CARE TRAINING

To exhibit beef cattle, dairy cattle, swine, sheep, goats, poultry and rabbits, 4-H members must be certified through the Indiana 4-H Quality Livestock Care Training. This is an annual program that can be completed in-person by attending one of the classes on the following dates at the Fairgrounds:

- **March 25, 2024**
- **April 30, 2024**
- **May 22, 2024**
- **June 19, 2024**


An online option is available for \$12 through the YQCA program. Once you complete this online course, you must email the Extension Office your final certificate emailed to you at completion showing your certification number.

## REFERENCES:

- [Purdue Extension Beef Project](#)
- [Indiana State Fair Book – Beef Cattle](#)

## IMPORTANT BEEF DATES:

<b>February 23, 2024 (5:00-7:00 PM)</b>	Cattle ID Day at the Fairgrounds.
<b>February 24, 2024 (9:00-11:00 AM)</b>	Cattle ID Day at the Fairgrounds.
<b>BY APPOINTMENT ONLY</b>	Please contact Ross or Dee if you need help tagging your register heifer or feeder calf before May 15.
<b>May 15, 2024</b>	Deadline to enroll beef cattle online—Your enrollment will not be complete if your animals are not enrolled online. Exhibitors who fail to register their animals online before the May 15th deadline will not be eligible exhibit at the county or state fair.
<b>May 15, 2024</b>	DNA Samples due to the Extension Office if going to State Fair.
<b>June 17, 2024</b>	Mini 4-Her's must be signed up to participate in the Mini cattle show.
<b>June 28, 2024</b>	Fair Entry due
<b>TBD</b>	Deadline to register beef online for the State Fair.
<b>July 13 - 19, 2024</b>	Clay County 4-H Fair
<b>July 12, 2024 (6:00 PM - 9:00 PM)</b>	Beef check-in at the Clay County Fair
<b>July 13, 2024 (6:00 AM - Noon)</b>	Beef check-in at the Clay County Fair
<b>July 14, 2024</b>	Mini 4-H Cattle Show
<b>July 15, 2024 (10:00 AM)</b>	Beef show at the Clay County Fair
<b>July 18, 2024 (9:00 PM)</b>	Beef released
<b>July 19, 2024</b>	Clay County livestock auction
<b>August 2 - 18, 2024</b>	Indiana State Fair
<b>August 2 - 4, 2024</b>	State Fair Beef Show





## Animal Identification

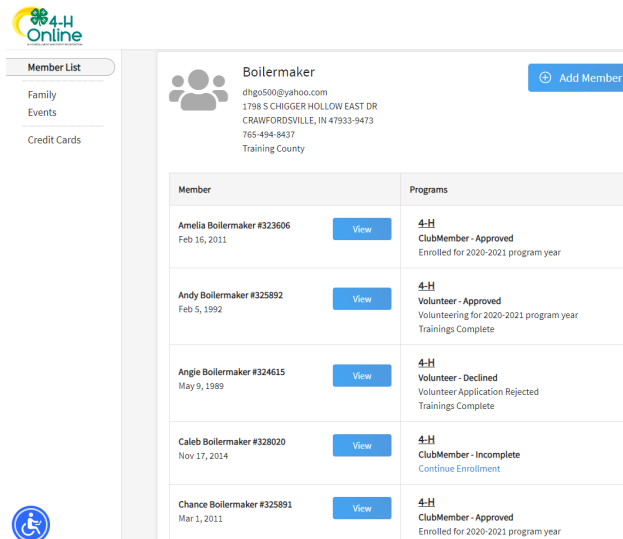
4-H members (Grades 3 – 12) must identify all Beef and Dairy Cattle, Goats, Horses, Llamas, Sheep and Swine in the 4-H Online system by the species deadline or earlier county deadline if applicable to be eligible for exhibition.

- Beef and Dairy Beef Steers, Beef Heifers, Beef/Dairy Feeder Calves, Dairy Cattle, Goats, Horses, Llamas, Sheep, and Swine must be entered into 4-H Online no later than May 15, 2024.

## Animal Identification in 4-H Online

Please complete the following steps to identify your livestock in the 4-H Online system.

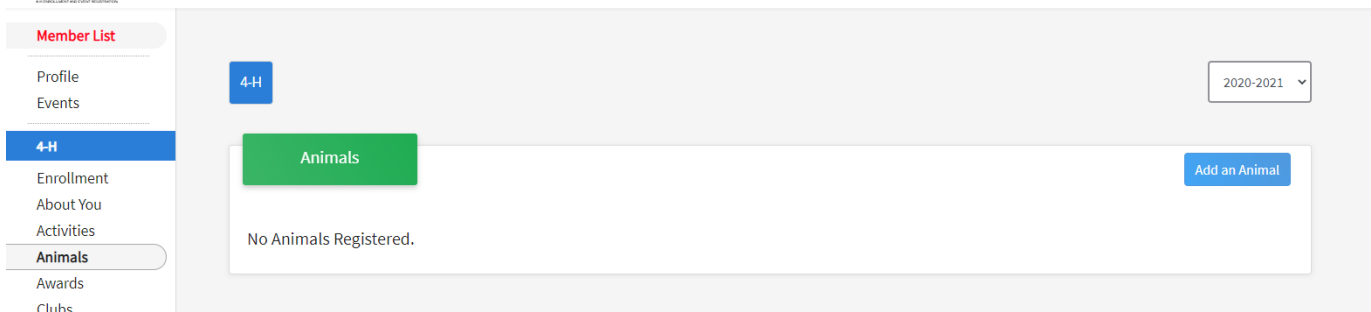
1. Login to your family profile at: <https://v2.4honline.com> using your family email address and password associated with your 4-H enrollment record.
  - a. If you have forgotten your password, please use the 'Reset password' option on the 4-H Online login page, and you will be sent a new temporary password.
  - b. If you have forgotten your family email address or turned in a paper 4-H enrollment form, please contact your local Purdue Extension Office for assistance.
2. Click View next to the Member's record for whom you would like to add an animal



The screenshot shows the 4-H Online Member List interface. On the left is a navigation menu with options: Member List (selected), Family, Events, and Credit Cards. The main content area displays a profile for 'Boilermaker' (email: dhgo500@yahoo.com, address: 1798 S CHIGGER HOLLOW EAST DR, CRAWFORDSVILLE, IN 47933-9473, phone: 765-494-8437, county: Training County). Below the profile is a table with columns 'Member' and 'Programs'.

Member	Programs
Amelia Boilermaker #323606 Feb 16, 2011	4-H ClubMember - Approved Enrolled for 2020-2021 program year
Andy Boilermaker #325892 Feb 5, 1992	4-H Volunteer - Approved Volunteering for 2020-2021 program year Trainings Complete
Angie Boilermaker #324615 May 9, 1989	4-H Volunteer - Declined Volunteer Application Rejected Trainings Complete
Caleb Boilermaker #328020 Nov 17, 2014	4-H ClubMember - Incomplete Continue Enrollment
Chance Boilermaker #325891 Mar 1, 2011	4-H ClubMember - Approved Enrolled for 2020-2021 program year

3. Click Animals in the navigation pane.
4. Click the blue "Add an Animal" button. (even if you have previous year animals that can be registered again, click "Add an Animal")

The screenshot shows the 4-H Online Animals page. On the left is a navigation menu with options: Member List, Profile, Events, 4-H (selected), Enrollment, About You, Activities, Animals (highlighted), Awards, and Clubs. The main content area shows a dropdown menu for '4-H' and a dropdown for '2020-2021'. Below these is a green 'Animals' button and a blue 'Add an Animal' button. The text 'No Animals Registered.' is displayed in the center.

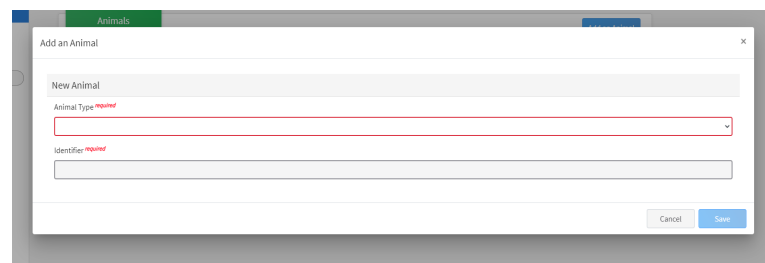
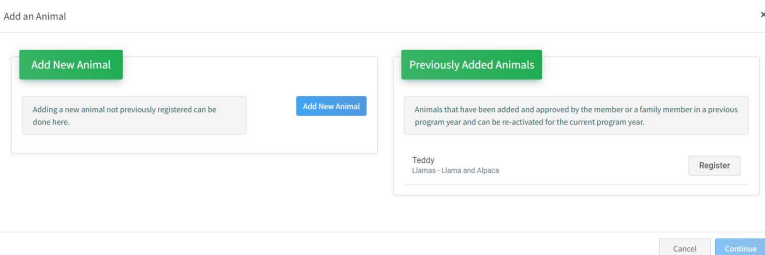




- Click on "Add New Animal" to start adding a new animal **or** if you have animals that carry over from the previous year you **"Register"** those. Animals that can be registered from previous years **must be REGISTERED** every year by completing this step. You cannot select a previous year and assume they are there. Animals that carry over are Dairy Cattle Females, Horse&Pony, Llama&Alpaca, Dairy Goat Females, and Pygmy Goats (move onto step 9 if registering previous animal).
- Select the appropriate animal type from the drop-down menu.
- Enter the required Tag, Tattoo, or Animal Name as directed for the first step that will then allow you to proceed to the remaining identification process. (see Key) →
- Click Save.

### Key

Animal Type	Required Identifier	What do I put in this field?
Beef and Dairy Beef Steers	Tag	5-digit County Tag
Commercial and Market Heifers	Tag	5-digit County Tag
Beef Cow-Calf Pair	Tag	Calf's tag
Beef Feeder Calves	Tag	5-digit County Tag
Beef Registered Heifers	Tattoo	Tattoo
Dairy Feeder Steers	Tag	5-digit County Tag
Dairy Cattle Females	Animal Name	Animal's name
Dairy Goat Females	Tattoo	Tattoo
Dairy Goat Wethers	Tattoo	Tattoo or NA (if not applicable)
Meat Goats	Tattoo	Tattoo or NA (if not applicable)
Pygmy Goats	Tattoo	Tattoo, Microchip, or Scrapie ID
Horse and Pony	Animal Name	Animal's name
Llama and Alpaca	Animal Name	Animal's name
Sheep	Tag	5-digit County Tag or Scrapie ID (commercial ewes) or registration number (breeding ewes)
Swine Barrows	Tattoo	Earnotch (Pig's Right Ear-Pig's Left Ear)
Swine Gilts	Tattoo	Earnotch (Pig's Right Ear-Pig's Left Ear)



- Read the on-screen instructions for Animal ID requirements for County Fair and Indiana State Fair Exhibition.
- Click on the button "Show Questions" after reading the instructions.
- Required fields are indicated, but be sure to complete all other visible fields as applicable.
- Click next once completed. If animals have been carried over, the ID information will already be there.
- Upload any files if required or necessary for the particular Animal type. For animals that are carried over, new photos and files must be uploaded each year.
- Click next once completed.
- Review the entered information. Use the Back button at the bottom of the page to return to the previous screen to make corrections if needed.
- Once the entered information is correct and reviewed, click the Submit button.
- The animal information will display on the screen with the status, created, modified, and submitted date and time stamp (local time). You will also receive a confirmation email upon submission.
- To add more animals for the same member repeat steps 3-17. To add animals for another member return to the Member List and View another member.

**\*\*Note\*\*** Members are able to edit Animal ID information until the species specific Animal ID deadline of **May 15, 2024**. Click on the Animals tab from your account at any time to view the status for all of the animals for a member in the family.

## Family Enrollment of Animals

Animals are automatically co-enrolled within the same family (Siblings and step-siblings). The animals may be identified under a single 4-H member in 4-H Online and be exhibited by a different sibling listed in the same family profile. **With this capability in 4-H Online, animals do not need to be entered under each 4-H member in the family.** The exhibit management program will allow a member to select to exhibit any animal identified by the family in 4-H Online. It is suggested that at least 1 animal be identified by each member enrolled in the project.