



March 15, 2024

**Attention: Any 4-H Horses enrolled after  
May 15th will NOT be allowed to exhibit at the fair.  
If the May 15th Enrollment Deadline is not met,  
4-H'ers may exhibit a Poster or a Demonstration as their project.**

Dear Clay County 4-H Horse and Pony Member,

**PLEASE READ THIS LETTER IN ITS ENTIRETY.**

**2024 4-H HORSE AND PONY ENROLLMENT:** Once again, we will be enrolling all horses through 4HOnline via your 4-H profile.

1. Find the enclosed 4-H Horse and Pony Online Animal Enrollment Instructions. Utilize these instructions to work your way through the enrollment process.
2. Go to the 4-H Online Website at <https://v2.4honline.com>.
3. Complete all the drop downs and fields. Take Note: Clay County 4-H does not offer a foal class, but you may still enroll a foal and show it at the State Fair. To be considered a foal, the animal must be born after January 1st of 2024. In addition, foals, yearlings and two-year-olds must be shown at the height of their dam, unless their height exceeds that of their dam.
4. Before you start your enrollment process, make sure you have taken two pictures of your horse. The pictures must show the front of your horse's head, their body and all 4 feet. Upload your pictures to your computer or software that you will be using to enroll your horse or pony. During the animal enrollment, you will be asked to provide pictures and this will allow you to easily browse and select your picture.
5. Please take note that you can reactivate horses. If your picture was noted as being unusable, please correct it for this year.

**If you need any extra help, please don't hesitate to reach out to the Extension Office.**

**HORSE HEIGHT:** All horses exhibiting at the Clay County 4-H Fair are required to be measured by a 4-H Horse and Pony Leader before you make entries in Fair Entry. 4-H'ers will receive information about Fair Entry after the 4-H Animal Enrollment Deadline. Leaders will measure horses at meetings and at open arena nights.

**GROOMING POLICY:** 4-H Exhibitors may receive clipping and grooming assistance from members of their immediate family (father, mother, and siblings), legal guardian, from a current Indiana 4-H member, and from individuals enrolled in the Indiana 4-H Animal Ethics Program.

All information and online forms can be found at <https://bit.ly/4261Xzh>.

All groomers must be registered and approved by **July 1, 2024** to be able to assist at the Clay County fair. If you have questions on if you need to have someone register, please call the Extension Office.

**LEASING OPTIONS:** Lease Forms are Due in the Extension Office by **May 15th** for each horse that you lease, you will need to complete a lease agreement form and turn this form into the Extension Office by May 15th. A lease agreement can be found here <https://bit.ly/3FuCANN>, or can be picked up in the Extension Office.



**4-H HORSE AND PONY VACCINATION FORMS (REQUIRED):** The Indiana 4-H program requires a 4-H Horse and Pony Vaccination Form for each horse or pony that is enrolled in 4-H. Before you can bring your horse or pony to *any* 4-H activities, you will be required to show your Horse & Pony leaders your completed 2024 Vaccination form found here <http://tinyurl.com/29pxakek>. Your leaders will document that your horses are current on vaccines. There are 5 required shots, the rabies shot has to be administered by a vet.

**HEALTH:** Health papers will not be required for the horse project. However, at fair check in the Superintendent will check for any signs of disease. The animal must not show symptoms of a communicable disease at the time of arrival and throughout the remainder of the fair week. For more information on goat health requirements call the Indiana Board of Health at (877) 747-3038. **Animal check in is scheduled for July 12<sup>th</sup> from 6:00 to 9:00 p.m. and July 13<sup>th</sup> from 7:00 - 10:00 a.m. Animal release begins at 9:00 pm on Thursday July 18<sup>th</sup>, those who leave early without special permission are subject to penalization.**

**HORSE AND PONY BODY SCORE:** You will also notice that the 4-H Horse and Pony Enrollment and Vaccination Form requests a Body Conditioning Score for all your horse and ponies. You can have your vet provide this or you can determine this score. Refer to the publication located on the internet at <https://bit.ly/3Tg8iEj>. Healthy horses should fall between a 4 and 6 body conditioning score.

**STATE FAIR ENTRIES:** 4-H'ers who plan to show their horse at the Indiana State Fair can view the project and entry requirements via their website at [www.indianastatefair.com](http://www.indianastatefair.com). Please refer to their website for updates and deadlines as well. Currently, the project information has not been updated for 2024, but will be available soon. When the entry information becomes available, more information will be sent out.

The dates of the 2024 Indiana State Fair are August 2 - 18. You can find the livestock schedule here: <https://bit.ly/36o6vcf>

#### **4-H HORSE AND PONY CLUB PROJECT REQUIREMENTS:**

1. Please be sure to read the Clay County 4-H Horse and Pony requirements in the Clay County 4-H Terms and Conditions Handbook for further rules and policies. The Clay County Terms and Conditions can be found on the Clay County 4-H Purdue Extension website at: <http://tinyurl.com/y5nwxxpd>
2. Helmet Rule: If you ride your horse at the fairgrounds during a 4-H show or event, you are required to wear a helmet while mounted. Helmets need to be ASTM/SEI certified helmets.

Good Luck this year with your animals. If you have any questions, please contact the Extension Office at 812-448-9041.

Sincerely,

*Natalie*

Natalie Korniak  
Purdue Extension Clay County  
4-H Youth Development Educator

*Ashley*

Ashley Evinger  
Purdue Extension Clay County  
4-H Program Assistant





# CLAY COUNTY 4-H HORSE AND PONY

\*Updated for 2024

4-H Horse & Pony Leaders: Travis & Jessica Nuckols – (812)605-3201 ([nuckols123@gmail.com](mailto:nuckols123@gmail.com))

## OBJECTIVES:

The exhibition of animals, and 4-H as a whole, is intended to be a learning experience for members. The objectives of the Horse and Pony Club are to provide a means for 4-H members to:

- a) Develop leadership, initiative, self-reliance, sportsmanship and other desirable traits.
- b) Be better prepared for citizenship responsibilities through working in groups and supporting horse projects and activities.
- c) Promote a greater love for animals and the humane treatment toward them.
- d) Experience the pride of working with a horse or pony and being responsible for its management and welfare.
- e) Develop an appreciation for horseback riding as a healthy and wholesome form of recreation.
- f) Enhance their horsemanship skills and knowledge as well as understanding the business of breeding, raising and training horse and ponies.
- g) Increase their knowledge of basic safety precautions in order to prevent injury to themselves, their horse and others.
- h) It is the expectation of the Clay County 4-H Council Board of Directors that any assistance provided be the purpose of teaching a member correct care and NOT be an action undertaken by an individual solely in an effort to help place the animal higher by improving showing characteristics.
- i) These rules apply to Clay County and not to the Indiana State Fair. All State Fair rules supersede these attached rules.
- j) Please also refer to the County Horse & Pony Handbook and State Handbook for specific rules & patterns.

## ENROLLMENT:

- a) The 4-H member must be enrolled in the Horse and Pony project by **May 15, 2024**.
- b) Animals must be under the 4-H member's ownership or lease by **May 15, 2024**. No animal may be substituted or traded.
- c) Each member must complete the Indiana 4-H Horse & Pony 4H Online Animal Enrollment showing a picture of their animal's colorings and markings by **May 15, 2024**.
- d) Any animal exhibited must be shown and owned by the contestant, or owned in partnership with the contestant's father, mother, brother, sister, aunt, uncle, grandparent or legal guardian. Leased horses may be shown the entire year by the contestant, father, mother, brother, sister, uncle, aunt grandparent, legal guardian or lessor.
- e) Each member shall assume the daily responsibility for his/her animal and tack. The level of responsibility assumed shall be determined by the exhibitor's age and ability.
- f) No stallions are eligible to show and are not allowed on the grounds.
- g) No foals are eligible to show and are not allowed on the grounds.

## GROOMING:

4-H Exhibitors may receive clipping and grooming assistance only from members of their immediate family (father, mother, and siblings), legal guardian, from a current Indiana 4-H member, and from individuals enrolled in the Indiana 4-H Approved Animal Grooming Assistance Program. Please contact the Extension Office with questions on how to be approved or to see if you are already on the approved groomers list.

## HEALTH:

- a) The following applies to horses coming from Indiana for exhibition in Indiana:
  1. All 4-H Horse and Pony exhibitors must supply a completed [2024 Certificate of Completion of Indiana 4-H Requirements for Exhibition of 4-H Horse and Pony](#) (Form 4-H-1031-W).
  2. A health certificate of veterinary inspection is not required.
  3. An EIA (Coggins) test is not required.
- b) No horse may be exhibited showing any symptoms of any communicable disease.
- c) In addition to a licensed veterinarian, an animal may be dismissed by the current Horse and Pony leaders.
- d) All animals must be sound, humanely treated and healthy. A licensed veterinarian may remove any questionable animals. Animals are subject to inspection by a licensed veterinarian.
- e) For more information on equine health requirements call the Indiana State BOAH at (877) 747-3038 extension 322.



- f) Horses coming from out of state for exhibition in Indiana must meet the following requirements:
1. Each horse must test negative for Coggins with 12 months of the date of exhibition. Each horse must be accompanied by an official health certificate of veterinary inspection that indicates the results of the Coggins test.
- g) For all health issues not specifically covered by the rules, refer to the Indiana 4-H Horse and Pony Handbook.

### **STALL REQUIREMENTS:**

- a) All exhibitors shall keep their animal(s) at the fair until the scheduled release time, unless barn space is limited. This is at the discretion of the adult leader(s).
- b) All 4-H'ers are expected to help with set-up and clean-up.
- c) An animal must occupy your assigned stall throughout the fair until the official release date and time.
- d) There will be a pen/stall fee of no more than \$5 per pen/stall due at the beginning of fair. Please see your leader for further communication on this closer to fair.

### **SHOW:**

- a) All 4-H Livestock will be shown by current Clay County 4-H members only during the fair. Entry in fair classes must be made no later than **June 28, 2024** in fair entry (<https://faireentry.com/>). **Absolutely no more classes may be added after June 28.** Classes can be scratched after entering, please let leaders know before the start of show.
- b) Age/Class levels are based on what you are as of **January 1, 2024**
  - 1) Junior (Grades 3-5)
  - 2) Intermediate (Grades 6-8)
  - 3) Senior (Grades 9-12)
- c) Grade and registered animals will be shown in the same class.
- d) The exhibit classes will correspond with the State Fair classes, and additional classes can be added. Not all classes offered at State Fair will be offered at the county level and not all classes offered at the County level will be offered that the State Level
- e) Only one animal per exhibitor may be shown in each class unless resulting champions dictate otherwise.
- f) All members must wear proper attire, **including approved headgear when required.** Refer to Official Handbook.
- g) Contesting horses must enter and exit the arena at a controlled walk.
- h) All animals must be shown by the club member with no assistance from another person other than another club member, family member, or person intervening for the immediate safety and well-being of the exhibitor and the animals.
- i) If in the opinion of the judge and/or adult leader(s), the club members cannot safely exhibit the animal, they will be credited for completing when the record book is submitted.
- j) For all issues not specifically covered by these rules, refer to the Indiana 4-H Horse & Pony Handbook.
- k) Mini 4-H'ers will show after the Western Showmanship is complete on Sunday, **July 14.** The Mini 4-H Show will include Kindergarten, 1st, and 2nd graders that are enrolled in the Clay Co. Mini 4-H program and entered in the Horse project by **June 17.**

### **SHOW AWARDS**

<u>English</u>	<u>Western</u>
Champion Huntseat Equitation <ul style="list-style-type: none"> <li>• Junior</li> <li>• Intermediate</li> <li>• Senior</li> </ul>	Champion 56" & Under <ul style="list-style-type: none"> <li>• Mare</li> <li>• Gelding</li> </ul>
Champion English <ul style="list-style-type: none"> <li>• Mare</li> <li>• Gelding</li> </ul>	Champion Over 56" <ul style="list-style-type: none"> <li>• Mare</li> <li>• Gelding</li> </ul>
Champion of Show	Champion of Show
High Point English Performance Horse <ul style="list-style-type: none"> <li>• Junior</li> <li>• Intermediate</li> <li>• Senior</li> </ul>	High Point Western Performance Horse <ul style="list-style-type: none"> <li>• Junior</li> <li>• Intermediate</li> <li>• Senior</li> </ul>



English Showmanship <ul style="list-style-type: none"> <li>• Junior</li> <li>• Intermediate</li> <li>• Senior</li> </ul>	Western Showmanship <ul style="list-style-type: none"> <li>• Junior</li> <li>• Intermediate</li> <li>• Senior</li> </ul>
Saddle Seat Equitation <ul style="list-style-type: none"> <li>• Junior</li> <li>• Intermediate</li> <li>• Senior</li> </ul>	Western Horsemanship <ul style="list-style-type: none"> <li>• Junior</li> <li>• Intermediate</li> <li>• Senior</li> </ul>
	High Point Gaming Over 56" <ul style="list-style-type: none"> <li>• Junior</li> <li>• Intermediate</li> <li>• Senior</li> </ul>
	High Point Gaming 56" & Under <ul style="list-style-type: none"> <li>• Junior</li> <li>• Intermediate</li> <li>• Senior</li> </ul>

**REFERENCES:**

- [Purdue Extension Horse Project](#)
- [Indiana State Fair Book – Horse & Pony](#)

**IMPORTANT HORSE & PONY DATES:**

<b>May 15, 2024</b>	Deadline to enroll horses online— Your enrollment will not be complete if your animals are not enrolled online. Exhibitors who fail to register their animals online before the May 15th deadline will not be enrolled and therefore will not exhibit at the county or state fair.
<b>TBD</b>	Horse vaccination clinic – check with leader for further information.
<b>June 17, 2024</b>	Mini 4-Her's must be signed up to participate in the Mini 4-H horse show.
<b>June 28, 2024</b>	Fair Entry due
<b>TBD</b>	Deadline to register horses online for the State Fair.
<b>July 13 - 19, 2024</b>	Clay County Fair
<b>July 12, 2024 (6 – 9:00 PM)</b>	Horse check-in at the Clay County Fair
<b>July 13, 2024 (7 – 10:00 AM)</b>	Horse check-in at the Clay County Fair
<b>July 13, 2024 (2:00 PM)</b>	Contesting show at the Clay County Fair
<b>July 14, 2024 (9:00 AM)</b>	Western Show at the Clay County Fair
<b>July 14, 2024</b>	Mini 4-H Horse show
<b>July 15, 2024 (9:00 AM)</b>	English Show at the Clay County Fair
<b>July 18, 2024 (9:00 PM)</b>	Horses released
<b>August 2 - 18, 2024</b>	Indiana State Fair
<b>July 31 – August 4, 2024</b>	State Fair Horse Shows



Join the Horse & pony Band App to keep up to date on club information!



## Animal Identification

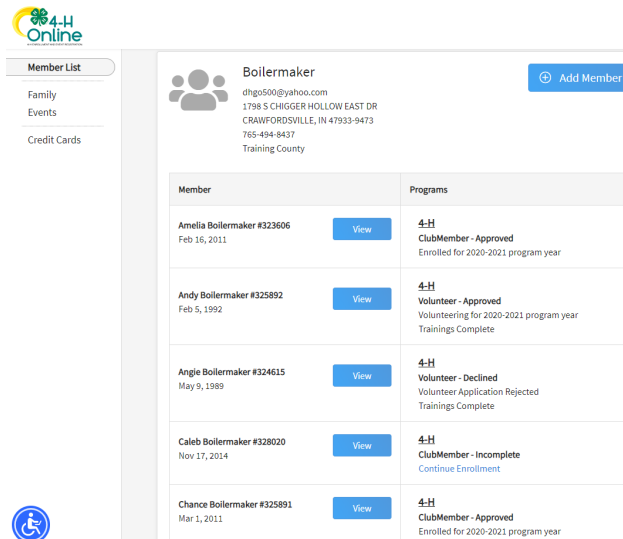
4-H members (Grades 3 – 12) must identify all Beef and Dairy Cattle, Goats, Horses, Llamas, Sheep and Swine in the 4-H Online system by the species deadline or earlier county deadline if applicable to be eligible for exhibition.

- Beef and Dairy Beef Steers, Beef Heifers, Beef/Dairy Feeder Calves, Dairy Cattle, Goats, Horses, Llamas, Sheep, and Swine must be entered into 4-H Online no later than May 15, 2024.

## Animal Identification in 4-H Online

Please complete the following steps to identify your livestock in the 4-H Online system.

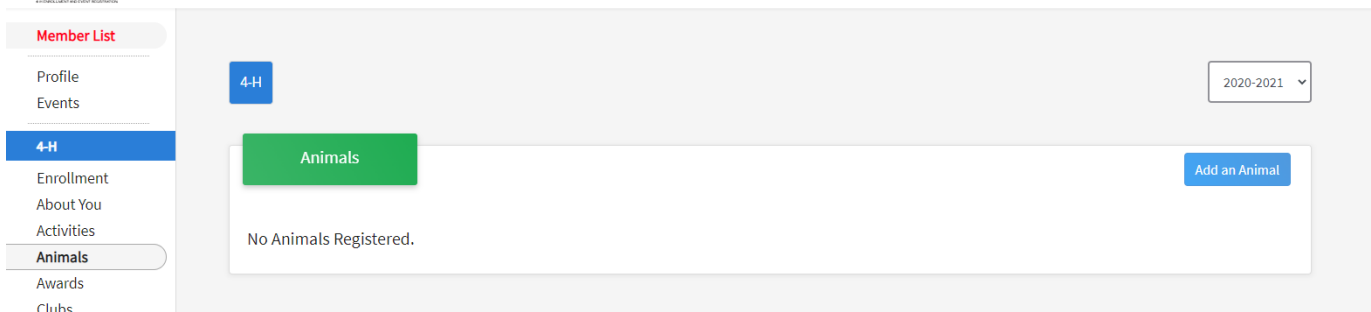
1. Login to your family profile at: <https://v2.4honline.com> using your family email address and password associated with your 4-H enrollment record.
  - a. If you have forgotten your password, please use the 'Reset password' option on the 4-H Online login page, and you will be sent a new temporary password.
  - b. If you have forgotten your family email address or turned in a paper 4-H enrollment form, please contact your local Purdue Extension Office for assistance.
2. Click View next to the Member's record for whom you would like to add an animal



The screenshot shows the 4-H Online Member List interface. On the left is a navigation menu with 'Member List' selected. The main content area shows a profile for 'Boilermaker' with contact information and an 'Add Member' button. Below this is a table with two columns: 'Member' and 'Programs'.

Member	Programs
Amelia Boilermaker #323606 Feb 16, 2011	4-H ClubMember - Approved Enrolled for 2020-2021 program year
Andy Boilermaker #325892 Feb 5, 1992	4-H Volunteer - Approved Volunteering for 2020-2021 program year Trainings Complete
Angie Boilermaker #324615 May 9, 1989	4-H Volunteer - Declined Volunteer Application Rejected Trainings Complete
Caleb Boilermaker #328020 Nov 17, 2014	4-H ClubMember - Incomplete <a href="#">Continue Enrollment</a>
Chance Boilermaker #325891 Mar 1, 2011	4-H ClubMember - Approved Enrolled for 2020-2021 program year

3. Click Animals in the navigation pane.
4. Click the blue "Add an Animal" button. (even if you have previous year animals that can be registered again, click "Add an Animal")

The screenshot shows the 4-H Online 'Animals' page. The left navigation pane has 'Animals' selected. The main content area features a '4-H' label, a dropdown menu set to '2020-2021', a green 'Animals' button, and a blue 'Add an Animal' button. Below these elements, it states 'No Animals Registered.'

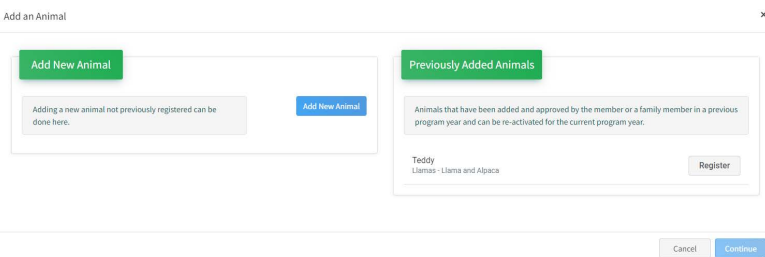




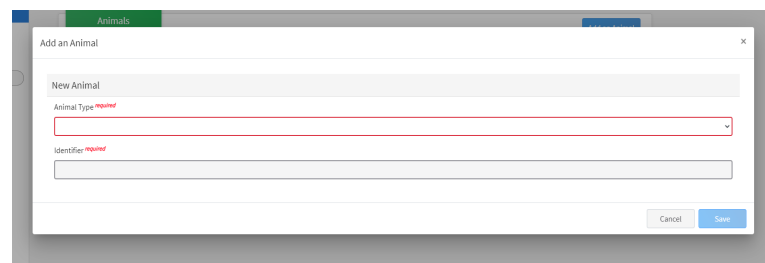
- Click on "Add New Animal" to start adding a new animal **or** if you have animals that carry over from the previous year you **"Register"** those. Animals that can be registered from previous years **must be REGISTERED** every year by completing this step. You cannot select a previous year and assume they are there. Animals that carry over are Dairy Cattle Females, Horse&Pony, Llama&Alpaca, Dairy Goat Females, and Pygmy Goats (move onto step 9 if registering previous animal).
- Select the appropriate animal type from the drop-down menu.
- Enter the required Tag, Tattoo, or Animal Name as directed for the first step that will then allow you to proceed to the remaining identification process. (see Key) →
- Click Save.

### Key

Animal Type	Required Identifier	What do I put in this field?
Beef and Dairy Beef Steers	Tag	5-digit County Tag
Commercial and Market Heifers	Tag	5-digit County Tag
Beef Cow-Calf Pair	Tag	Calf's tag
Beef Feeder Calves	Tag	5-digit County Tag
Beef Registered Heifers	Tattoo	Tattoo
Dairy Feeder Steers	Tag	5-digit County Tag
Dairy Cattle Females	Animal Name	Animal's name
Dairy Goat Females	Tattoo	Tattoo
Dairy Goat Wethers	Tattoo	Tattoo or NA (if not applicable)
Meat Goats	Tattoo	Tattoo or NA (if not applicable)
Pygmy Goats	Tattoo	Tattoo, Microchip, or Scrapie ID
Horse and Pony	Animal Name	Animal's name
Llama and Alpaca	Animal Name	Animal's name
Sheep	Tag	5-digit County Tag or Scrapie ID (commercial ewes) or registration number(breeding ewes)
Swine Barrows	Tattoo	Earnotch (Pig's Right Ear-Pig's Left Ear)
Swine Gilts	Tattoo	Earnotch (Pig's Right Ear-Pig's Left Ear)



The screenshot shows a web interface for adding an animal. On the left, there is a green button labeled "Add New Animal" and a blue button labeled "Add New Animal". Below the buttons is a message: "Adding a new animal not previously registered can be done here." On the right, there is a section titled "Previously Added Animals" with a message: "Animals that have been added and approved by the member or a family member in a previous program year and can be re-activated for the current program year." Below this message, there is a list of animals: "Teddy", "Llamas", "Llamas and Alpacas" with a "Register" button.



The screenshot shows a form titled "Add an Animal" with a dropdown menu for "Animal Type" and a text input field for "Identifier". Both fields are marked as "required". There are "Cancel" and "Save" buttons at the bottom right.

- Read the on-screen instructions for Animal ID requirements for County Fair and Indiana State Fair Exhibition.
- Click on the button "Show Questions" after reading the instructions.
- Required fields are indicated, but be sure to complete all other visible fields as applicable.
- Click next once completed. If animals have been carried over, the ID information will already be there.
- Upload any files if required or necessary for the particular Animal type. For animals that are carried over, new photos and files must be uploaded each year.
- Click next once completed.
- Review the entered information. Use the Back button at the bottom of the page to return to the previous screen to make corrections if needed.
- Once the entered information is correct and reviewed, click the Submit button.
- The animal information will display on the screen with the status, created, modified, and submitted date and time stamp (local time). You will also receive a confirmation email upon submission.
- To add more animals for the same member repeat steps 3-17. To add animals for another member return to the Member List and View another member.

**\*\*Note\*\*** Members are able to edit Animal ID information until the species specific Animal ID deadline of **May 15, 2024**. Click on the Animals tab from your account at any time to view the status for all of the animals for a member in the family.

## Family Enrollment of Animals

Animals are automatically co-enrolled within the same family (Siblings and step-siblings). The animals may be identified under a single 4-H member in 4-H Online and be exhibited by a different sibling listed in the same family profile. **With this capability in 4-H Online, animals do not need to be entered under each 4-H member in the family.** The exhibit management program will allow a member to select to exhibit any animal identified by the family in 4-H Online. It is suggested that at least 1 animal be identified by each member enrolled in the project.