



2026
Home & Family
Arts Show



Benton
County Fair





Dear Creative Friends of Benton County,
We would like to personally invite you to enter items into the Benton County Fair Home & Family Arts Open Show. All items are welcome! If it fits in the door and is made with your creativity, we would love to have it on display during the Benton County Fair. Projects will be on display in the South Event Hall.

Table of Contents

Divisions.....	1
General Policy.....	2
Judging Guidelines.....	3
Kids Corner.....	4-6
Crafts.....	7-8
Woodworking.....	9
Display Only.....	9
Sewing.....	9-10
Needle Arts.....	10-14
Foods.....	15-17
Canning.....	17-19
Fine Arts.....	20-21
Photography.....	21
Floral.....	22
Perfection of Bloom.....	22
Real Flower Arrangements.....	23
Potted Plants.....	23-24
Silk Flower Arrangements.....	24





Divisions

KIDS

CRAFTS

WOODWORKING

SEWING

NEEDLE ARTS

FOODS

CANNING

FINE ARTS

PHOTOGRAPHY

FLORAL

SEWING





General Policy

Fair management and department chairpersons will not be responsible for loss or damage to articles exhibited, however precautions will be taken to promote safety of the entries.

Who May Enter

- Open to everyone-no age restrictions
- 4-H members may participate but cannot enter the same item in both the 4-H Show and the Home & Family Arts Shows in the same year.
- All entries will be judged based on quality, except for children's categories that are judged by age.

Entry Classes

- Separate classes are available for:
 - Novices
 - Professionals
- A professional is defined as someone who:
 - Actively teaches a skill or
 - Sells finished products with the intent to make a profit

Entry Information

- **Unlimited Entries:** exhibitors can submit as many items as they wish
- **Original Work:** each item must be created entirely by the exhibitor, unless the rules for a specific category say otherwise
- **Recent Creations:** entries must have been made within the last three years, unless a specific category has a different requirement
- **No re-entries:** items previously shown in the Benton County Home & Family Arts shows are not eligible to be entered again.
- **Functional Presentation:** items should be presented as they were meant to be used (e.g. a table cloth should be displayed on a table, not folded; a framed painting should be hung or propped.)

Display Only

- Display Only articles are for exhibit only, not to be judged
- May be entered by the creator, or a friend or family member of the creator.

Entry Fees

- Children's Entries - Age 12 & Under - FREE
- All Other Entries:
 - \$1.00 each - up to 5 entries
 - Unlimited entries \$5.00
- Payment Methods:
 - Cash
 - Checks payable to Benton County Fair Board

Entry Check-in

- New location: South Event Hall
- Friday, July 10 5:00 p.m.- 7:00 p.m. and Saturday, July 11 9:00 a.m.- 12:00 p.m.

Entry Check-out

- All entries will be checked out Sunday, July 19 from 4:00 p.m. - 7:00 p.m.
- Any articles left after 7:00 p.m. will not be the responsibility of the Benton Fair Board or the Home & Family Arts Committee



Judging Guidelines

- Qualified professional judges will conduct all judging
- Participant names will be concealed during judging
- No awards will be given to exhibits deemed unworthy, even if there is no competition in the category
- Judges will evaluate entries based on:
 - workmanship
 - preparation for exhibit
 - suitability for intended purpose
 - beauty and originality of design
 - harmony of color and materials
- Original works take precedence over copies for grand champion judging
- Judges may provide written comments to help exhibitors improve
- The committee or judge may reclassify entries if in the wrong category
- Judges' decisions are final
- Crafts, Woodworking, Sewing, Needle Arts, Fine Arts and Photography will be closed judging
- Foods, Canning, Perfection of Bloom, Flower Arrangements and Potted Plants are open judging
 - Food may be picked up as soon as judging is completed. Items left will be donated.

Awards

- Entries will be judged as blue, red, or white ribbon work
- Entries not receiving a blue, red, or white ribbon may receive a participation ribbon
- Champion and Reserve Champion ribbons will be awarded at the judge's discretion
- If awarded, exhibitor will receive a \$10 award

People's Choice Awards

Everyone will have the opportunity to vote for your favorite entry in each category.

Make your voice heard - cast your vote and support your favorites!



—•—
Kids Corner at the Fair

Levels: Age 6 and under
Ages 7 to 12

Class KC - Kid's Crafts

- 201 Ceramics - items made from molds & painted by exhibitor
- 202 Pottery - hand built clay pieces
- 203 Weaving - hot pads, baskets, other items
- 204 Yarn Creations
- 205 Scrapbooking - one page front and back or entire book
- 206 Models
- 207 Ornaments
- 208 Perler Beads (plastic beads melted together with an iron)
- 209 Jewelry
- 210 Christmas
- 211 Foam Art Creations
- 212 Recycled Art Creation
- 213 Other



Best Kid's Craft Award

—◆◇◆—

Class KF - Kid's Foods

- 201 Cakes
- 202 Breads
- 203 Cookies
- 204 Candy
- 205 Decorated Cake or Cupcakes (3 for display)
- 206 Other
- 207 Fresh Vegetable - plate of 6 or 1 large item

Best Kid's Food Award





Class KFA - Kid's Fine Arts

- 201 Drawing
- 202 Painting
- 203 Clay
- 204 Sculpture
- 205 Fiber/Weaving
- 206 Print
- 207 Multi-media
- 208 Photography - single photo
- 209 Other



- art work does not need to be ready to hang
- if previous 4-H project, please remove all labels

Best Kid's Fine Arts

Class KFL - Kid's Floral

- 201 Large Bloom - one large, any variety
- 202 Small Bloom - set of 3, one variety
- 203 Fresh Arrangement
- 204 Potted Arrangement
- 205 Sild Arrangement
- 206 Other



Best Kid's Floral Award





Class KN - Kid's Needle Arts

- 201 Knitting
- 202 Crocheting
- 203 Needlepoint Cross-stitch
- 204 Plastic Canvas
- 205 Latch Hook
- 206 Christmas
- 207 Cross-stitch
- 208 Other



Best Kid's Needle Art Award



Class KS - Kid's Sewing

- 201 Any Kid's Sewing



Best Kid's Sewing Award



Class KW - Kid's Woodworking

- 201 Woodworking - any woodworking or carved pieces



Best Kid's Woodworking Award





Domestic Arts Department

Class C - Crafts: Adult Crafts - 13 & up

100 Leather

101 Basketry

102 Other Types of Baskets

103 Dolls & Soft Sculpture

104 Toys

105 Decoupage

106 Jewelry

107 Handmade Flowers

108 Ceramics

109 Plaster Craft

110 Macrame

111 Stenciling

113 Stained Glass

114 Decorations for Holiday

115 Calligraphy

116 Beaded Crafts

117 Household Decorations

118 Wood Decorations - ornamental, wall, other

119 Potpourri Item

Leather & Basketry

Beginner: 1 - 5 years experience

Advanced: 11+ years experience

Intermediate: 6 - 10 years experience

Professional





Class C - Crafts: Adult Crafts - continued

120 Painted Sweatshirt

121 Decorated Clothing

122 Christmas at the Fair - any medium or material

123 Pottery

124 Weaving

125 Scrapbooking

126 Stamping

127 Items made from recycled materials

128 Braided Rug

129 Woven Rag Rug

130 Latch Hook from kits

131 Latch Hook original

134 Needle Punch Rug or item

135 Tied Throw Blanket (fleece)



Best of Crafts

Champion Ribbon & Certificate

Reserve Champion Ribbon





Class W - Woodworking

- 001 Refinishing & Rebuilding Furniture
- 002 Woodworking
- 003 Wood Turning
- 004 Wood Sculpture
- 005 Carving
- 006 Wood Toys
- 007 Wood Burning
- 008 Christmas
- 009 Professional
- 010 Other



Best of Woodworking

Champion Ribbon & Certificate

Reserve Champion Ribbon



Class DO - Display Only

Articles for exhibit only - not to be judged.

- 001 General



Class S - Sewing

Items may have been worn but needs to be clean and pressed.

- 001 Infant
- 002 Child
- 003 Adult





Class W - Sewing - continued

004 Home Decor

005 Personal Accessories

Most Innovative Sewing Project Award

This award is given in memory of Linda Nally for a sewing project using the most unique repurposed items

Best of Sewing

Champion Ribbon & Certificate

Reserve Champion Ribbon



Class N - Needle Arts

Articles entered for competition must have been made by the exhibitor within the last three years, with the exception of tablecloths, bedspreads, afghans, and quilts. For quilts, the quilting does not need to be done by the exhibitor.

Knitting

001 Clothing

002 Accessories - scarf, hat, mittens, etc.

003 Afghan

004 Knitted Lace

005 Knitted Doily

006 Kitchen Accessories

007 Garment made from knitting machine

009 Christmas

010 Other







Class N - Needle Arts - continued

Crocheting

- 011 Clothing
- 012 Accessories - scarf, hat, mittens, etc.
- 013 Afghan
- 014 Tablecloth
- 015 Accessories - potholders, dishcloths, etc.
- 016 Broomstick Lace Article
- 017 Handmade Lace
- 019 Doilies
- 020 Crocheted Doll
- 021 Christmans
- 022 Other



Best Yarn Needle Art

Champion Ribbon & Certificate

Reserve Champion Ribbon

Needlepoint

- 023 Picture, Pillow, or Wall Hanging - made from a kit
- 024 Picture, Pillow, or Wall Hanging - original
- 025 Purse
- 026 Personal Item - eyeglass case, belt, etc.
- 027 Chair Seat or Back of Chair





Needlepoint - continued

028 Sampler

029 Plastic Canvas

030 Christmas

031 Other




Crewel

032 Picture, Sampling, or Wall hanging

033 Christmas

034 Other



Embroidery or Stamped Cross Stitch

035 Pillow cases, placemats tablecloth

036 Picture or Sampler


037 Needle Punch

038 Candle Wicking, Chicken Scratch

039 Machine Embroidery Item

040 Christmas

041 Other



Counted Cross Stitch

042 Samplers & Pictures

043 Counted with Beads

044 Pillows, Garments, Breadcloths





Counted Cross Stitch - continued

045 Use of waste canvas of garment

046 Christmas

047 Other

Other Counted Threadwork

048 Hardanger

049 Huckweaving

050 Swedish Weaving

051 Christmas

087 Other

Best Thread Needle Art Champion Ribbon & Certificate Reserve Champion Ribbon

Quilts

Please specify if professionally quilted by someone else

300 Pieced - hand quilted

301 Pieced - machine quilted


302 Pieced - hand and machine quilted

303 Hand Pieced

304 Applique - hand quilted

305 Applique - machine quilted

306 Applique - hand and machine quilted





Quilts-continued

Please specify if professionally quilted by someone else

307 Applique

308 Quilt made by multiple techniques or machines

309 Patchwork Quilted Pillow - hand quilted

310 Patchwork Quilted Pillow - machine quilted

311 Applique Pillow - hand quilted

312 Applique Pillow - machine quilted

313 Comforters - tied

314 Quilted Items

315 Christmas

316 Miniature Quilts - less than 12 inches, specify if hand, machine quilted or both

317 Wall - hangings - greater than 12 inches in any direction and ready to hang, specify if hand machine quilted or both

318 Baby Quilt

319 Quilted Clothing

320 Lap Quilt

321 Other



Best Quilted Needle Art
Champion Ribbon & Certificate
Reserve Champion Ribbon





Class F - Foods

FOOD SAFETY RULE FOR IN COUNTY AND STATE-WIDE COMPETITIONS from Purdue University

Baked Product

- Filling, frosting, glazing, pie filling, and meringue, whether uncooked or cooked, are not permitted to contain cream cheese, whipped cream, milk or eggs, pasteurized eggs. Eggs cooked to 160° may be used.
- Home-canned fruits, vegetables or meat are not permitted in baked products.
- Recipe cards must be provided that show which ingredients were used in each part of the product. Each recipe must be printed or typed on a recipe card no larger than a half sheet of paper, covered in plastic or placed in a ziploc bag and attached to the product. If the card is not present, the entry will not be judged due to food safety and allergy avoidance reasons. Do not put the exhibitor's name on the recipe card.
- Contestants should carefully wash their hands and make sure that their hands do not have any open cuts while preparing food. Baked products should be transported and stored in chilled cooler (40° F).
- Food items can be on or in disposable or non-disposable containers. Do not use meat styrofoam trays from grocery stores.
- A sample of cake, coffee cake or pie will remain on display. If you want to take home your remaining food items they must be picked up when judging is complete.





Baking

001 Cakes

002 Coffee Cakes - no yeast

003 Other Cakes & Dietetic Cakes

004 Quick Bread

005 Fancy Yeast Bread

006 Yeast Bread - loaf of white

007 Yeast Bread - loaf other than white

008 Yeast Bread - bread machine

009 Yeast Rolls - 6

010 Sweet Rolls - 6

015 Muffins

016 Corn Bread - 6

017 Other Breads & Dietetic Breads

018 Pie - one or two crust, regular or dietetic. No eggs or milk.

019 Cookies - any type - 6

020 Christmas

027 Box Mix Adaptations - baked product using a box mix as an ingredient. Cake or cookie.



Best of Baking 001 - 027

Champion Ribbon & Certificate

Reserve Champion Ribbon





Candy and Decorated Cakes

Decorated cakes will be judged on decoration only, so pans or boxes may be iced.

028 Any type of candy - 6 pieces

029 Christmas

030 Decorated Cake - professional

031 Decorated Cake - amateur

032 Decorated Cupcakes

Best of Baking Candy & Decorated Cakes

Champion Ribbon & Certificate

Reserve Champion Ribbon



Class F - Foods - Canning

Judging Guidelines from Ball

We recognize the following guidelines as authorities in safe food preservation and recommend using package instructions and Ball books listed.

Ball Blue Book Guide to Preserving

Ball Complete Book of Home Preserving

USDA Complete Guide to Home Canning

- Entries must be labeled with product name, date of preparation, processing method used and processing time.
- Please put rings on the jars for safety
- All preserved foods must have been prepared within a one-year period prior to the judging date.
- Late seasonal vegetables and fruits, such as tomatoes and peaches can be from last year.
- Judges do not taste preserved foods as part of the Ball Fresh Preserving Award Judging.



Judging Criteria



Filled Jar

- Headspace must correspond to instructions on the jar and lid packaging or the reference guides listed. The top of the finished recipe or liquid covering produce should provide adequate headspace as stated in approved guidelines.
- Air bubbles must be kept to a minimum. Gas bubbles denote spoilage: they are identified by movement of bubbles to the surface of the product while the jar is stationary.
- Bands should remain in place to transport preserved food. Remove band carefully to determine if the headspace is correct. Replace bands for product display.

Heat Process

- Methods used to heat process foods must comply with current preserving guidelines as stated in the approved reference guides. The boiling water process for acid foods and steam pressure process for low acid foods are the only recommended methods to heat process foods for shelf storage.
- Times for heat processing preserved foods correctly vary depending on each specific recipe or food type. Processing times must be in agreement with those listed in the approved reference guides.

Product Appearance

- Produce should be free from blemishes, stems, pits and peels. Some recipes may state stems, pits and peels are not removed. This is acceptable if the recipe is in keeping with all other preserving guidelines.
- Liquid must be clear and free from small particles unless there are ingredients added to the recipe that would naturally affect its clarity.
- Color of the finished product should be as close to its natural characteristics as possible or standard for the cooked product.
- Texture is affected by heat processing; however, the finished product should not appear over-cooked or broke down.
- Ingredients should retain their shape and size based on the type and preparation method. Cut pieces, of uniform size, should be packed evenly in the jar, yet allow adequate room for liquid to circulate throughout the jar.
- Safety is of utmost importance. An entry exhibiting spoilage or not in compliance with judging guidelines must be disqualified.





Canning

- | | | |
|----------------------|----------------------|-------------------------------|
| 039 Pickles - whole | 045 Beets | 051 Salsa |
| 040 Pickles - sliced | 046 Carrots | 052 Canned fruits or fillings |
| 041 Relish | 047 Vegetable soup | 053 Jelly |
| 042 Green beans | 048 Spaghetti sauce | 054 Jam |
| 043 Tomatoes | 049 Other vegetables | 055 Marmalades and butters |
| 044 Tomato juice | 050 Catsup | 056 Meat, canned |
| | | 066 Other |



Best of Canning
Champion Ribbon & Certificate
Reserve Champion Ribbon


Fresh Vegetables

- 067 One single plate of one kind of vegetable - 6 items
 068 Largest vegetable - 1 item

Best Fresh Vegetable Plate Certificate
Best Large Vegetable Certificate

Gifts from the Kitchen

- 069 Jar mixes - display as you would give as a gift
 070 Kitchen craft - using herbs, spice sachets, dried vegetables
 071 Caramel corn - display 1 pint include recipe
 072 Snack mix - display 1 pint and include recipe



Best Gift from the Kitchen Certificate





Fine Arts Department

- Pictures must be wired, framed and matted for hanging. Signatures on paintings must be covered. Entries with wet frames or canvases are not acceptable. Pictures that do not meet the specifications will be dropped a letter grade.
- You may enter more than one exhibit in a class or medium. Keep in mind they will be judged against each other.
- All entries will be classified in the age division on the entry tag. Names on entry tags will be covered during judging.
- The term ‘original’ is defined as those works that are not copies from any other previous picture, photograph, sketch, print or drawing that is not your own. Traced designs are not original. Paint by number is not allowed.
- Kits, molds and patterns are not acceptable.
- Any copy or near copy of any entry previously shown by an exhibitor at the Benton County Fair may not be entered.
- Written descriptions are needed for each item. This will help with judging and placing ribbons on entries.

Example: Still Life of Blue Birds (type and color)

Age Divisions

Division 1 - Young adults ages 13 -18

Division 2 - Intermediate age 19+

Division 3 - Advanced, Teachers or Professionals



Class FA - Fine Arts

- | | | |
|-----------------|---------------------------|----------------------------|
| 001 Oil | 011 Oil Pastels | 021 Carving |
| 002 Acrylic | 012 Crayon | 022 Modeling |
| 003 Water Color | 013 Markers | 023 Wheel Thrown Pottery |
| 004 Tempera | 014 Colored Pencils | 024 Assembled |
| 005 Pen & Ink | 015 Combination of medium | 025 Realistic |
| 006 Brush & Ink | 016 Relief | 026 Folk Art |
| 007 Pencil | 017 Intaglio | 027 Fabric |
| 008 Charcoal | 018 Lithograph | 028 Reverse Glass Painting |
| 009 Chalk | 019 Silk Screen | 029 On Stain Glass |
| 010 Pastel | 020 Lino Print | 030 Other |



Best Fine Arts
Champion Ribbon & Certificate
Reserve Champion Ribbon & Certificate



Class PH - Photography

- 031 Black and white 35 mm or digital
- 032 Color - 35 mm or digital
- 033 Manipulated - computer enhance or Photo Shop used



Best of Photography
Champion Ribbon & Certificate
Reserve Champion Ribbon & Certificate



—•—
Floral Department

- Allowing multiple entries per person per numbered section as long as they are different varieties. All entries must be garden - grown materials.
- Clear marble gems are acceptable in vases for weight and holding the stem upright.
- Use clear glass container only.
- Use an appropriate size vase or jar to hold the stem of flowers.
- Please remove foliage below the water line.
- Remove pollen when possible.
- It is not recommended to bring blooms in an antique or valuable vase or container.
- Blue, red or white participation ribbons will be awarded. Prize awarded in each class.

Class BL - Perfection of Bloom

Perfection of Bloom means the bloom (flower head) is symmetrical, not over mature, is true to type with a fairly long stem bearing healthy foliage.

*Please list the variety of flower on your entry form.

001 Any Annual - one bloom, one variety

002 Any Perennial - one bloom, one variety

003 Herbal specimen - one annual variety

004 Herbal specimen - one perennial variety



Champion & Reserve Champion Ribbons

Class RFA - Real Flower Arrangements

Flower arrangements will be judged for design, suitability of flowers to container, quality of flowers, color harmony and general appearance.

- 001 Miniature arrangement - not to exceed 6" in any dimension
- 002 Patriotic arrangement - using red, white & blue colors - flowers or vase
- 003 Dinner table arrangement
- 004 All white arrangement
- 005 Arrangement in utility container - sugar bowl, pitcher
- 006 Arrangement of assorted flowers in basket
- 007 Arrangement using dried flowers
- 008 Arrangement using fresh roadside material in a suitable container
- 009 'Demolition Derby' - fresh material in any metal container
- 010 'Livestock Judging' - fresh foliage and/or flowers in any appropriate 'livestock' container
- 011 Christmas



Champion & Reserve Champion Ribbons

Class PP - Potted Plants

- 001 Foliage specimens - one specimen
- 002 Vines - one specimen - English Ivy, German Ivy, etc.
- 003 Flowering potted plants
- 004 Planters - planters containing at least 3 plants with two or more species. Planter not to exceed a length of 15".
- 005 Hanging basket or bag





Class PP - Potted Plants-continued

006 Cactus

007 Christmas

009 Other

Champion & Reserve Champion Ribbons

Class SFA - Silk Flower Arrangements

001 Bouquet

002 Corsage or boutonniere

003 Arrangement

004 Arrangement - over 12" tall

005 Other



Champion & Reserve Champion Ribbons





The Home & Family Arts Show
will be in the
South Event Hall
(new budling at front of the fairgrounds)

Entry Check-in:
Friday, July 10 5-7:00 p.m.
&
Saturday, July 11 9 a.m.- Noon

Food entries should be picked up
when judging is completed on
Saturday afternoon.
Items left will be donated.

Entry Check-out:
Sunday, July 19
4:00 p.m.- 7:00 p.m.
Any articles left after 7:00 p.m. will not be the responsibility
of the Fair Board or the Home & Family Arts Committee.



Volunteers Needed for the Home & Family Arts Show!

Would you be willing to donate a few hours of your time to help make the
Home & Family Arts Show a success?

We're looking for volunteers to assist with:

CALL for VOLUNTEERS

-Entry check-in

-Judging support

-Check-out

-Sitting in the building during fair hours

Shifts are 3 hours long, beginning at noon on Tuesday, July 14 through Sunday, July 19.

If you're available to help, please contact Jane Smith at 765-366-7050 or call the
Extension Office at 765-884-0140.

Your help makes a big difference—thank you!

