


COLLECTIONS

Mini 4-H



Draft Developed by:
 Purdue University Cooperative Extension Service
 Area 7 4-H Youth Development Educators from
 Blackford, Delaware, Fayette, Franklin, Henry, Jay,
 Madison, Randolph, Rush, Union, & Wayne counties

Indiana Academic Standards

This project will address the following Indiana Academic Standards:

Kindergarten

K.3.1 Describe the objects in terms of the materials they are made of such as clay, cloth, paper, etc.

K.6.1 Describe an object by saying how it is similar to or different from another object.


Grade 1

1.6.1 Observe and describe that models, such as toys, are like the real things in some ways but different in others.

1.6.2 Observe that and describe how certain things change in some ways and stay the same in others, such as in their color, size, and weight.

Grade 2

2.5.6 Explain that sometimes a person can find out a lot (but not everything) about a group of things, such as insects, plants, or rocks, by studying just a few of them.





Mini 4-H Parent's Page



Welcome to the Mini 4-H Program! Mini 4-H is designed for youth to explore a variety of project areas:

Your child received this project manual when enrolling in Mini 4-H. This manual will provide fun, age-appropriate learning activities throughout their year(s) in Mini 4-H and their interest in this project.

As a Mini 4-H parent, your job will be to guide and encourage your child through the activity. It is highly suggested that you do not complete the activities for them. Instead, help them, guide them, work with them, and let them do all that they possibly can. The 4-H motto is "learn by doing" and is the best educational tool that we can provide for youth.

Additionally, the Mini 4-H program is set up to allow your child to exhibit a project at the 4-H Fair. This project is based upon information within this manual.

The 4-H Fair is an exciting time for 4-H members and families. It is a time that allows community youth to showcase their talents, interests, and enthusiasm for learning.

Mini 4-H is fun! Your child will certainly enjoy it. You can have fun too, by guiding and helping as your child participates in the program. Encourage and praise your child as he/she has fun learning and sharing with you.

If you have any questions regarding Mini 4-H or other 4-H programs, please contact your local Extension Office.



Mini 4-Her's Page



Welcome to Mini 4-H! You are now a member of the 4-H family. You are a special person.

Mini 4-Hers have lots of fun! There are lots of activities for you to explore. You can try new things. You can share it with your friends and family.

Mom, Dad, or another adult can help you with your project. Bring your project to the 4-H Fair and lots of people will be able to see what you have done. You also get a ribbon made just for Mini 4-Hers.

Things to Know About 4-H

The 4-H Symbol:

A four-leaf clover with an "H" in each leaf.

The 4-H Colors:


Green and white

The 4-H Motto:

To make the best, better.

The 4-H Pledge:



I pledge my HEAD to clearer thinking,
my HEART to greater loyalty,
my HANDS to larger service, and
my HEALTH to better living, for my club,
my community, my country, and my world.



What Are Collections?

A *collection* is a group of items that have something in common. We collect many things. Some things we enjoy collecting and other things we would rather not collect.


Do you like to collect things? Do you have special things that you look for when you are with your family and friends? Do you ever go on a walk and pick up things along the way? Many of us do, and that is one way collections start.



Joke Time!

What will a rock genie do when you tell it your wish?
It'll granite! (It'll grant it!)


Activity 1, continued



Here are some things to think about:
What rooms did you pick? Why?

Which room had the most groups of things?

What is your favorite collection? Why?



Activity 2 — What Do You Collect?

You will need:

- Pencil
- This activity sheet

Here is what to do:

- List 5 things you collect.
- Fill-in the squares of the chart below.



Thing	How many do you have?	Does this collection cost very much?

Here are some things to think about:

What is your favorite collection?


Why do you collect things?

What are some things family members collect?

Activity 3 — Where Did It Come From?

You will need:

- Pencil
- This activity sheet



Here is what to do:

- List 5 things you collect.
- Investigate! Where did these things come from? Were they a gift? From whom? Fill in the squares of the chart below.

Thing	Where Did It Come From?

Here are some things to think about:

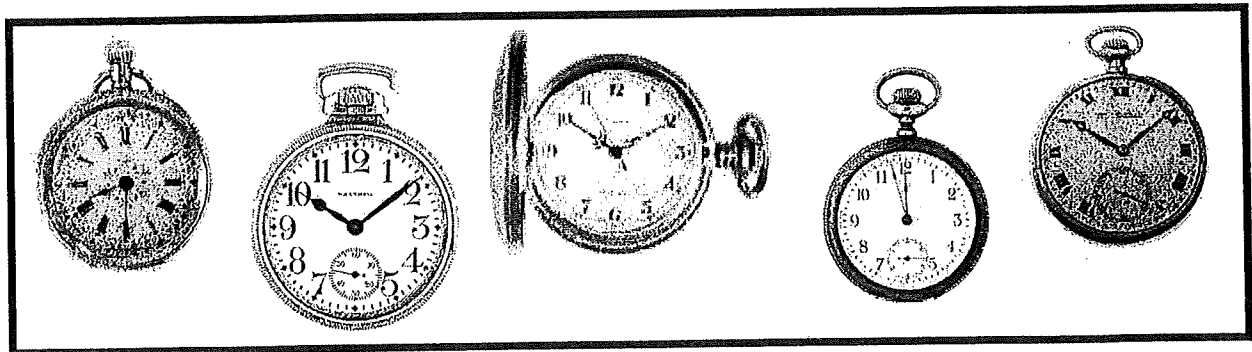

Were your items given to you?

Why do you think people gave you these things?

Collections & History

Many people begin collecting things because they have been passed down to them from a parent or grandparent. One item could be a special piece of jewelry. A person may get jewelry from different people. Suddenly, they have a collection.

Antiques are a favorite for many people to collect. Antiques are things that are old. They have a special value because of their age. You can get an antique from family or friends. You can also buy antiques at special stores.





Activity 4 – Antiques



You will need:

- Pencil
- This activity sheet



Here is what to do:

- Visit a museum, library, or shop that has antiques. Find 5 antiques that you like.
- Fill in the squares of the chart below.

Antique	How old is it?	How much is it worth?

Here are some things to think about:

What was the oldest thing you found? _____

What was the most expensive thing you found? _____

Why does it cost so much? _____

Were there any antiques collections? What were they? (example-dishes) _____

What were your favorite antiques? _____

Why? _____

How to Begin Your Collection

The fun thing about collecting is that you can collect anything you want. There is no right or wrong collection. The best place to begin is to explore. What do you like to do? What kinds of things do you like?




Try collecting things that are easy to find around the house or yard. Many people collect leaves, rocks, feathers, seeds, or insects. Once you get the hang of collecting, try a second collection. There are so many things that you can collect. Here is a short list. Can you name any more?

Stamps	Pictures
Coins	Stickers
Pencils	Postcards
Medals	Shells
Buttons	Dolls
Toy trucks	Coffee mugs

Need help identifying them? You can look up your items in books at home or at your library. Many parents, friends, or hobby stores can help you, too. If you are collecting insects, you do not need to know the scientific names.

So what are you going to collect?

Stamps



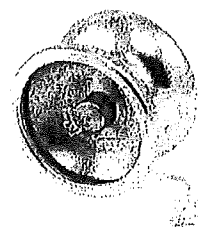



What to Exhibit



Here is a list of projects that can be shown at the County Fair. Pick one project you would like to try. You do not have to make them in any order. If you have any questions, please call the Extension Office. There are people there who can help you.

- Collect and exhibit 5 items or 5 pairs of items. These articles can be rocks, coins, insects, salt and pepper shakers, pencils, or any kind of fun collection. Attach a 3x5-inch card that tells what you collected and why you collected the items.
- If you take Collections more than one year, add 5 more articles to your collection each year.
- Go to a museum and look around at the collections of things. Write a short report on your visit. Here are some things that you might want to put in your report:
 - ◊ Why do museums collect articles? List some things they collect.
 - ◊ Ask someone who works at a museum how they get things for their collections.
 - ◊ What is the best collection of items? What is the most unusual? (If a museum is not in your home area, try the library.)
- Talk to family and friends. Ask them what they like to collect and why they like to collect it. Then make a chart to show your information.




How to Exhibit Your Items

You can exhibit your collections in many ways. Be creative! Make sure that when you put your collection together it will stay together through the fair.

Still need some hints? You can make a poster or scrapbook, use a shoe or cigar box, and egg cartons work great, too! Are your items very small? Try plastic bags or bottles. Anything will work if it helps keep your collection neat and clean!

For information on how to label your project, when to enter it in the Fair and where the project needs to go, please contact your Extension Office.

Have Fun!



Reviewed and Edited by Area 7 Extension Educators

Rae Ann O'Neill, CED, 4-H/Youth Development, Blackford County
Rich Chalupa, 4-H/Youth Development, Delaware County
Bethany Ratts, 4-H/Youth Development, Henry County
Jane Richards, 4-H/Youth Development, Delaware County
Jonathan Ferris, CED, AgNR, 4-H/Youth Development, Fayette County
Cindy Hartman, CFS, 4-H Youth Development, Fayette County
Angie Riffle, CED, 4-H Youth Development, Franklin County
Cara Kobza, 4-H Youth Development, Jay County
Gary Simmons, 4-H/Youth Development, Madison County
Beth Leonhard, 4-H/Youth Development, Madison County
Laura Mickler, CFS, 4-H/Youth Development, Randolph County
Dan Kirtley, CED, AgNR, 4-H/Youth Development, Randolph County
Kristie Amos, CED, 4-H/Youth Development, Rush County
Jennifer Logue, CED, AgNR, 4-H/Youth Development, Union County
Debra Searcy, CED, 4-H/Youth Development, Wayne County

Compiled by

Debra Searcy, Extension Educator, CED, 4-H/Youth Development
Carolyn Miner, 4-H/Youth Development, Delaware County
Purdue University Cooperative Extension Service

January 1998

Revised, November 1998

Revised, January 2009

PURDUE AGRICULTURE

It is the policy of the Purdue University Cooperative Extension Service that all persons have equal opportunity and access to its educational programs, services, activities, and facilities without regard to race, religion, color, sex, age, national origin or ancestry, marital status, parental status, sexual orientation, disability or status as a veteran. Purdue University is an Affirmative Action Institution. This material may be available in alternative formats.

PURDUE
UNIVERSITY

Purdue Extension
Knowledge to Go
1-888-EXT-INFO

Order or download materials at the *Purdue Extension Education Store* • www.extension.purdue.edu/new