



4-H



4-H Academy at Purdue



MINI 4-H

DIFFERENT SEGMENTS

Public Speaking



DIFFERENT COLORS



General Projects

To Make the Best
BETTER



Livestock

2024 Shelby County Handbook



2024

4-H

HANDBOOK

4-H PLEDGE

I pledge

*MY HEAD to clearer thinking,
MY HEART to greater loyalty,
MY HANDS to larger service,
& MY HEALTH to better living
for my club, my community,
my country, and my world.*

4-H MOTTO

“To make the Best Better”

4-H COLORS

4-H Green and White

It is the policy of the Purdue University Cooperative Extension Service that all persons have equal opportunity and access to its educational programs, services, activities, and facilities without regard to race, religion, color, sex, age, national origin or ancestry, marital status, parental status, sexual orientation, disability or status as a veteran. Purdue University is an Affirmative Action institution. This material may be available in alternative formats.

Extension Office Information.....	4
2024 Ten Year 4-H Members	5
4-H Online & Fair Entry	8
4-H Checklist.....	9

General Information 11

Indiana 4-H Program Philosophy & Expectations	12
Member Behavioral Expectations	13
Grievance Procedure	16
Shelby County Statement of Policy... ..	18
Exhibition Deadlines.....	21
4-H Trips/Workshops.....	23
Scholarships	28

Indiana 4-H Foundation

Club Activities	31
4-H Performing Arts.....	31
Spring Flower Fundraiser	31
Poinsettia Fundraiser	32
Dates to Remember	33
4-H Clubs and Leaders	45
Special Clubs	47
Superintendents and Assistants	48
4-H Advisory Council.....	49

2024 4-H Fair Events	50
2024 4-H Changes	51

Spark Clubs & Workshops

Animal Science Spark Club	54
Beef Workshop	54
Cat Workshops	54
Cookie/Cupcake Spark Club.....	55
Dog Workshops	56
Poster Workshop.....	57
Shooting Sports	58
Llama.....	58
RT2.....	59
Swine.....	59

**Demonstrations, Public Speaking
& Legacy**

"Present Yourself"	62
Public Speaking	62
Poultry & Rabbit Illustrated Talk	62
Demonstration	63
Interactive Demonstrations.....	63
Informative Presentation.....	64
Professional Persuasive Pres.....	64
Creative Writing	65
4-H Legacy Group.....	66

Mini 4-H.....	67
Mini 4-H Workshops	69
Projects.....	70

General Projects..... 73

Shelby County Exhibition General Rules	74
2024 Grade Levels for Projects	75

General Project Judging Schedule.....	76
Aerospace.....	78
Animal Education	79
Arts & Crafts.....	80
Arts & Crafts.....	80
Ceramics.....	80
Fine Arts	81
Construction & Architectural Replica	82
Needle Craft.....	82
Models	82
Wearable Art.....	83
Barbecue	84
Beekeeping	85
Bicycle Poster	86
Bicycle Rodeo	86
Cake Decorating	87
Cat Poster	88
Child Development.....	89
Collections	90
Computer	91
Construction Sets.....	97
Consumer Clothing	98
Consumer Livestock.....	100
Cookie Decorating.....	101
Creating With A Mix.....	102
Creative Writing	103
Crops	104
Cupcake Decorating.....	105
Do Your Own Thing.....	106
Dog Poster.....	106
Electric.....	107
Entomology	109
Family Project	112
Floriculture	112
Foods (Baked)	115
Food Auction.....	118
Foods (Preserved)	119
Forestry	122
Garden.....	123
"Just For Fun"	126
Genealogy	127
Geology	132
Gift Wrapping	133
H.E.L.P	134
Health	135
Home Environment	136
Horseless Horseman	137
Indiana Heritage.....	138
Junior Leaders	139
Llama/Alpaca Fiber Craft.....	141
Llama/Alpaca Fleece	141
Llama/Alpaca Poster	141
Microwave Cooking.....	142
Photography.....	143
Poultry Poster	144
Rabbit Poster	145
Reading	145
Recycling	146
Robotics	147
Scrapbook.....	149
Sewing Construction	150
Sewing For Fun.....	155

Shooting Sports	156
Small Animals	157
Small Engines	158
Soil and Water Science	159
Sportfishing	160
Sports	160
Tractor	161
Veterinary Science	163
Weather & Climate Science	164
Weeds	164
Welding	166
Wildflowers	167
Wildlife	169
Woodworking	169



Livestock and Other Animals	171
General Information	
2024 Show Times	172
2024 Required Animal ID	174
2024 Animal Ownership Policy	175
Livestock & Animal/General	
Exhibitors Rules	176
Indiana 4-H Quality Livestock Care ..	177
Exhibition Deadlines	180
Herdsmanship	180
Mental Attitude Award	181
Showmanship	181
Shelby Royal Showmanship	181
Erin O'Neill Memorial Scholarship ..	182
Livestock Auction for 4-H Animals ..	183
Animal Health Requirements	184
Livestock and Animal Projects	
Beef Cattle	185
Cat	187
Dairy Cattle	188
Dog Obedience and Leader Dog	190
Goat	194
Horse & Pony	198
Llamas & Alpacas	203
Poultry	205
Commercial Chickens	206
Exhibition Chickens	206
Egg Classes	207
Pigeons	207
Waterfowl	208
Turkeys	209
Poultry Royalty	209
Decorated Egg	210
Rabbit	211
Rabbit Ambassador Contest	212
Sheep	214
Swine	216
Shelby County Fairgrounds Map	218
Record of Achievement	219
Instructions	219
Auction Buyers, Trophy Donors	221

Online 4-H Resources
 • Shelby County 4-H Website:
www.extension.purdue.edu/shelby

**Cooperative Extension Service
Shelby County Office
20 W Polk Street, Suite 201
Shelbyville, IN 46176-2096
317/392-6460
Fax: 317/392-4928
www.extension.purdue.edu/shelby**

Bailey York, 4-H Youth Educator

The 4-H Youth Educator oversees the 4-H program for Shelby County. They work with the 4-H Advisory Council to coordinate the 4-H activities and provides direction to all 4-H leaders and project superintendents. She can be reached at york40@purdue.edu

**Scott Gabbard, Agriculture & Natural Resource Educator
County Extension Director**

As the Director of Purdue Extension Shelby County, Scott oversees the functions and well-being of the office and its programs. Scott coordinates Agriculture/Natural Resources programs to provide information to farmers, agribusiness and consumers about agricultural and home horticultural issues. He can be reached at gabbardd@purdue.edu.

Diana Stone, Health & Human Science Educator

The HHS educator provides programming in the areas of human development, financial management and consumer questions. She can be reached at stoned@purdue.edu

Evelyn Stover, Administrative Assistant

Evelyn assists with the Health & Human Science and Agriculture & Natural Resource programs. She also manages the day-to-day office transactions and activities. Evelyn can be reached at stover15@purdue.edu.

Natalie Russell, 4-H Secretary

The 4-H Secretary can answer your questions about 4-H materials and enrollment. She can be reached at russe238@purdue.edu

Cindy Kuhn, 4-H Program Assistant

As the 4-H Assistant, Cindy helps with day-to-day running of many of the 4-H programs. She also helps secure judges, trophies, and sponsors for the county fair. Cindy can be reached at cmkuhn@purdue.edu.

Matt Hunt, Nutrition Education Program Assistant

Claire Rivron, Nutrition Education Program Assistant

The NEP Assistant works with families and individuals of all ages to help improve their nutrition knowledge and practices. For more information, you can call 317-392-6460.

The **Shelby County Purdue Extension Office** is here to help members and volunteers with all of your 4-H needs. We provide 4-H leaders and 4-Hers with a variety of resources and tools to help make their 4-H experience more enjoyable.

Some of our services include:

- 4-H forms, project manuals, and materials
- Information about 4-H programs and projects
 - Newsletter called "SC 4-H News"
- Linking 4-Hers with 4-H clubs, leaders, and project superintendents
 - 4-H in the classroom programs

CONGRATULATIONS TO OUR 10 YEAR 4-H ERS



Ainsley Balaska

Ainsley is the daughter of Ann & John Balaska. She is a Senior at the Indiana Connections Academy. Her favorite 4-H project is Photography Salon prints. She has earned numerous awards for this project—Overall Reserve Grand Champion, Champion Color Salon print, Champion and Reserve Champion Black & White Salon print, Honorable Mentions and had a State Fair entry 4 times with a salon print. Her most memorable 4-H experience is going to the fair on the first day to see how her projects did. She plans to go to a college of Art and Design for costume design.



Abigail Bridges

Abby is the daughter of Andy & Laura Bridges. She is a Senior at Franklin Community High School. She is a member of the Brandywine Cloverleaf 4-H Club, Shelby County Sheep & Goat Club, Junior Leaders and Canine Classics Dog Club. She has been President & Secretary of her 4-H Club and is currently President of Junior Leaders and is a representative on the 4-H Advisory Council. She has been awarded the Outstanding Junior Leader in 2023, the Brandywine Cloverleaf Queen and was the 2022 Sheep Herdsman winner. She was also a 2023 Shelby Royal participant and was awarded the Erin O'Neill Memorial Scholarship in 2023. Her favorite 4-H projects are Dog Obedience and Meat Goats. Her most memorable 4-H experience was being named the 2022 winner of the overall Goat Showmanship and being able to participate in the 2023 Shelby County Royal. She has made it a goal to help younger showmen become more comfortable in the show ring. As a mentor to younger kids, she enjoyed the opportunity to be a role model for them. Abby plans to go to Ivy Tech and major in early childhood Education with a goal to be a preschool teacher and explore other special education opportunities.



Ella Connolly

Ella is the daughter of Kelly & Matt Connolly. She is a Senior at Shelbyville High School. She is a member of Union Ags and Shelby Gradatim 4-H Clubs. Her favorite project was the gift wrapping basket made of a garden hose, with gardening tools inside of it. She has received blue ribbons, Reserve Grand Champions (2016 & 2019), Champions (2015, 2017, 2018, 2021, 2022, & 2023), Grand Champions (2018 & 2022) and all of her projects that went to State Fair received blue ribbons. Her most memorable experience was volunteering with the electric project judge last summer. Ella plans to attend Butler University for Pharmacy.

Joshua Goodwin




Nathan H.R. Everhart

Nathan is the son of Ted & Jennifer Everhart. He is a Senior at Indiana Agriculture and Technology School. He is a member of the Blue Ribbon 4-H Club. His favorite 4-H project is Sheep and his most memorable 4-H experience is winning Grand Champion Ewe and going to the Grand Drive at the Indiana State Fair with his Tunis market lamb. He plans to sell Tunis breeding show lambs and market lambs and help on the family farm. He also plans to go a local trade school like Ivy Tech for additional Ag classes.



Ellie Gosser

Ellie is the daughter of Brad & Amanda Gosser. She is a Senior at Southwestern Jr/Sr High School. She is a member of Southwestern Shamrocks 4-H Club. Her favorite project is Beef Cattle where she has been awarded Grand Champion Steer in 2018 and Reserve Grand Champion Steer in 2021 and 2023. She was also the Shelby County Royal Champion in 2022. Her most memorable 4-H experience is spending a week in the barns with her family every summer and getting “the nod” from her dad every time that she did well in a class. Ellie will be attending Purdue University with plans to receive a Masters Degree in Veterinary Science with emphasis on Bovine Reproduction.




Joshua Hadler

Joshua is the son of Randall & Melanie Hadler. He is a Senior at Shelbyville High School. He is a member of the 4-H Shooting Sports Club and Junior Leaders. His favorite project is making targets for Shooting Sports and he has won 2 Champion, 1 Reserve Grand Champion and 2 State Fair entries for his Shooting Sports project. His most memorable 4-H experience was going to King’s Island for the Junior Leader achievement trip. Joshua will be attending Ivy Tech for Paramedic Science to become a Firefighter Paramedic.



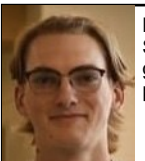
Maxine Higdon

Maxine is the daughter of Jay & Kim Higdon. She is a Senior at Southwestern Jr/Sr High School. She is a member of the Southwestern Shamrocks 4-H Club. Her favorite projects are Recycling and Photography. Her most memorable 4-H experience was when she got a Champion ribbon on her bench that she made out of a pallet, tire rims, and pieces of gate for her Recycling project in 2023. She plans to attend Ivy Tech then transfer to a college after 2 years to become an OB/GYN nurse.



Sophia Higdon

Sophia is the daughter of Larry & Amy Higdon. She is a Senior at Triton Central High School. She is a member of the Brandywine Cloverleaf 4-H Club. Her favorite projects are Shooting Sports and Scrapbooking. Her most memorable 4-H experience has been entering projects into the county fair and seeing how much she grew from year to year. Also seeing herself improve in self-esteem, confidence and leadership skills. Sophia plans to attend Ivy Tech for 2 years for general studies and then attend Grace College to pursue a career in the nursing field (travel nurse).



Brock Kuhn

Brock is the son of Brett & Emily Kuhn. He is a Senior at Shelbyville High School. His favorite project is Swine. His most memorable 4-H experience is getting to show his pig with his family watching him and cheering him on. He plans to study Electrical Engineering.



Emma Leap

Emma is the daughter of Ryan & Melissa Leap and Niki & Tracy Henningsen. She is a Senior at Greensburg High School. She is a member of the Liberty Lucky Charms 4-H Club. She has been the activities leader and the secretary for the club. Her favorite projects are Swine and Photography and she has had several state fair entries for sewing and photography. She really enjoys waking up early to take the pigs the first day of the fair. She states "it is always so exciting for fair week to be starting". She plans to go to college and major in Nursing.



Maggie Leap

Maggie is the daughter of Ryan & Melissa Leap and Niki & Tracy Henningsen. She is a Senior at Greensburg Community High School. She is a member of the Liberty Lucky Charms 4-H Club where she has held the office of Secretary. Her favorite projects are Swine and Child Development. She has been a 3 time reserve grand champion for Child Development, a Grand Champion for Child Development, Reserve Grand Champion Market Hog and a Champion intermediate Swine showman. Her most memorable 4-H experience was winning reserve grand champion barrow in 2021. She plans to go to college and PA school to specialize in pediatrics.



Brady Schonfeld

Brady is the son of Brian & Christy Schonfeld. He is a Senior at Morristown Jr-Sr High School. He is a member of the Triton 4-H Club. His favorite projects are Meat Goats and Construction Sets. His most memorable 4-H experience is winning the Grand Champion Dairy Goat Wether. He is planning a future in Welding, HVAC and plumbing.



Keith Settles

Keith is the son of Matthew & Angela Settles. He is a Senior at Waldron Jr/Sr High School. He is a member of the Southwestern Shamrocks 4-H Club where he has served as President. His favorite 4-H projects are Crops and Foods (for which he has received a Reserve Grand Champion). His most memorable 4-H experience is practicing making my Foods exhibit with his sister that she received a blue ribbon on. He used the same recipe for his exhibit and received Reserve Grand Champion. He hasn't let her live it down yet! For the future, Keith plans to farm alongside his dad.



Henry Smith

Henry is the son of Autumn Martin. He is a Senior at Triton High School. He is a member of the Triton 4-H Club. His favorite project is Legos. His most memorable 4-H experience has been working on his projects every summer and then seeing them displayed at the fair. Henry plans to go to college to study Agriculture and is currently learning to weld.



Carter Snapp

Carter is the son of Robert & Elizabeth Snapp. He is a Senior at Southwestern Jr/Sr High School. He is a member of Southwestern Shamrocks 4-H Club. His favorite project is Grain Crops for which he has twice won Grand Champion. His most memorable 4-H experience was when he walked into the 4-H building and saw his grain jar with the purple ribbon and being so proud of what he was able to achieve. He plans to become a Biological Engineer.



Emily Tyree

Emily is the daughter of Michael & Stacey Tyree. She is a Senior at Waldron Jr/Sr High School. And is a member of the Hoosier Horseman 4-H Club. Her favorite project is Horse & Pony and has received awards of High Point Senior, Grand Showman and Grand Champion Halter in this project. Her most memorable 4-H experience was the first time she won Grand Champion Halter. Emily plans to attend Hanover College to study Biology and work in the environmental science field.



Madalin Winiacki

Madi is the daughter of Alison Batton. She is a Senior at Shelbyville High School. She is a member of the Hendricks 4-H Club. Her favorite projects are Swine, Goats & Scrapbook and received a Grand Champion ribbon for her Sewing project. Her most memorable 4-H experience is meeting a lot of my close friends there. Madi plans to pursue a career in Tattooing.

ENROLLING IN 4-H

To enroll in 4-H you will use the 4-H Online website (www.v2.4honline.com). If you are new to 4-H, you will need to set up a family profile and a log in. Please follow the step by step instructions for doing this. You may contact our office to get these instructions or they are also available on the website. IF you are returning to 4-H, please DO NOT set up a new family profile. You will go to the one you previously set up. Use your e-mail address and password. If you cannot remember your password, there is an option to reset it. If you cannot remember the e-mail address associated with your account, please call our office and we can help you with that. We do not know your password! You must re-enroll in 4-H and Mini 4-H each year. If you are having problems, please call our office. Enter the projects you would like to take. If you are showing livestock (Beef, Dairy Cattle, Dairy Goats, Meat Goats, Pygmy Goats, Horse & Pony, Llamas, Alpacas, Sheep & Swine), you will need to go into your 4-H Online account and enter those animals (give the information that is asked for when you click the Animals tab on the left of your screen. The deadline for entering your animals in 4-H Online is May 15th. You MUST complete this step before you can enter your animals in the Fair Entry website to let us know which animals you will be exhibiting. They must also be there if you are exhibiting at the Indiana State Fair. We will let you know when this part of the website (4-H Online) is open for you to enter the information. Cats, Dogs, Poultry, & Rabbits do not need to be entered in 4-H Online but will need to be entered in the Fair Entry Website.

FAIR ENTRY

This separate website is to let us know what you will be exhibiting at the Shelby County Fair. It is also how we can print our your exhibit tags and how we print judge's sheets. It will be open May 1 - 21. The website is www.fairentry.com. You will use same login and password that you use for 4-H Online. Please see above for the list of animals that need to be in the 4-H Online Animal section. They must be entered in 4-H Online for the animals to be carried over to Fair Entry. This website will tell us divisions of general projects and classes for livestock. This step is important for participating in our Shelby County Fair. Members who have not entered their projects and/or animals in Fair Entry by the May 21st deadline will not be eligible to collect premium money for projects not entered. Please be sure to make your entries, both Livestock and non-livestock, in Fair Entry!

Livestock—Must identify the classes they will be showing their animals in. Those missing the deadline will be able to show their animal in its class and receive feedback from the judge but receive no placing. They will still be able to participate fully in showmanship classes.

Non-Livestock—Must identify the classes they will be entering their project in. Those missing the deadline may compete and the highest placing in "blue".

Your 4-H Reminder Checklist!

4-H Enrollment...Join the Fun!

- 1-Enroll in 4-H on v2.4honline.com (must be completed annually)
 - *select your 4-H Club (information located in handbook, or county website online handbook and/or can call the office to find a club that fits your needs)
 - *Choose your projects (project details and listings can be found in the online handbook or picked up at the extension office)

Now that you're enrolled in the Shelby County 4-H Program, here are some items for SUCCESS!

- 1-Arrange a time with the extension office to pick up your project-specific manuals, record sheets, record book (all first year members get a record book free, which is to be used for your entire 4-H career) and any other project-specific items.
- 2-If you are showing animals/livestock you will need to pick up or download from the county extension website these forms
 - *Pen Reservation/Location Form
 - *Auction Form (\$10) fee: optional
 - *Lease papers (if leasing any animals)
 - *Horse and Pony Class Entry Forms (if showing horses)
 - *Read our bi-monthly newsletters (SC4-H News)-mailed to your home address and available electronically!
 - *Like and follow us on Facebook (Shelby County, IN 4-H)!
 - *Read our weekly emails (sent to primary email on your 4Honline profile) for all current and upcoming information!

Preparing for the Shelby County Fair!


- 1-Work on your projects. If you have any questions, contact the office, the project superintendent or your club leader. All contact numbers are listed in your hand book.
- 2-Drop/Add any projects on the 4Honline profile by May 15th.
- 3-May 15th-**BIG DAY!**
 - *Animal/Livestock Pen Reservation/Location Form due to the extension office.
 - *Auction Form and \$10 due to extension office, if selling your animal.
 - *Lease Agreements due to the extension office, if leasing your animal.
 - *Last day to drop/add projects
 - *All animal identification (Beef, Dairy Cattle, Dairy Goats, Meat Goats, Pygmy Goats, Horse & Pony, Llamas, Alpacas, Sheep & Swine) must be in 4-H Online.
- 4-Around the 1st of May you will receive a letter in the mail showing what you are enrolled in on your 4-H online profile to assist you in entering your project information into Fair Entry.
- 5-Enter your project entries for the Shelby County Fair in the Fairentry website (www.fairentry.com) which will be open **May 1st -21st**. This is a separate website and **all** general and livestock projects **must** be entered here.

Livestock—Must identify the classes they will be showing their animals in. Those missing the deadline will be able to show their animal in its class and receive feed back from the judge but receive no placing. They will still be able to participate fully in showmanship classes.

Non-Livestock—Must identify the classes they will be entering their project in. Those missing the deadline may compete and the highest placing in "blue".
- 6-At the end of May, you will receive your projects tags, judging schedules and fair passes in the mail to the home address you have listed on your 4Honline profile.
- 7-Wednesday the week before the fair (or before, example—at project judging) your Green Record Book must be turned in by 4:00 p.m. to the extension office.
- 8-Check the handbook, letters and online for the project judging schedule.

After Fair Information:

- 1-Projects and premiums will be picked up the Monday after the fair. See your handbook and newsletters for time and dates.
- 2-If your project has a placing sticker instead of a ribbon, please be sure to pick up your ribbon at project check out.



GENERAL INFORMATION

Projects exhibit requirements, completion requirements, and resources



Indiana 4-H Program Philosophy & Expectations



The Indiana 4-H program serves the youth of Indiana by providing a strong educational youth development program. This program delivers educational experiences in a variety of settings. Caring, capable, and contributing adults assist in the 4-H program as models for youth. The rich heritage of the 4-H Program is one to be valued and passed along to future generations

The Indiana 4-H Youth Policies and Procedures Handbook includes certain standards and guidelines to assure that 4-H is a positive youth development program. Legal authority for the 4-H program rests with the Director of Cooperative Extension at Purdue University. No county 4-H policy may conflict with state 4-H policy or with federal guidelines and requirements. County 4-H policy is guided by the county 4-H policy making or governing board (i.e., 4-H Council) as provided by the 4-H Youth Development program.

Deadlines for county and state participation should be carefully constructed so as to encourage rather than to discourage participation. Such deadlines should be well published. Members not complying with established and published dates and deadlines for exhibition may be denied the opportunity to exhibit.

It is the policy of 4-H to be an inclusive organization. No county policy or practice should be used to arbitrarily exclude youth from either membership or participation. Youth should participate in 4-H Youth Development opportunities at levels and times that best suit the youth's development.

Volunteers and Extension Educators may not require youth to attend 4-H club meetings in order to complete 4-H or exhibit their work unless a safety meeting required at the state level is required for the project.

Membership: Youth may become 4-H members when they enter the third grade and may continue their membership through the completion of grade 12. Individuals may continue membership for a maximum of ten (10) years.

- Exceptions:
1. Youth who enroll in grade 3 and are advanced academically (thus graduating early) may continue for a total of 10 years ONLY if the enrollment occurs in consecutive years.
 2. Those youth who are academically advanced and "skip" 3rd grade may begin the program as a 4th grader and may continue for a total of 10 years ONLY if the enrollment occurs in consecutive years.
 3. Those youth who enroll in grade 3 and are retained a grade in public school may continue to progress through the 4-H Program by adding subsequent years of participation, but MAY NOT exceed 10 years of participation. For example, if a member is retained one year in school (public, private or home), their final year of 4-H membership would conclude the summer following their junior year of high school.
 4. Those youth who entered the program in 3rd grade and for one reason or another leave formal education prior to the completion of 12th grade may continue for a total of 10 years ONLY if the enrollment occurs in consecutive years.
 5. Additional exceptions may be requested to the State 4i-H Leader or his/her designee.

NOTE: 10 years of membership in the 4-H Youth Development is an opportunity—not an entitlement. Those youth who do not enroll as 3rd grade students or meet the exceptions above, conclude their involvement with the program during the summer immediately following the completion of their senior year in high school.

An individual's 4-H grade is determined by the school grade in which he or she is classified at the time of year he or she enrolls in 4-H. A member does not advance in 4-H grade until he or she enrolls in 4-H for the subsequent year. Each member should enroll in the division of a project/subject that would best suit his/her interest and potential for personal growth and would enhance their family involvement.

Opportunities in the 4-H program are available to all Indiana youth as defined regardless of race, religion, color, sex, age, national origin or ancestry, genetic information, marital status, parental status, sexual orientation, gender identity and expression, or disability. Married individuals and parents who meet school grade requirements to participate in Indiana 4-H are eligible to fully participate in the 4-H program and are eligible for all benefits therein. All participants must participate by the same terms and conditions and/or guidelines regardless of marriage or parental status. Membership in 4-H is gained by annually enrolling through the Purdue University Cooperative Extension Service Office located in each of Indiana's 92 counties.

The Indiana 4-H Youth Development program year is October 1 to September 30 annually. Individual 4-H enrollment is an annual process attained by completing individual 4-H enrollment via the 4HOnline enrollment process. Statewide 4HOnline enrollment occurs annually October 1.

Mini 4-H Non-Competitive Policy: Mini 4-H is a program designed to encourage positive development of children, Kindergarten through second grade. Mini 4-H is not a requirement yet is available in the majority of counties in Indiana. The goal of Mini 4-H is to help young children explore friendships outside the family; explore the way in which things work; practice both small and large muscle control; and think about the ways people work together on projects.

The NON-COMPETITIVE learning environment for Mini 4-H includes:

1. Planned learning activities in which children are invited to be active and explore materials and ideas without the pressure of completing a specific product or exhibit.
2. Low adult/leader to child ratio that allows time for adults/leaders to provide individual, positive encouragement and assistance.
3. Simple, interesting activities that are fun.
4. Encouragement of children to participate in a group activity by sharing and or displaying their activity projects.
5. Rewards that are identical and/or ribbons of the same color for everyone.

DO NOT JUDGE projects, but instead discuss them with the child.

NOTE: Purdue University and the Indiana 4-H Youth Development Program do not support, endorse, or encourage 4-H programming for children prior to Kindergarten. 4-H Youth Development Extension staff members and 4-H Volunteers may not offer, or encourage others to offer, programming for children prior to Kindergarten.

Residence: Indiana youth typically enroll in 4-H in the county or state in which they reside. However, individuals living in one county **may** join 4-H in another county. There must be educational or social reasons for an individual joining 4-H in a different county than that of their primary residence. During a single program year, a 4-H member enrolled in a given project may enroll and exhibit that project only in one county or state of enrollment.

In the event that a project is not offered in the county of primary 4-H enrollment, a 4-H member may enroll in that specific project in a different county. Approval of this special exception rests with the 4-H Extension Educator in consultation with the State 4-H Office. Participation in 4-H related activities and events (i.e., judging, performing arts, auction) must be in the county of primary 4-H enrollment.

The above policy is not intended to provide an escape mechanism for 4-H members and families who are unwilling to follow the terms and/or conditions in their current county of 4-H membership. Decisions regarding 4-H membership in a non-resident county (a county you do not live in), rest with the 4-H Extension Educator in the receiving county in consultation with the State 4-H Office.

Behavioral Criteria: Four-H members, Volunteers, Parents and the Public: When attending, participating or acting in behalf of the 4-H program, all persons are expected to conduct themselves in accordance with accepted standards of social behavior, to respect the rights of the

others, and to refrain from any conduct which may be injurious to the 4-H program to persons and the 4-H program. As a participant in the Indiana 4-H Youth Development Program, I will:

- Respect, follow, and enforce the rules, policies, and guidelines established by the Purdue University Cooperative Extension Service, including all laws related to child abuse and substance abuse.
- Conduct myself in a courteous, respectful manner, exhibit good sportsmanship, and demonstrate reasonable conflict management skills. I will avoid any action that would obstruct or disrupt any 4-H activity, or that threatens or interferes with maintenance of appropriate order and discipline, and will also discourage others from any of those actions.
- Be truthful and forthright when representing the 4-H Youth Development Program. At no time, will I cheat or knowingly furnish false information.
- Present accurate, unaltered 4-H records
- Follow the specific terms and conditions of a given project, contest, or activity. I will also encourage others to follow these terms and conditions.
- Under no circumstances possess, distribute, consume, or be under the influence of alcohol, tobacco or tobacco-like products, electronic smoking devices (including, but not limited to, e-cigs, vapes, juuls), illegal drugs, or other dangerous substances at 4-H Youth Development Program events or activities.
- Under no circumstances distribute, misuse or abuse over-the-counter, homeopathic (including supplements and vitamins), or prescription medications.
- Under no circumstances possess or use weapons, fire crackers, chemicals or other materials that can be used to create an explosive mixture. Note: firearms and archery equipment utilized under the direct supervision of an approved and certified 4-H Shooting Sports Instructor at an approved 4-H Shooting Sports activity are acceptable.
- Recognize that verbal, physical, or emotional abuse, or any conduct which threatens or endangers the health or safety of any person will not be tolerated. Avoid any reckless or inappropriate behavior.
- Respect physical property of others. Theft of, or malicious damage to, property is not tolerated, nor is any unauthorized entry, use, or occupancy of any facility.
- Understand that failure to comply with equal opportunity and anti-discrimination laws, or committing criminal acts are not acceptable practices in 4-H Youth Development Programs.
- Embrace diversity among all youth and adult participants, helping each person to feel welcome and included in the 4-H Youth Development Program.
- Accept my responsibility to represent 4-H Youth Development Programs with dignity and pride by being a positive role model for others.
- Avoid inappropriate interactions with, and inappropriate displays of affection toward other persons. I will not have unapproved guests in sleeping quarters at overnight 4-H events, nor will I engage in sexual behavior.
- Wear clothing that is appropriate for the event or activity.
- Avoid using any lewd, indecent, or obscene conduct or language.
- Accept supervision and support from Extension staff or designated volunteers.
- Be mindful of and follow Purdue, Centers for Disease Control and Prevention (CDC), and other state and local health authority safety guidelines and procedures related to any epidemic or pandemic illness.
- Participate in appropriate orientation and training, including youth protection standards, sponsored by the Purdue Cooperative Extension Service.
- Operate machinery, vehicles, and other equipment in a safe and responsible manner.
- Not misuse fire equipment or sound a false fire alarm.
- Treat animals in a humane manner and teach program participant appropriate animal care and management.
- Use technology in an appropriate manner that reflects the best practices in youth development. During virtual 4-H activities, I will follow acceptable University practices being mindful of the virtual learning environment.
- Accept my responsibility to promote and support the 4-H Youth Development Program

in order to develop an effective county, state and national program.

When violations occur at out-of-county, district, area, state and/or national 4-H events, the following procedures will be followed:

- A. The parents/guardians may be contacted to arrange transportation home for the violator (s) AND,
- B. The local County Extension Youth Educator may be notified.

Exhibition: Exhibition of 4-H projects/subjects in local, county or state exhibits/fairs, in person or virtually, is voluntary on the part of the Exhibitor. The exhibition of 4-H projects/subjects provides 4-H members an opportunity to display their 4-H projects/subjects, enter into competition and participate in an educational/social environment with peers. With exhibition also comes the responsibility for abiding by all the terms and conditions pertaining to the respective 4-H project. All County and State Fair Exhibit shall obey the following:

- An exhibit may not be entered in more than one county or State Fair 4-H lot except in some animal classes where designated. In a State Fair lot requiring more than one item, all items must be exhibited by the same 4-H member. All parts of an exhibit made in one lot must belong to one 4-H member.
- All 4-H exhibits at the county and State Fair must be prepared during the current 4-H year. Eligibility rests solely with the State 4-H/Youth Development Department Head on entries in all 4-H classes.
- Any 4-H exhibit removed from display prior to the official release will be disqualified. Any 4-H placing/prizes (including ribbons, money, medals, trophies, etc.) awarded that exhibit will be forfeited.
- 4-H exhibitors having an entry in animal lots at State Fair are expected to show their own animals. In cases where this cannot be done, the owner may request a substitute showman. Substitute showmen must be approved in writing by the 4-H show manager, 24 hours prior to the showing of the animal(s) needing a substitute showman. Requests will only be granted for medical emergencies, conflicts with showing other animals, or desperate circumstances deemed unavoidable by the 4-H show manager. Failure to be excused from a job will not result in a substitute showman form.

Penalties: If, in the opinion of the State 4-H Youth Department Head or designee, evidence of alteration and/or excessive outside help and/or unethical preparation and/or misconduct is noted, the exhibit and/or 4-H'er may be disqualified and/or all premiums and/or awards forfeited and/or the 4-H'er may be subject to a three year disbarment from participation in that project and/or other related 4-H projects and/or events and/or activities and/or person(s) subject to removal from the grounds. Further, enforcement may be selective, which does not waive the State 4-H Youth Department Head's right to enforce collectively at a future date and in appropriate circumstances

Completion: The completion of a 4-H project may include a variety of options and must not be misinterpreted solely as exhibition of a project at a local, county or state fair. There are a number of ways that a young person may participate in the 4-H Youth Development Program in addition to the club-based option. Participating in these 4-H opportunities enable the youth to build skills that will serve them well throughout their adult lives.

4-H members are considered complete in their project work for that year when they have: (1) completed the 4-H Member Enrollment process prior to the established and published date for enrolling and (2) had an officially recognized 4-H volunteer/Extension Educator verify the existence of the completed project/subject or the member's participation in a 4-H educational experience-this could be in the form of an exhibit, poster, report, presentation, etc. Or, a member may choose to submit a completed record sheet in lieu of an exhibit to complete the club- or fair-based 4-H project/subject. The 4-H record sheet will be based on printed or web-based educational materials (used by Indiana 4-H Youth Development) and submitted prior to the established and published date.

Though exhibiting at the county fair is not required for project completion, as it does not necessarily relate directly to content and skills learned in the development of the 4-H

project, project exhibition is encouraged as a continuation of the educational experience.

Extension employees and volunteers are obligated and eliminate (and should not create) any practices that limit, deprive or tend to deprive any youth of opportunities for membership and/or participation in the Indiana 4-H program.

Per state and federal guidelines, volunteers and Extension Educators may not require youth to attend 4-H club meetings in order to complete 4-H or exhibit their work.

Exhibits entered after the project deadline will be counted complete, but given a participation ribbon. *Because this handbook contains information regarding activities throughout the year, the rules and guidelines contained herein are applicable from January 1 through December 31 of the current year.*

Grievance:

The grievance procedures outlined in this document are utilized as part of an internal process of the Indiana 4-H Youth Development program when grievances of 4-H members, their parent/guardians, or 4-H volunteers cannot be resolved via reasonable conversation. This policy affords the opportunity in those unique situations to allow voice or opinion to be heard when there is a dispute regarding 4-H participation, activities or programs. This is not a mechanism for complaints against individual 4-H members (or their families), 4-H volunteers, judging officials for competitive events, or Purdue Extension staff. All resulting decisions will be made in accordance with the Indiana 4-H Program's stated mission to be an inclusive organization designed to encourage and maximize youth participation. The rights of the individual filing the grievance are limited to those provided by Indiana 4-H Program policy.

Purdue University, as the Land Grant University in Indiana, is charged (by the United States Department of Agriculture) with implementing the 4-H Program in communities across the State of Indiana. Purdue Extension Educators in each Indiana county represent the university in local communities and have the responsibility of assuring all 4-H volunteers meet basic university criteria as they serve as representatives of the university. Purdue Extension Educators additionally provide oversight to 4-H volunteers including the assurance that Indiana 4-H Policies and Procedures are appropriately implemented in 4-H Program delivery.

Individual county 4-H policies and procedures should be created and reviewed to assure they do not contradict established statewide 4-H policies and procedures. If a contradiction is discovered during the grievance process, Indiana 4-H Program policy shall be followed in determining the grievance outcome.

1. Grievances are made by completing the Indiana 4-H Grievance/Appeal form with the burden of proof being the responsibility of the individual filing the grievance. The completed grievance/appeal form and supporting documentation shall be presented to the president of the 4-H policy-making body (e.g., 4-H Council) or the Purdue Extension Educator who works with the 4-H Program. (NOTE: concerns regarding staff, volunteers members or other individuals are not issues for which a grievance may be filed. 4-H volunteers are assigned by the 4-H Extension Educator. Concerns regarding 4-H volunteers, members, or other individuals should be addressed directly with the Purdue 4-H Extension Educator.)
2. Grievances pertaining to 4-H activities, programs or projects shall be filed within 14 days of an incident or occurrence. Grievances pertaining to county fair related issues are often time-sensitive and must be filed within 24 hours of the incident.
3. The grievance process occurs in the county where the issue or concern arises and offers two opportunities for a concern to be heard and reviewed.
 - A. The grievance is initially heard by an unbiased, representative grievance sub-committee of approved 4-H Volunteers. It is the Purdue Extension Educator as-

signed to 4-H Programming who shall annually work with the chair of the county 4-H Council to determine this committee's membership to include a combination of 3-6 of the following individuals: one representative of the 4-H Council; two 4-H volunteers serving as a 4-H club organizational leader; one member of the County Extension Board; one 4-H volunteer knowledgeable in the subject matter (project) of concern (this individual will vary dependent on the issue raised with the grievance); one youth representative; and up to three community leaders. The Purdue Extension Educator assigned to 4-H shall convene the group.

- B. The person filing a grievance may appeal a decision of the 4-H Grievance Committee to the State 4-H Program Leader or designee. The Program Leader or designee will review the facts in evidence and render a decision. This is the second and **final level** in the appeal process.

**The intent of a two level process is to assure different individuals have the opportunity to hear and act on the grievance. ALL individuals involved at any level of the grievance procedure are reminded of the importance of keeping discussions regarding grievances confidential.

To maintain the confidentiality of the parties involved, the grievance hearings at each level will be closed to the public. Only the individuals who have filed the grievance, the members of the grievance committee, and the Purdue Extension Educators will be present during each level of the grievance process.****The grievance process is internal to the Indiana 4-H Youth Development Program and meetings of the grievance committees are not subject to Indiana's Open Door Policy.

The Purdue Extension Educator assigned to work with the 4-H Program has the obligation to inform all parties that there is a grievance procedure if there are disagreements with policies.

The practice of charging fees from those filing grievances shall be eliminated and all counties will utilize the Indiana 4-H Grievance/Appeal Form as part of the grievance process.

Safety Policy:

The safety and well being of our 4-H youth is of the utmost importance. Although kindergarten is specified as the time when a child may participate in Mini 4-H and grade 3 for traditional 4-H events and activities, parents are encouraged to take into consideration their child's physical and mental development before agreeing to let the child begin to show, work with, or care for animals. Each child matures at a different rate, and children in grades K-2 may still be too young to begin showing, working with, or caring for animals.

The State 4-H Youth Department at Purdue University has agreed to allow Mini/Exploring 4-H members in grades K-2, to participate in some animal projects subject to certain conditions. These conditions are specified as follows.



Shelby County 4-H Statement of Policy



If at any time the safety of a 4-H member or 4-H animal is considered to be in jeopardy, the Shelby County Extension Director, under the authority of Purdue University, has the final decision on what action should be taken.

Enrollment: The online enrollment period for the Shelby County 4-H Program begins October 1. The cost to enroll in 4-H is \$20 per 4-H'er (\$5.00 will go to the county and \$15 will go to the State). The maximum amount per family will be \$60. For households with 4 or more members, the discount will be figured in the 4-H Online system. May 15th is the last date to add or drop any projects. After May 15th, any projects brought to the fair that are not enrolled will be for exhibit only. Dropping or adding projects must be done online. The total number of projects a 4-H member may enroll in should be determined by the member with guidance from his/her parents and 4-H Club Leader. Each child's ability varies, so the number of projects taken yearly must be determined on an individual basis. All 4-H members are encouraged to complete all of the projects in which they are enrolled. A 4-H member may enroll in more than one project category (division/section) each year, but may exhibit in only one category. 4-H'ers may enroll only in one age level and/or skill level each year. The parent/legal guardian and member must agree to abide by the following:

Parent/legal guardian Statement:

I (we) understand, agree to abide by, follow, and comply with the rules, policies and expectations of the 4-H program and will conduct myself (ourselves) in a courteous and respectful manner by exhibiting good sportsmanship and being a positive role model for youth. I (we) also understand that failing to do so will constitute grounds for sanctions against and/or dismissal of me (us) and/or the member from the program.

Member Statement:

I agree to follow the rules, policies and expectations of the 4-H program and will conduct myself in a courteous and respectful manner by exhibiting good sportsmanship and good behavior. I understand that failing to do so will result in sanctions, discipline, and/or dismissal from the program.

Changing, adding, or deleting projects deadline is May 15. Those in livestock/animal projects must follow any other deadline(s) established.

Project Workshop Sponsorship: Applicants wishing to attend workshops may qualify for financial assistance. Written requests should be directed to the County Extension Youth Educator.

Deadlines: The proper compliance with established, stated and published final dates and deadlines is considered an appropriate expectation of 4-H membership. Submitting things on time and following the rules is part of the 4-H learning experience and is considered a reasonable thing to do. Individuals not complying with these expectations may lose awards and privileges. This is especially true in animal projects where animal ownership, raising, and identification has a specific time line as part of the project requirements. Members not complying with established and published dates for exhibition may be denied any and all premiums or awards for that project. For paperwork due online, the due date stated is the deadline.

Participation: Attendance and participation at 4-H meetings is highly encouraged as a part of the overall educational experience. However, attendance or participation at club meetings cannot be required as a criteria for project completion. 4-H club meetings should be of the quality that 4-H members should want to attend, participate and learn something beneficial. Also, rewarding 4-H clubs, 4-H club members and 4-H volunteers for attendance and participation in club meetings, tours, workshops, local and county exhibits, etc., is encouraged. The rewards for participation in 4-H meetings, tours, and activities should be significant enough to cause the 4-H member to see the advantage of reacting positively. 4-H club volunteers and members of local clubs may establish goals for attendance, exhibits, completion,

etc., to meet the criteria established for awards and recognition for their clubs as long as they do not conflict with stated county, area and/or state policies.

Exhibit Eligibility: Any situations not covered by these rules shall be handled by the 4-H Youth Educator.

- Any exhibit removed from display prior to the official release will be disqualified. Any placings and prizes (including ribbons, money, medals, trophies, etc.) awarded to that exhibit will be forfeited.
- 4-H animals sold or purchased privately or offered for sale at public auction after the enrollment deadline and prior to the Shelby County Fair shall not be eligible to show.
- Animals shown at other shows after the enrollment deadline under different ownership will not be eligible.

Fraud and Deception: Fraud and/or deception will not be allowed relative to 4-H exhibits. "Fraud and/or deception" being defined to include, but not limited to, the following:

1. Tampering (altering) and/or misrepresentation relative to an animal's breeding, age, ownership, and/or method of preparation or completion;
2. Unethical fitting of animal exhibits considered as consisting of administration of any substance or performance of any surgical procedure, altering the animal's conformation and/or rendering its tissues unfit for human consumption at the time of exhibition or subsequent slaughter.
3. Exceptions include hoof trimming; dehorning; removal of hair; manipulation of normally attached hair; dubbing of game fowl; and treatments or surgical procedures applied to relieve pain and suffering of a sick or injured animal, providing such treatments do not render the animal's tissues unfit for human consumption.
4. For general projects, a project must be completed during the current program year and/or added to during the current program year. (The current program year will start after the first official day of the Shelby County Fair.) The same project may not be exhibited more than 1 year.

Determination of Fraud and Deception

1. The Grievance Committee will determine if fraud and deception has occurred. The committee's decision will be final.
2. The top five places in each livestock class and any suspect animals may be required upon conclusion of judging to submit to examination or tests as prescribed by the 4-H Advisory Council.
3. If the official determines that fraud and deception has occurred, the result will be immediate disqualification by the director in charge of that department. His/her decision will be final.

Penalty: Upon determination that fraud and/or deception has occurred prior to, during, or after judging, any one or more of the following penalties shall be imposed:

1. The exhibit in question will be immediately disqualified (reference "Determination of Fraud and Deception" above).
2. The exhibit will not be allowed to be sold in the 4-H auction.
In the case of an exhibit already sold at the 4-H auction, the Exhibitor will be required to refund/return all sale money in excess of market value to the 4-H Advisory Council. At the discretion of the 4-H Advisory Council, the money will be returned to the buyer or otherwise donated to the Shelby County 4-H Promotion Funds.
3. Any or all of the Exhibitor's other fair 4-H exhibits will be disqualified.
4. Any or all premiums, trophies and awards won by the Exhibitor in any or all county fair departments will be withdrawn and required to be returned or refunded to the county fair.
5. The 4-H Exhibitor and/or his/her immediate family members will be barred from competition at the Shelby County Fair 4-H shows for up to three years.

Due Process: The assessment of any or all penalty(s) for fraud and/or deception, excepting immediate disqualification (reference "Determination of Fraud and Deception" above), shall follow the processes listed below:

1. The director in charge of the department will determine which penalty (or penalties) to impose.
2. The Exhibitor will be notified in writing of the penalty (or penalties) imposed.

3. Within five (5) days of receiving written notification, the Exhibitor may appeal the decision in writing to the Shelby County Extension Youth Educator, who will turn it over to the Grievance Committee.
4. A date will be set for a hearing by the Grievance Committee, and the Exhibitor will be notified in writing.

NOTE: While 4-H officials and the Shelby County Advisory Council may confer and impose penalties at the same time, their decisions regarding penalties are separate.

Loss or Damage: The Shelby County 4-H Advisory Council and 4-H Department do not assume any liability for loss or damage to any article, but the attendants will use all precaution possible to avoid any losses or damage.

Judging: All exhibits will be judged on the basis of the entire exhibit requirements. A set or collection of articles will be judged as a whole unit, not individually. Project judging is open, except as indicated. Selection of placings higher than Honor Group is closed to all 4-H members. If you are unable to stay for your project to be judged, please check your project in with the Junior Leader project helper and it will be judged at the end. Awards will be made on the basis of merit. Judges in the Community and Brinson Hall Buildings will receive a copy of our exhibit rules prior to the fair. In order to insure that all exhibits in Honor Group or higher placings meet county requirements, these exhibits will be checked by a representative of the County Extension Office and a club leader, building superintendent or project superintendent prior to the judge's departure of the fairgrounds. **JUDGES' DECISIONS ARE FINAL!**

Grand Champion -- Highest award given to most deserving in a project area.

Reserve Grand Champion -- Second highest award given in a project area.

Champion -- Highest award given to most deserving in a project area division, selected from honor group blue ribbon winners.

Reserve Champion -- Second highest award given in a project area division.

Honor Group -- honorable mention, outstanding Blue Ribbon Winners.

Blue Ribbon -- First place group in general projects, and first place winners in each livestock/animal class.

Red Ribbon -- Second place group in general projects, and second place winners in each livestock/animal class.

White Ribbon -- Third place group in general projects, and third place winners in each livestock/animal class.

Pink Ribbon -- Fourth place winners in each livestock/animal class.

Yellow Ribbon -- Fifth place winners in each livestock/ animal class.

Green Ribbon -- Sixth place winners in each livestock/animal class.

Green Participation Ribbon -- Given on projects not meeting requirements and/or late entries. (Projects are graded down one ribbon for each requirement which is not met. If more than two requirements are missed, a green participation ribbon will be awarded.) Also given in livestock/animal projects for exhibits placing below Sixth place.

Orange Ribbon -- Denotes exhibits eligible for state fair exhibition.

Premiums: Premiums will be paid only to members who have enrolled in the project by the deadline date, and have submitted their white "My Record of 4-H Achievement" card with their completed and signed project record sheet(s) by the deadline. Premiums will be paid to 4-H members on all eligible projects, including livestock/animals, after the county fair on **Monday June 17, 2024 from 5:00 to 7:00 p.m.** For general projects, the following premiums will apply: Blue = \$2.00; Red = \$1.50; and White = \$1.25. Livestock/animal premiums are listed in their respective sections of this handbook. If 4-H projects are not picked up by release time, premium money will be forfeited. For hardship, refer to Hardship Procedure.

Record Books: All 4-H Record Books should be turned in to the 4-H Building Office at or before check-in time for their projects. In order to receive premium money, completed Green Record Books will be accepted **NO LATER THAN 4:00 p.m., WEDNESDAY, JUNE 5** (before the County Fair). Record books reflect the work of the 4-H member, and should be completed by the member neatly written or typed. Record books will be checked and returned to the 4-H'er at project check out. Late Green Record Books will be accepted until 4:00 p.m. on July 31st for 4-H year completion only. Members should keep in mind the following items, which will determine their completion:

Completion -- Questions on "My Record of Achievement" are suitably answered.

Dates, Times Appropriate -- Records follow a logical order.

Achievement -- Records reflect project development, instructions were followed, results indicate experience gained.

Neatness -- Records are legible (handwritten or typed).

Project requirements have been met!

Project Release: General Projects will be released on **Monday, June 17 from 5:00 p.m. to 7:00 p.m.** 4-H members should make arrangements in the event of a conflict. Perishable items left after 7:00 p.m. on Monday will be disposed of by the 4-H Staff. A second opportunity to pick up projects will be Monday, August 19, 2024 from 5-7 p.m. After this, projects which are not picked up will be held at the 4-H Building at the Shelby County Fairgrounds. Projects not claimed during that time will become the property of the Shelby County Extension Office. Projects not picked up at the fairgrounds forfeit any premiums awarded for those project.

Animal Project release times are listed by species in the Fair Event Livestock Schedule. If animals leave prior to the release time or without the approval of the species and livestock superintendent (see Livestock and Animals General Exhibitors Rules, Arrival/Stalling/Release Procedures) or do not clean up the stall space in which the 4-H animals were housed, premiums will be forfeited. Premiums for livestock will be available during General Project release at the 4-H Building on **Monday, June 17th from 5:00 p.m. - 7:00 p.m.** Any premiums not picked up at that time will be forfeited.

State Fair Project Exhibition: General projects to be exhibited at the State Fair will be selected by an official judge at the Shelby County Fair (with the exception of garden projects), based upon the work completed at that time. State Fair entrant must inform Extension Office within 3 days of premium collection if they do not plan to exhibit at the State Fair. The alternate State Fair entrant will then have the opportunity to exhibit. Judges will approve a runner-up state fair entry at judging. For all livestock/animal state fair competitions, refer to their respective sections of this handbook. **STATE FAIR PROJECTS MAY BE PICKED UP ON MONDAY, AUGUST 19, 2024, 5:00 - 7:00 p.m. at the 4-H Building at the Shelby County Fairgrounds.**

Hardship Procedure: In case of hardship, a written and signed request for permission to make an entry or release at a time other than that scheduled must be submitted to the County Extension Youth Educator. The Youth Educator has the authority to accept or reject any request submitted after a deadline date has passed.

Gratitude: It is hoped that all 4-H members winning special awards or trophies will be courteous enough to write to the donor expressing appreciation for making such an award possible.

Exhibition Deadlines

- May 15 - All animals requiring 4-H Animal Identification must be identified in 4-H Online. This includes Beef, Dairy Cattle, Goats (Dairy, Meat & Pygmy), Horse & Pony, Llamas & Alpacas, Sheep & Swine. Shelby County does not require Cats, Dogs, Poultry or Rabbits to be identified in 4-H Online.
- May 15 - For Shelby County this is the registration deadline as well as the Drop/Add for projects.
- May 15 - Pen Reservation Forms and Livestock Auction Forms are due.
- May 21 - 4-Hers exhibiting Beef Cattle, Dairy Cattle, Dairy Goats, Meat Goats, Poultry, Rabbits, Sheep, & Swine must complete the Indiana 4-H Quality Livestock Care or the Youth for Quality Care for Animals (YQCA) must be completed by this date. 4-Hers completing the YQCA must provide the Extension Office with a copy of their completion certificate.
- May 1 - 21 - All exhibits must be entered into Fair Entry.
 - ◊ Livestock - must identify the classes they will be showing their animals in. Those missing the deadline will be able to show their animal in its class and receive feedback from the judge but receive no placing. They will still be able to participate fully in showmanship classes.
 - ◊ Non-Livestock - must identify the classes they will be entering their project in. Those missing the deadline may compete and the highest placing is "blue".

LEADER TRIPS AND WORKSHOPS

Full or partial fee rebates are available for many 4-H volunteer leader training workshops and clinics. Contact the Shelby County Extension Office for details.

Trip/Workshop	When	Location	Purpose/Focus	Deadline
Shooting Sports Instructor Workshop	Apr 5-7, 2024 Sept 6-8, 2024	Purdue University	Participating volunteers will become an Indiana 4-H certified Shooting Sports Instructor upon successful completion of this course of training.	County application deadline is one month prior to event.
Indiana 4-H Leadership Summit (Tenured 4-H Adult Volunteer Recognition)	TBD		This is recognition of Indiana 4-H Foundation Accomplishment Scholarship recipients, 4-H Volunteer Awards of Excellence winners and adult volunteers who have served 20, 25, 30, 35, 40, 45, or 50 years.	

TRIPS/WORKSHOPS

All 4-H'ers are encouraged to apply for trips and workshops. Most workshop fees range from \$150.00 to \$1600.00. Many 4-H'ers trips or workshops may be sponsored and paid for by local organizations. Trips and Workshops are awarded on recognition of 4-H achievement and personal goals.

Applications for trip scholarships given by the Shelby County 4-H Advisory Council are due March 1. These are reviewed by the Awards Committee, under the guidance of the 4-H Advisory Council. After March 1, you may sign up for these trips and awards by the State due date.

CAMPS

Camp Name	Dates	Location	Who may attend:	Cost	Application Date
4-H Camp	May 30-June 1, 2024	Shakamak State Park	This is for any 4-H member in Grades 3-6 at the time of application.	TBD	1st come 1st served after it is published in the spring SC 4-H News
4-H Camp Counselor	May 30-June 1, 2024	Shakamak State Park	Must be in Grades 9-12 and have some leadership experience (Junior Leader experience highly encouraged)		TBD

STATE TRIPS AND AWARDS

Trip Name	Dates	Location	Purpose/Focus	Who may Attend:
Animal Science: Food Animal 4-H Academy	June 12-14, 2024	Purdue University	Gather an array of insight and hands on experience in the Food Animal sector. Species of exploration can include a combination of beef cattle, dairy cattle, sheep, goats, swine, poultry or rabbit.	Youth in grades 9-12
Animal Science: Horse and Companion Animal 4-H Academy	June 12-14, 2024	Purdue University	If horses, dogs, cats, llamas and zoo animals are of interest to you then the Horse & Companion Animal track is for you! Youth will learn about daily management, nutrition, genetics and more through the hands-on workshop.	Youth in grades 9-12
Animal Science: Animal Health 4-H Academy	June 12-14, 2024	Purdue University	Are you interested in a career in veterinary medicine? Topics included in the workshop include general health care, physiology, anatomy and careers. Youth will have the opportunity to work alongside Purdue Veterinarians and staff through various clinical activities	Youth in grades 9-12
Animal Science: Animal Bioscience 4-H Academy	June 12-14, 2024	Purdue University	If you enjoy exploring DNA, genetics and have a passion for animals, then the Animal Bio-Science workshop is for you! Explore the broad scope of biological science through real-life scenarios and educational opportunities. Through this workshop youth will have the opportunity to do hands on activities in the laboratory.	Youth in grades 9-12

STATE TRIPS AND AWARDS continued

Trip Name	Dates	Location	Purpose/Focus	Who may Attend:
Civic Engagement: Community Change Starts With Me! 4-H Academy	June 12-14, 2024	Purdue University	This workshop will allow you to participate in a poverty simulation to learn about real issues faced by a person living in poverty. You will connect with statewide service organizations whose mission is to assist others. You will leave with an action plan that will allow you to make a positive change in your community, because community change starts with you!	Youth in grades 9-12
Computer Science 4-H Academy	June 12-14, 2024	Purdue University	IoT, or the Internet of Things, is something we hear about all the time. Many of us even use it, but how do we code it? How do we decide how to use it in a house? Work with the Engineering track to design, build, and code a smart house. Explore a real smart house in Purdue's College of Civil Engineering and also the Smart Greenhouse.	Youth in grades 9-12
Engineering 4-H Academy	June 12-14, 2024	Purdue University	Learn and build a "smart clubhouse"! The engineering track will tour the engineering college and learn about projects and programs happening in Purdue's College of Engineering. Tour the Purdue Civil Engineering Tiny Smart House. Learn how connected the Computer Science and Engineering worlds are as this track will work cooperatively with the Computer Science participants to complete and code the 'clubhouse'.	Youth in grades 9-12
Food Science And Nutrition 4-H Academy	June 12-14, 2024	Purdue University	Learn about the science and nutrition of food from "farm to fork"! Participants will explore several aspects of food production, processing, preparation and consumption. Learn where our food comes from, how to reduce food waste, and preparation techniques for local produce.	Youth in grades 9-12
Exploring Health Careers 4-H Academy	June 12-14, 2024	Purdue University	This workshop provides participants with a chance to learn about various careers in the health field including nursing, speech pathology, medical laboratory science, and more. If you are interested in a career in the medical field but aren't sure which career path to choose, this workshop is for you!	Youth in grades 9-12
Show Me the Money 4-H Academy	June 12-14, 2024	Purdue University	Learn the essentials of financial management from the best network of financial professionals in the state. Experience a full day of Where Does Your Money Go adventures at vendor locations in Lafayette. Come away with new tools to make your financial goals become a reality.	Youth in grades 9-12

STATE TRIPS AND AWARDS continued

Trip Name	Dates	Location	Purpose/Focus	Who may Attend:
Intro to Emergency Medical Services (EMS) 4-H Academy	June 12-14, 2024	Purdue University	The Intro to EMS workshop is focused on careers in the Emergency Medical Services field. This workshop provides participants with hands-on learning opportunities to learn the skills associated with careers as First Responders, Emergency Medical Technicians, Paramedics, and Fire Fighters. Students become CPR certified and learn through hands-on activities: scene size-up, patient assessment, rescue techniques, scene preservation, radio procedures and tours of fire stations, emergency helicopters and Mobile Simulation Ambulances.	Youth in grades 9-12
Natural Resources 4-H Academy	June 12-14, 2024	Purdue University	Learn about fisheries, forestry and wildlife science through hands-on activities like wildlife radio telemetry, darting, aquatic sampling, mist-netting and more. Topics may vary annually based on instructor availability. Participants will also learn about the many natural resources career opportunities.	Youth in grades 9-12
Plant Science 4-H Academy	June 12-14, 2024	Purdue University	Work with Purdue faculty to learn about plants, insects, bioenergy and natural resources. Participants will learn cutting edge aspects of Plant Sciences, experience a wide array of information on Plant Sciences, become acquainted with Plant Sciences-related departments at Purdue University and learn about the many career opportunities related to Plant Sciences	Youth in grades 9-12
Science of Flight 4-H Academy	June 12-14, 2024	Purdue University	The Science of Flight Workshop will help youth learn more about Aerospace and the science and opportunities that surround it. During the workshop they will build model rockets and planes, take ride in a small airplane and study aerodynamics to learn about the principles of flight as well as be exposed to career opportunities in aerospace.	Youth in grades 9-12
Spread the News 4-H Academy	June 12-14, 2024	Purdue University	Do you like to be the first to share important news and information with others? Do you like to be creative and write, draw or shoot photographs? Are you interested in a career in communication or journalism? If so, this workshop might be for you. Participants will use computers and cameras to develop news stories and photos for print and social media while exploring the vast array of careers for professional communicators	Youth in grades 9-12

STATE TRIPS AND AWARDS continued

Trip Name	Dates	Location	Purpose/Focus	Who may Attend:
State Junior Leader Conference	TBD	Depauw University	The conference is sponsored by Indiana District of Kiwanis and develops leadership, understanding of group dynamics, and awareness of self.	Members in Grades 9-12 during the current year.
4-H Round-Up	June 24 -26, 2024	Purdue University	Youth will tour campus and all schools, learn about educational opportunities of college life and participate in a career fair.	Any 4-H member in grades 7, 8, or 9 and must be at least 12 years of age by event.
State 4-H Chorus	June 22 - 25, 2024	Purdue University	Group attends an intensive workshop and performs at the closing session of 4-H Round-Up, as well as at the Indiana State Fair.	Interested members must apply to state. Youth should be entering or in high school.
State 4-H Band	June 22 -24, 2024	Purdue University	Band attends an intensive workshop and plays at 4-H Round-Up.	Youth should be entering or in high school. Final selection by state 4-H band director.

OPPORTUNITIES

State Fair Exhibit Hall Workers	July 27— Aug 20, 2024	4-H Exhibit Hall Indiana State Fair-grounds	Workers display and supervise exhibits, including check-in and check-out, assist with judging, and work with other State Fair events.	4-H'ers ages 15 and older	April 1 to State
---------------------------------	-----------------------	---	---	---------------------------	------------------

For more information about the workshops at Purdue for the 4-H Academy go to www.extension.purdue.edu/4-H & Youth section/Get Involved/State Programs/State 4-H Opportunities/4-H Academy

NATIONAL TRIPS AND AWARDS

Trip Name	Dates	Location	Purpose/Focus	Who may Attend:	Application Due
Citizen-ship Washing-ton Focus	Not doing in 2024	National 4-H Center, Washing-ton, D.C.	Learn about the meaning of citizenship, our American heritage, and about the principles, processes and structures of the U.S. Government.	Participants should be in grade 9 or above at the time of application.	To the Shelby County Extension Office by March 1
National 4-H Confer-ence	Apr 19-24, 2024	National 4-H Center, Washing-ton, D.C.	An opportunity to partici-pate actively in 4-H program development at the national level. The confer-ence provides a system for exchange of 4-H programming ideas among states.	4-H mem-bers grade 10 and above by January 1	State application deadline is January 3
National 4-H Con-gress	Nov 29 - Dec 3, 2024	Atlanta, Georgia	Participants will be chosen through the resume/ video application process used with the 4-H Con-gress Scholarship	4-H mem-bers grade 10 and above by January 1	To the Shelby County Extension Office by March 1
National 4-H Dairy Confer-ence	Sept 29 - Oct 3, 2024	Madison, Wisconsin	The conference provides the opportunity to explore vocational and profes-sional opportunities in the dairy industry and encourages leadership development	4-H mem-bers enrolled in Dairy Cattle project for at least 3 years and turning 16 - 19 years old during the current year are eligible.	To the Shelby County Extension Office by March 1

SCHOLARSHIPS

Complete information and applications for most scholarships listed below are available at the Shelby County Extension Office, 20 W Polk Street, Suite 201, Shelbyville. Other scholarships may become available during the year and will be published in Clover Clips, the 4-H newsletter.

LOCAL SCHOLARSHIPS

Scholarship Name	Due Date	Amount	Number Awarded	Eligibility	Forms Needed
Rachel M. Harding Memorial Scholarship	January 15	\$300	1	Waldron High School 4-H members (must have completed 3 or more years of 4-H membership) in Grades 9-12 (Past recipients may reapply)	Applications are available on the Blue River Foundation website or from the Waldron High School Guidance Office
Shelby County Farm Bureau, Inc. Scholarship	Feb 20th	\$500	2	Open to youth ages 17 - 25 and a member of a Shelby County Farm Bureau, Inc. family (family membership must have been carried at least two years prior to application.) Applicant must have been a 4-H, FFA, or FHA member and have proof of enrollment in a two-year, four-year, or more college.	Please contact the Shelby County Farm Bureau office.
Shelby County Beef Association	Feb 15th	\$500	2	Any Shelby County youth, 15 to 21 years old, who is actively engaged in the promotion of the beef cattle industry	Application submitted to Scholarship Chairman
Shelby County 4-H Junior Leader	June (exact date TBA)	Varies by number of completion years	1	Must be in your senior year (last year in 4-H)	Applications are available in the Extension Office.
Shelby County Pork Producers	TBA	\$500	1	Must be a 4-H'er in your senior year of HS, be a member of SC Swine program & pursuing an ag related field	Applications are available in the Extension Office

Scholarships continued

STATE SCHOLARSHIPS					
Scholarship Name	Due Date	Amount	Number Awarded	Eligibility	Forms Needed
4-H Club Scholarship	Submitted in 4-H Online by January 25th	varies	varies	Any senior in high school who has been a club member for at least 4 years and must be pursuing studies in Agriculture or Consumer and Family Sciences at Purdue University. Awarded on basis of scholastic ability, financial need, and achievement in 4-H club work.	"My Record of 4-H Achievement" sheets must accompany application.
Indiana 4-H Accomplishments Scholarship	Submitted in 4-H Online by January 25th	<i>Minimum of \$500</i>	1 per category	Youth in grades 10-12 and 1 year after 4-H eligibility are eligible. May be applied to any post high school studies or training.	Cover letter, resume, demographics page (see application for details)
Indiana 4-H Foundation Scholarship	Submitted in 4-H Online by January 25th	\$250	<i>150 or more</i>	Any field of study. Open to High School Seniors.	State 4-H Scholarship/Trip Application Form

The Indiana 4-H Foundation administers two (2) interest-free loan programs for academic juniors and seniors at Purdue University - the Bob Amick Loan Fund and the Myers Family 4-H Loan. Students are eligible for one loan from one fund per academic year with a maximum of two loans during their academic junior and senior years. Additionally, students who are given one of these loans in their junior years cannot apply for a second loan until they have made academic progress and are classified as seniors. See the following website for more information on these loans : <http://in4h.org/loans-scholarships/>



INDIANA 4-H FOUNDATION

A program of distinction, Indiana 4-H is part of a nationwide youth education program. Indiana has long been recognized for its strong 4-H program. To assure the future of that distinction, the Indiana 4-H Foundation, Inc., a nonprofit charitable corporation, secures private donations for the enhancement of our state's 4-H program.

Sustaining excellence takes consistent financial support from 4-H alumni, friends and parents. Your gifts to the Annual Fund Drive insure uncompromising educational quality. A 4-H participant and/or sponsoring county usually pays a fee to take part in programs and activities, but the Indiana 4-H Foundation meets the expenses not covered by these fees.

Whatever the size of your gift, we assure you that it does make a difference. All donations are important.

Annual Fund Drive donations are critical to the survival of the Indiana 4-H Foundation. You are invited to also consider an additional contribution in the form of an endowment or designated gift. Also the 4-H License Plate program is available. Plate fees support programs for young people state-wide and a portion of the money for each plate that is sold goes right back to 4-H in the county where the plate was purchased!

For more information, contact the Shelby County Extension Office or write to: Indiana 4-H Foundation, Inc., Agricultural Administration Building, 615 West State Street, West Lafayette, IN 47907; telephone 765-494-8483; FAX, 765-494-5876.



Scott D. Carmony
LPL Financial Advisor, MBA, AAMS

Live Life Well.

16 Public Square, Suite B, Shelbyville, IN 46176
T: 317-392-3400 TF: 877-392-3401 TF Fax: 877-392-3402

scott.carmony@carmonyadvisors.com

Securities and advisory services offered through LPL Financial, a registered investment advisor, Member FINRA/SIPC.

CLUB ACTIVITIES



4-H PERFORMING ARTS

Date: Submitted by April 30

4-H Performing Arts (formerly Share-the-Fun) is open to all recognized 4-H clubs in Shelby County. Each club is limited to one group act per year.

Acts are classified as one of the following:

GROUP ACTS: Five or more performers; five- to eight-minute time limit; may include skits or sketches, choral numbers, dance routines, lip syncs, etc.

CURTAIN ACTS, NON-MUSICAL: One to four performers, three- to five-minute time limit; may include skits or sketches, magic, clowning, rhythmic gymnastics, reading, 4-H cheerleading routines, choral speaking/reading, dance (ballet, tap, modern, etc.), lip sync, juggling, acrobatic feats, ballads, puppetry.

CURTAIN ACTS, MUSICAL: One to four performers, three- to five-minute time limit; may include instrumental (piano, guitar, flute, drums, etc.), vocal, bands (rock, country, jazz).

All participants, including narrators but excluding accompanists, must be 4-H members. This is also open to all Mini 4-H members. They cannot perform with a 4-H Club but may do an individual or group performance of all Mini's for participation recognition.

Refer to the SC4-H News for the application and deadline.

"4-H ON REVUE" AT THE STATE FAIR

Some of the First (1st) Place acts from the Area Contest may be asked to perform at the State Fair or at Purdue Roundup.

SPRING FLOWER FUNDRAISER

Shelby County 4-H is funded largely by contributions of individuals, organizations and businesses. Our annual Spring Flower Sale not only benefits the 4-H program, but also adds a colorful touch to our communities.

4-H members and clubs take flower orders during March and April. Plant quantities are phoned in to the County Extension Office and are entered on a first-come first-serve basis. 4-H members will pick up their plants on Friday, April 26, 2024. 4-H'ers deliver these hearty, healthy plants in time for Mother's Day.

The 4-H member raising the most funds receives a prize. Each club receives a percentage profit of the total dollar amount its members have sold.

The Shelby County 4-H Advisory Council oversees the spring flower sale and distribution. 4-H'ers benefit from this sale through our sponsorship of county and state 4-H workshops, trips, contests, leader training, and fair activities

POINSETTIA FUNDRAISER

The 4-H Advisory Council also sells Poinsettias to raise funds to benefit the 4-H program.

Orders are taken in October and November. Plants will be delivered to the Shelby County Extension Office in late November. More information to come.



January 2024

Sunday	Monday	Tuesday	Wednesday	Thursday	Friday	Saturday
	1 OFFICE CLOSED— New Year's Holiday	2 6:30 pm 4-H Advisory Council	3	4	5	6
7	8	9	10 Club Leader Workshop 6:30 pm @ Extension Office	11 7: 00 pm Rabbit Workshop Introductory meeting @ Brinson Hall	12	13
14	15 OFFICE CLOSED— MLK Day ONLINE ENROLL- MENT— TARGET DEADLINE	16	17 6:30 pm Junior Lead- er Meeting 5-6 pm Scholarship Workshop	18	19 Sunset Llama Mtg 6-8 pm @ Brinson Bldg	20
21	22	23	24 6:30 pm Legacy Meeting @ Cassidy Home	25 State 4-H Scholarships Due Sheep & Goat Club mtg. 6:00 pm @ FAB	26	27
28	29 5:00 pm First Year Member Meeting	30	31			

Dates/times are subject to change. Watch for notice of changes in "SC 4-H News", the 4-H newsletter and check the Friday e-mails (News & Notes) We will also post on our 4-H web page. In case of emergencies, postponements and cancellations will be broadcast on Facebook, Radio WSVX AM 1520, Shelbyville, and/or published in *The Shelbyville News*.

February 2024

Sunday	Monday	Tuesday	Wednesday	Thursday	Friday	Saturday
				1	2	3
4	5	6 6:30 pm Advisory Council Meeting	7	8 5:00 pm RT2 6-7 pm Mini 4-H Workshop *both @ the Family Arts Building	9	10
11	12	13	14 6:30 pm Junior Lead- er Meeting	15	16 Sunset Llama Mtg 6-8 pm @ Brinson Bldg	17
18	19 OFFICE CLOSED— President's Day	20	21	22 6-7 pm Indiana 4-H Quality Livestock Care @ the Extension Office	23	24
25	26	27	28	29 Sheep & Goat Club mtg. 6:00 pm @ FAB		

March 2024

Sunday	Monday	Tuesday	Wednesday	Thursday	Friday	Saturday
					1	2
3	4 6:00 pm Farm & Home Safety Bags	5 6:30 pm Advisory Council Meeting	6 6:30 pm Cat Workshop @ Brinson Hall	7 6-7 pm Mini 4-H @ the Family Arts Building	8	9 8-10 am Beef ID Day
10	11	12 Farm & Home Safety Day	13 6:30 pm Junior Leader Meeting	14 Farm & Home Safety Day	15 Sunset Llama Mtg 6-8 pm @ Brinson Bldg	16
17	18	19 1-2 pm Indiana 4-H Quality Livestock Care Mini 4-H Ceramics Workshop 3-5 pm Both at Extension Office	20 9 am—3 pm Cupcake/ Cookie Decorating SPARK Club	21 9-11 am Public Speaking Workshop 1-3 pm Poster Workshop Sheep & Goat Club mtg. 6:00 pm @ FAB	22 9 am—3 pm Animal Science SPARK Club	23
24 31	25	26	27	28	29 OFFICE CLOSED— Good Friday	30 Snow Date —Beef ID Day 8-10 am

April 2024

Sunday	Monday	Tuesday	Wednesday	Thursday	Friday	Saturday
	1	2 5:00 pm RT2 @ Extension Office 6:30 pm Advisory Council	3 6-8 pm Horse & Pony Riding Practice	4 6-7 pm Mini 4-H @ the Family Arts Building	5 Sunset Llama practice 6-8 pm @ Live- stock Arena	6
7	8	9	10 6-8 pm Horse & Pony Riding Practice	11 7:00 pm Rabbit Workshop @ Brinson Hall	12 Sunset Llama practice 6-8 pm @ Live- stock Arena	13
14	15	16	17 6-8 pm Horse & Pony Riding Practice 6:30 pm Junior Lead- er Meeting	18	19 Sunset Llama practice 6-8 pm @ Live- stock Arena National 4-H	20 ISF Worker Applications Due Sunset Llama Mtg 1-3 pm @ Brinson Bldg Conference →
21 National 4-H Conference →	22	23	24 6-8 pm Horse & Pony Riding Practice	25 Sheep & Goat Club mtg. 6:00 pm @ Live- stock Arena	26 Sunset Llama practice 6-8 pm @ Live- stock Arena Spring Flower Pick-Up 12-7 pm	27
28	29	30 Performing Arts Videos Due				


May 2024

Sunday	Monday	Tuesday	Wednesday	Thursday	Friday	Saturday
			1 Fair Entry Opens 6-8 pm Horse & Pony Riding Practice Cat Workshop 6:30 pm @ Brinson Hall 6-7 pm Indiana 4-H Quality Livestock Care	2	3 Sunset Llama practice 6-8 pm @ Livestock Arena	4 8-10 am Sheep/Meat Goat/Beef Heifer ID Day
5	6	7 OFFICE CLOSED— Primary Election	8 6-8 pm Horse & Pony Riding Practice	9	10 Sunset Llama practice 6-8 pm @ Livestock Arena	11
12	13	14 6:30 Advisory Council	15 4-H DEADLINE FOR ALL OWNERSHIP & DROPPING/ADDING PROJECTS 6:30 pm Junior Leader Meeting 6-8 pm Horse & Pony Riding Practice	16	17 Sunset Llama practice 6-8 pm @ Livestock Arena	18
19 Sheep & Goat Club mtg. 1:00 pm @ Livestock Arena	20	21 Fair Entry Closes	22 6-8 pm Horse & Pony Riding Practice	23	24 ENROLLMENT DEADLINE FOR COUNTY PUBLIC SPEAKING	25
26	27 OFFICE CLOSED— Memorial Day	28	29 6-8 pm Horse & Pony Riding Practice	30 5 pm- Poultry Pen Set Up 6 pm - Livestock Pen Set Up 4-H Camp @ Shakamak	31 9-11 am 4-H Building Clean Up	

June 2024

Sunday	Monday	Tuesday	Wednesday	Thursday	Friday	Saturday
						1 Return from 4-H Camp
2 PROJECT JUDGING (SEE PAGES 64-65)	3	4	5 GREEN RECORD BOOKS DUE BY 4:00 PM	6 PROJECT JUDGING (SEE PAGES 64-65)	7	8 5:00 pm Foods Auction
			6-8 pm Horse & Pony Riding Practice			
9 6-8 pm Family Appreciation Night 4:00 pm Swine Workshop 5:00 pm Beef Workshop	10 1-3 pm Mini 4-H Livestock Show	11 9:30 am RT2 @ Brinson Hall	12 7:30 pm Royal	13	14	15 Bicycle Rodeo 4:00 pm
Shelby County Fair						
16	17 5-7 pm Project Pick-up @ the Shelby County Fairgrounds	18	19 OFFICE CLOSED—Juneteenth	20 Junior Leader Record Books Due	21	22 Band (June 22-24) Chorus (June 22-25)
23 Band (June 22-24) Chorus (June 22-25)	24	25 Round Up (June 24-26)	26	27	28	29
30	31					

July 2024

Sun	Mon	Tue	Wed	Thu	Fri	Sat
	1	2	3	4 OFFICE CLOSED— Independence Day	5	6
7	8 Mini 4-H Camp Counsellor Training 4:00 pm	9	10	11 Mini 4-H Camp 	12	13
14	15	16	17	18	19	20
21	22	23 State Fair Projects to	24 Area Tractor Driving Contest - Morgan Co	25 Office	26	27
28	29 General Projects to State Fair 8-5	30	31			STATE FAIR

August 2024

Sun	Mon	Tue	Wed	Thu	Fri	Sat
		1	2	1	2	3
					STATE FAIR →	
4	5 State Fair Foods Check in 9am-3pm	6	7 STATE FAIR	8	9	10
						→
11	12	13	14 STATE FAIR	15	16	17
						→
18	19 State Fair Project Pick Up 5-7 pm at the Shelby Co Fairgrounds	20	21 4-H Program Review 6:30 pm	22	23	24
STATE FAIR						
25	26	27	28	29	30	31

September 2024

Sun	Mon	Tue	Wed	Thu	Fri	Sat
1	2 OFFICE CLOSED— Labor Day	3	4	5 Shelby County Soils Invita- tional	6	7
8	9	10	11	12	13	14
15	16	17	18 Junior Leader meeting - 6:30 pm	19	20	21
22	23	24	25	26	27	28
29	30					
National 4-H Dairy Conference (Sept 29-Oct 3)						

October 2024

Sun	Mon	Tue	Wed	Thu	Fri	Sat
		1 5:30 pm RT2 @ Extension Office	2 Area Soils Judging Contest (Shelby Co)	3	4	5
National 4-H Dairy Conference (Sept 29-Oct 3) →						
6	7	8 4-H Adviso- ry Council Meeting 6:30 pm	9	10	11	12
13	14 OFFICE CLOSED— Columbus Day	15	16	17	18	19
20	21	22	23	24	25	26
27	28	29	30	31		Junior Leader Fall Party - Date TBA (October)

November 2024

Sun	Mon	Tue	Wed	Thu	Fri	Sat
					1	2
3	4	5 OFFICE CLOSED— General Election	6	7	8	9
10	11 OFFICE CLOSED— Veteran's Day	12 4-H Advi- sory Coun- cil Meet- ing—6:30 pm	13	14	15	16
17	18	19	20	21	22	23
24	25	26	27	28 OFFICE CLOSED Thanksgiving	29 OFFICE CLOSED National 4-H Youth Congress (Nov 29- Dec 3 →	30

December 2024

Sun	Mon	Tue	Wed	Thu	Fri	Sat
1	2	3 5:30 pm RT2 @ Extension Office 4-H Shoot- ing Sports Orientation 7 pm National 4-H Youth Congress →	4	5	6	7
8	9	10	11	12	13	14
15	16	17	18	19	20	21
22	23	24 OFFICE CLOSED	25 OFFICE CLOSED Christmas	26	27	28
29	30	31 OFFICE CLOSED New Year's Eve			Junior Leader Outing - Date TBA	

4-H CLUBS AND LEADERS

<u>4-H CLUBS</u>	<u>4-H LEADERS</u>	<u>TELEPHONE NUMBERS</u>
Blue Ribbon	Angie Schmidt	317-498-6496
<p>Blue Ribbon Club meets at Morristown Elementary in Room 3. Mini 4-Hers are welcome to attend. We meet after school, have an activity and learn more about 4-H. We begin meeting in January. If school is closed, there is no club meeting. Meetings are scheduled for Jan 11, Jan 25, Feb 8, Feb 29, March 28, April 11 & May 9. Meetings will be from 3:15 pm - 4:30 pm</p>		
Brandywine Cloverleaf	Pam Robinson Laura & Andy Bridges Chastity & Trey Davidson Brenda Nortrup	317-835-7643 317-364-1013 317-442-3621 317-439-7571
<p>We have active, strong growing roots that has ran through Shelby County for over 56 years. Our club has always been active I leadership, project skills, demonstrations, judging contest, parties, activities, parliamentary procedure meetings, officer training, community services and charity deeds. Our main goals are to build leadership skills, confidence, trust, respect, honesty, self esteem, and to establish life long friendship. We all spur each other on to "Make the Best Better"</p>		
Noble Happy Harvesters	Olivia Cassidy	317-695-3297
<p>The Noble Happy Harvesters Club is almost 100 years old. We are a club with roots in Noble Township, but invite members from any part of Shelby County to join us. The meetings will be held at the home of Olivia Cassidy, 2539 E 700 S, Waldron, IN 46182. It is only 10 minutes from Waldron. At each meeting we will follow Parliamentary procedure and have demonstrations to highlight different projects. Our club promotes membership, club activities, and encourages county and state fair participation. Our goal is to facilitate future leaders of our community through 4-H activities. Our scheduled meetings for 2024 are at 6:30 p.m. on the following dates: Jan 10, Feb. 14, March 13, April 10, May 8, and Dec 7th.</p>		
Shelby Gradatim	Pat Collier Frances Jackson	317-446-2976 317-372-0724
<p>Please contact the leaders for meeting information.</p>		
Southwestern Shamrocks	Cindy Baute Stacy Baute Becca Miller Amber Fiesbeck	812-350-9777 unpublished 317-642-6570 317-474-8507
<p>Southwestern Shamrocks 4-H Club is located in the southwestern portion of Shelby County. We welcome and encourage attendance at our monthly meetings for all 4-H'ers, Mini 4-H'ers and parents. The leaders work to help elected 4-H'ers to follow parliamentary procedure at each meeting. We strive to make the best better. Scheduled meetings for 2024 are Dec 12, 2023, Jan 9, Feb 13, Mar 12, April 8, May 14, and May 28. Meetings will start at 6:30 p.m. The meetings will be held at the Kissell Barn.</p>		

<u>4-H CLUBS</u>	<u>4-H LEADERS</u>	<u>TELEPHONE NUMBERS</u>
The Survivors	Deana Thurston	317-445-0419
The Survivors do Community Service projects, work at the 4-H Café during the fair and works on projects. The 2024 meetings will be on Feb 10, March 18, March 22 and May 26. Please call the leader for times and locations for each of these meetings.		
Triton Lucky Leaf 4-H Club	Christa Weaver	317-752-6898
Triton Lucky Leaf 4-H Club is a small club with big goals! The kids and leaders work together to make sure all members are informed and get the most from their 4-H experience. The meeting dates for 2024 are Jan 2, Feb 6, Mar 5, Apr 2, May 7 & May 21 at 6:30 p.m. The meeting location is to be determined so please call.		
Union Ags	Darrin Linville Dan Linville	317-512-4985 317-501-2183
No meetings are scheduled at this time for our club. We are all rural 4-H'ers who mostly take Livestock projects. Please call the leaders for meeting dates and times.		
VanBuren Volunteers	Frank Schonfeld Megan Platt Justin Platt Camille Thopy	317-697-4456 317-677-5418
This club will be meeting on December 21, 2023, April 15, 2024, May 30, 2024 at the Shelby County Fairgrounds. The building is TBD.		

PROJECT RESOURCE LEADERS

Vo-Ag Teachers	–Southwestern Chelsea Toland - Morristown Megan Spegal Platt- Waldron Courtney Firebaugh - Triton Kay Huntsman- Shelbyville Abby Garner - Shelbyville Middle School	317-729-5122 765-763-1221 765-525-6822 317-835-3000 317-398-9731 317-392-2551
-----------------------	---	--

SPECIAL CLUBS

Hoosier Horseman	Linda Martin	317-512-2764
<p>The Hoosier Horsemen meet in Brinson Hall at the fairgrounds at 7 pm. Meeting Dates for 2024 are Feb 7 @ Brinson Hall, Mar 6 @ FAB, Apr 3 at Brinson Hall. Apr 17, May 1, May 15, & May 29 will be held by the arena at 6:00 p.m. If riding is cancelled we will meet at Brinson Hall at the same time.</p>		
Sunset Llama	Vanessa Benagh Tatem Hodge Ellie Bruce	317-446-2888 317-364-7045 317-407-4010
<p>We will be learning to show llamas or alpacas with owned or leased animals. This is a good opportunity for a 4-Her to learn to train and bond with an animal. Meetings will be on Jan 19, Feb 16, & Mar 15 from 6-8 pm in the Brinson Building. These will be meetings to learn basics and get to know each other. The meeting on Apr 20 will be a felting workshop from 1-3 pm in the Brinson Building. Working with the animals will be on April 5, 12, 19, 26 & May 3, 10, 17, 24, & 31. This will be on the Shelby County Fairgrounds in the show arena and will be from 6-8 pm</p>		
Shooting Sports	Bill Claytor, Coordinator	765-525-9405
Shelby County 4-H Goat & Sheep Club	Andy Bridges Laura Bridges Chastity Davidson Trey Davidson	317-364-1012 317-364-1013 317-442-3621 317-373-4913
<p>The Sheep and Goat Club was formed in 2023 to provide education, support, and fellowship among sheep and goat showmen. Our meetings are fund and educational and often include experts in the industry along with hands-on learning experiences.</p> <p style="text-align: center;">January 25, 2024, 6:00-7:00 pm, Family Arts Building February 29, 2024, 6:00-7:00 pm, Family Arts Building March 21, 2024, 6:00-7:00 pm, Family Arts Building April 25, 2024, 6:00-7:00 pm, Livestock Arena May 19, 2024, 1:00-3:00 pm, Livestock Arena</p>		

Shooting Sports workshops are scheduled for:

January 13 & 27, 2024	
February 10 & 24, 2024	Pistol & Shotgun - 9 am-11 am
March 9 & 23, 2024	
April 6 & 20, 2024	Rifle, Muzzleloading & Archery - 11 am - 1 pm
May 4 & 18, 2024	

Shooting Sports Orientation Meeting - December 3, 2024 at 7:00 p.m. in Brinson Hall at the fairgrounds.

SUPERINTENDENTS AND ASSISTANTS

BEEF

Superintendent
Frank Schonfeld (317) 697-4456
Assistant
Megan Platt (317) 677-5418

CAT

Superintendent
Olivia Cassidy (765) 525-9370

DAIRY CATTLE

Superintendent
Frank Schonfeld (317) 697-4456
Assistant
Camille Thopy (317) 306-5021

DOG

Program Coordinators
Carol DaSilva (317) 512-9209
Rhonda Schwegman (317) 512-4392
Valarie Sell (317) 502-2616

GOAT

Superintendent
Jessica Collier (317) 642-6371
Assistants
Michelle Karmire

HORSE & PONY

Superintendent
Katie Carlton (317) 512-0610
Assistant
Megan Fix Geise (317) 364-7179

LLAMA/ALPACA

Program Coordinator
Vanessa Benagh (317) 446-2888
Assistant
Tatem Hodge (317) 364-7045

POULTRY

Superintendent
Brenda Nortrup (317) 439-7571
Assistant
Robert Dewhurst (812) 651-6952

RABBIT

Superintendent
Tina Stamper (317) 729-5788

SHEEP

Superintendent
Kylie Jones (317) 512-6125

SWINE

Superintendent
Kenny Ramsey (317) 512-4999
Assistants
Keith Meltzer (317) 796-2933
Dwight Grimes (317) 402-4881
Olivia Cassidy (765) 525-9370

OVERALL LIVESTOCK

Superintendent
Cody Cory (765) 745-0142
JR New (317) 341-2632

2024 4-H ADVISORY COUNCIL

REPRESENTATIVES	TELEPHONE NUMBER
Amber Fiesbeck Olivia Cassidy Heather Cox Brooke Lockett Ashley Brown Hayley Clark Trey Davidson Katie Fix Amanda Gosser Megan Ramsey Dean Tyner Andy Bridges	317-474-8507 765-525-9370 317-694-2587 317-525-7371 317-642-7635 812-343-6419 317-373-4913 317-512-1754 317-604-7846 317-512-1486 317-694-3026 317-364-1012
4-H Adult Leaders	TELEPHONE NUMBER
Ryan Justus Becca Miller Jessica Collier	317-966-8580 317-642-6570 317-642-6371
EXTENSION BOARD	TELEPHONE NUMBER
4-H JUNIOR LEADERS	
Abby Bridges Hannah Bridges Maryn Sprinkle Isabella Stagnolia	
SHELBY COUNTY FAIR BOARD	TELEPHONE NUMBER
Cody Cory JR New	765-745-0142 317-341-2632

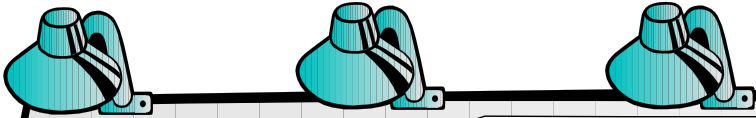
2024 4-H FAIR EVENTS

For a complete listing of Livestock/Animal dates and times, see Livestock/Animal Section of this Handbook
(Pages 154-155).

See Pages 76-77 for General Project listing of projects for check-in for each evening.

MON. June 3	TUES. June 4	WED. June 5	THURS. June 6	FRI. June 7	SAT. June 8	SUN. June 9
5:00-8:00 p.m. Project Judging	5:00-8:00 p.m. Project Judging	9:00 a.m. Sewing & Sew For Fun Construction & Fashion Revue Judg- ing GREEN RECORD BOOKS DUE BY 4:00 pm			9:00 a.m.-12 noon Project Judging	
		7:00 p.m. - Public Fash- ion Revue Show			5:00 p.m. Food Auction @ the Live- stock Arena	
MON June 10	TUE. June 11	WED. June 12	THUR June 13	FRI June 14	SAT June 15	
	9:30 am Read, Taste, & Touch					
1:00 p.m. Mini 4-H Livestock Show			4 - 5 p.m. Hot Dog Feed 4:30 p.m. Awards LIVESTOCK ARENA	Barbeque	4:00 p.m.— Bicycle Rodeo	
5:00 p.m. - 9:00 p.m. 4-H EXHIBIT HALLS OPEN	5:00 p.m. - 9:00 p.m. 4-H EXHIB- IT HALLS OPEN	5:00 p.m. - 9:00 p.m. 4-H EXHIBIT HALLS OPEN	6:00 p.m. - 9:00 p.m. 4-H EXHIB- IT HALLS OPEN	5:00 p.m. - 9:00 p.m. 4-H EXHIBIT HALLS OPEN	5:00 p.m.—9:00 p.m. 4-H EXHIBIT HALLS OPEN	
		7:30 p.m. 2024 Shelby Royal	6:30 p.m. Livestock Auction	PROJECT RELEASE MONDAY JUNE 17 5:00 - 7:00 p.m.		

4-H Buildings will be open to the public provided staffing is available. Project pick up will be from 5:00 - 7:00 p.m. on Monday June 17th. *Times and Dates are subject to change. Read "SC 4-H", check your Friday e-mails and/or call the Shelby County Extension Office for change announcements.



2024 4-H CHANGES

WHAT'S NEW?

- Barbeque, Bicycle Rodeo, Bicycle Poster, Ceramics, Wearable Arts, & Weeds are new or added back projects
- 4-Hers will be allowed to exhibit up to 10 Arts & Crafts exhibits (maximum of 2 in each category)
- Livestock auction rule changes. See page .No weight limit for Swine.
- Fee for Shooting Sports disciplines—\$35.00 per discipline

WHAT'S DIFFERENT?

- Be sure to read the project guidelines carefully for each project in which you enroll. The following is a partial listing of changes:
 - ⇒ Junior Leader changes
 - ⇒ May 21st deadline for completion of the Indiana 4-H Quality Livestock Care or the YQCA to show Beef, Dairy Cattle, Goats, Poultry, Rabbit, Sheep & Swine
 - ⇒ Show dates for Horse & Pony, and time changes for Beef Show, Mini 4-H Livestock show & Cat Show
 - ⇒ For County only, Scrapies tags will be allowed as ID for Goat Commercial Does & Wethers

This is not a complete list. Please check the requirements for your projects.



NOTES



Spark Clubs and Workshops



ANIMAL SCIENCE

Spark Club
WITH KAY HUNTSMAN

March 22, 2024
9 am - 3 pm

Shelby County Fairgrounds
500 Frank Street
Shelbyville, IN 46176

*sack lunch needed

Participants will learn about/engage in:

Pig Dissection | Insects & Forestry | Feed Rations | Ear Notching



REGISTER TODAY!

v2.4honline.com




Purdue University is an equal access/equal opportunity university.

Beef Workshop

There will be a workshop held on Sunday, June 9, 2024 at 5:00 p.m. in the Livestock Arena.

Cat Workshops



Cat Workshops will be held on

Wednesday, March 6, 2024
Wednesday, May 1, 2024

All meetings will start at 6:30 pm and will be held at the Brinson Building at the Shelby County Fairgrounds.



COOKIE/CUPCAKE DECORATING

Spark Club

March 20, 2024

9 am - 3 pm

Shelby County Purdue Extension Office
20 West Polk Street, Suite 201
Shelbyville, IN 46176

Limit: 20

*Sack lunch needed

Participants will:

- Bake cupcakes/cookies learning how to measure needed items and follow the baking directions
- Learn the basics of icing/decorating their cookies/cupcakes]

Register at: v2.4honline.com

Purdue University is an equal access/equal opportunity university.

Dog Workshops

The initial Dog Project meeting will be on Monday, February 19, 2024 at Brinson Hall at 6:00 p.m. This will be a NO DOGS meeting.

Training Workshops - Brinson Hall 6-8 p.m.

Monday, March 4, 2024
Monday, March 11, 2024
Monday, March 18, 2024
Monday, March 25, 2024
Monday, April 1, 2024

BARN SET UP & CLUB PITCH-IN

Saturday, April 13, 2024 Time TBD

Training Workshops - Cattle Barn - 6-8 p.m.

Monday, April 15, 2024
Monday, April 22, 2024
Monday, April 29, 2024
Monday, May 6, 2024
Monday, May 13, 2024
Monday, May 20, 2024
Monday, May 27, 2024



Practice Show—Cattle Barn - 6-8 p.m.

Monday, June 3, 2024



Extension - 4-H Youth
Development



POSTER WORKSHOP

March 21, 2024

1:00-3:00 pm

Extension Office

Join the 4-H Educator, Bailey York, for an evening of poster making! During this time, 4-H participants will have the opportunity to work on their poster projects for the fair. Educator will provide materials to utilize a Cricut Machine to assist with cutting out letters, shapes, etc. Colored paper will also be of use and computers to research needed information for poster.

*Poster boards & sleeves will be available to purchase at this time.

Register TODAY!

Register for this workshop on 4-H
Online under the Events tab

**THERE IS NO FEE FOR THIS
WORKSHOP**

Purdue University is an equal access/equal opportunity university.

Shooting Sports

There will be a \$35.00 fee per discipline. This is to help cover the cost of ammunition.

Shooting Sports workshops are scheduled for:

January 13 & 27, 2024
February 10 & 24, 2024
March 9 & 23, 2024
April 6 & 20, 2024
May 4 & 18, 2024

Shooting Sports Orientation Meeting - December 3, 2024 at 7:00 p.m. in Brinson Hall at the fairgrounds.

Pistol & Shotgun - 9 am-11 am

Rifle, Muzzleloading & Archery - 11 am - 1 pm

Llama

Meeting Dates 2024

These three meetings will be to learn some basics & get to know each other.

January 19, 2024 from 6-8pm in Brinson Building
February 16, 2024 from 6-8pm in Brinson Building
March 15, 2024 from 6-8pm in Brinson Building

The following meetings will be a time for members to work with their animals.

April 5, 2024 from 6-8pm in Show Arena
April 12, 2024 from 6-8pm in Show Arena
April 19, 2024 from 6-8pm in Show Arena
April 26, 2024 from 6-8pm in Show Arena
May 3, 2024 from 6-8pm in Show Arena
May 10, 2024 from 6-8pm in Show Arena
May 17, 2024 from 6-8pm in Show Arena
May 24, 2024 from 6-8pm in Show Arena
May 31, 2024 from 6-8pm in Show Arena



This meeting is a Felting Workshop
April 20, 2024 from 1-3 pm in the Brinson Building



Extension - 4-H Youth Development



SHELBY COUNTY 2024



RT2: READ, TASTE, TOUCH

OPEN FOR 4-H MEMBERS K - 3RD GRADE

Story Time | Snack | Activity |
Educational Newsletter

October 3, 2023

5:30 - 6:15pm

December 5, 2023

5:30 - 6:15pm

February 6, 2024

5:00 - 5:45pm

April 2, 2024

5:00 - 5:45pm

RT2 Event at the 2024 Shelby County Fair

Tuesday | June 11, 2023 | 9:30am | Brinson
Building, Shelby County Fairgrounds

Email russe238@purdue.edu with any question you may have!

Purdue University is an equal access/ equal opportunity institution.

Swine

There will be a workshop held on Sunday, June 9, 2024 at 4:00 p.m. in the Livestock Arena.

NOTES



***DEMONSTRATIONS,
PUBLIC SPEAKING,
LEGACY & CREATIVE
WRITING***

PRESENT YOURSELF

Demonstration, Public Speaking, Rabbit Illustrated Talk

Contest/Workshop date: May 30, 2024, 6:00 p.m. at the Shelby County Extension Office in the Education Room

***Registration is due to the Extension Office no later than May 24th**

Participation Guidelines:

- Pre-registration with the Extension Office is requested one week before the contest, so that talks and demonstrations can be scheduled appropriately.
- Contests provide 4-H members with the opportunity to learn how to become better communicators. Several methods of delivery will be discussed, and participants will be given opportunities to make presentations, receive constructive criticism and critique others' presentations.
- Participating in any of these contests allows you to put your best effort up front and to compare it with other members' performances. The judges have the hardest part because they must decide who wins!

The County and State Demonstration contests are judged in the following age categories:

Clover - Grade 3, 4 & 5; Junior - Grade 6, 7, & 8; Senior-Grade 9, 10, 11 & 12

Following are descriptions of the current classifications and time limits. Judges will penalize contestants not meeting these time limits!

PUBLIC SPEAKING

Up to three Junior and three Senior contestants at county level may qualify for Indiana State Fair competition (no area competition).

Class Time Limit

Clover: Two to five minutes (not eligible for State Fair competition)

Junior: Three to five minutes

Senior: Five to seven minutes

Props, signs and PowerPoint presentations are not permitted and there is no interaction with the audience.

The topic can be of the 4-H member's choice. Questions may be asked by the judges following the speech.

At the State level, the top three senior individuals, top junior individual, top senior team, and top junior team will be recognized in the Indiana State Fair Celebration of Champions.

POULTRY & RABBIT ILLUSTRATED TALKS

These educational contests are open to any 4-H Poultry or Rabbit project member. Your talk should be on a topic related to your project while using props and/or a PowerPoint, Prezi or other digital presentation. Live animals that would be eligible to show may be used in the illustrated talk.

There is no interaction with the audience.

Novice (Grades 3-4), Junior (Grades 5-6), Intermediate (Grades 7-8), Senior (Grades 9-10) and Master (Grades 11-12)

Time Limit: 5 to 7 minutes

At the State level, the top three senior individuals, top junior individual, top senior team, and top junior team will be recognized in the Indiana State Fair Celebration of Champions.

DEMONSTRATIONS

This contest allows the 4-H member to show the audience step-by-step procedures how to do something related to any 4-H project.

A county may have no more than three (3) entries in the Junior and Senior categories. A Team entry is considered one entry.

Class Time Limit

Clover	Two to five minutes (not eligible for State Fair competition)
Junior	Five to seven minutes
Senior	Five to ten minutes

Examples of a demonstration include how to take a prize winning photograph, how to give an intramuscular antibiotic injection or shot, how to design a mini-barn blueprint, how to construct a garment, how to develop a wild life rehabilitation plan, how to treat a cat for fleas, etc.

Members may use a PowerPoint, Prezi or other digital presentation, signs and other props that will enhance their presentation when giving their how-to demonstration to the audience from a stage or stage-like setting.

If digital media will be used to enhance the presentation, contestants are encouraged to provide their own laptop computer. If the laptop is not equipped with a standard HDMI external video connection, the contestant will need to supply an appropriate adapter. While a standard PC laptop will be available, the quality and compatibility of the digital media cannot be guaranteed as PowerPoint will be the only digital media available. At the county level, participants are encouraged to contact the office prior to presentation to check on digital accommodations.

Live animals are not permitted. There is no interaction with the audience.

Questions may be asked of the contestants by the judges following the demonstration.

Categories will be Clover Individual (county only), Clover Team, Junior Individual, Senior Individual, Junior Team and Senior Team. The team category is for two (2) people and will be determined by the highest grade level of any member of that team.

At the State level, the top three senior individuals, top junior individual, top senior team, and top junior team will be recognized in the Indiana State Fair Celebration of Champions.

INTERACTIVE DEMONSTRATIONS

An interactive demonstration is an opportunity to educate the public about his/her topic of interest within the 4-H curriculum. In an interactive demonstration, the young person may be stationed anywhere in which the public is walking by. The 4-H member will provide a short demonstration of no more than 3 minutes that will actively engage members of the audience in a how-to-do skill development. Examples include, but are not limited to, how to use a measuring cup, how to use a ruler, how to knead dough, how to clean grooming clippers, how to crop a photo, etc.. Props are permitted. Live animals and PowerPoint displays are not permitted. You want the passerby to talk with the young person, try to do what the young person is doing, sample something they are making, judge something, and/or play a game. Although participants will not be judged, an adult will watch the 4-H members interactive demonstration and will provide feedback to the member. The 4-H member will continually repeat their how-to interactive demonstration for the designated time period, typically 45-60 minutes.

Area of Interest-Youth involved in the 4-H program may present their action demo in any 4-H project or curriculum that is offered. Entries need to be made to the Extension Office by June 1 to perform their Interactive Demonstration during the county fair. Your time will be scheduled once all entries have been made.

State Fair: If you are interested in participating in the State Fair Interactive Demonstration Event please contact the Extension Office for more information. This is a non-competitive event.

INFORMATIVE 4-H PRESENTATION

Class Time Limit

Clover	Two to five minutes (not eligible for State Fair)
Junior	Five to seven minutes
Senior	Five to ten minutes

This contest allows the 4-H member to present a topic of their choice related to a 4-H event, project, or activity to the audience. Examples of an informative 4-H presentation include the benefits of attending 4-H Round-Up, State 4-H Junior Leader Conference, Science Workshops, or Citizenship Washington Focus; the impact of a community service project on the 4-H members involved and their community; why a family should enroll their children in 4-H; how 4-H prepares a young person for the workforce or college, etc.

Members may use a PowerPoint, Prezi, or other digital presentation, signs and other props that will enhance their presentation when giving it to the audience from a stage or stage-like setting. If digital media will be used to enhance the presentation, contestants are encouraged to provide their own laptop computer. If the laptop is not equipped with a standard HDMI external video connection, the contestant will need to supply an appropriate adapter. While a standard PC laptop will be available, the quality and compatibility of the digital media cannot be guaranteed as PowerPoint will be the only digital media available. At the county level, participants are encouraged to contact the office prior to presentation to check on digital accommodations.

Live animals are not permitted. There is no interaction with the audience. Questions may be asked of the contestants by the judges following the informative 4-H presentation.

Categories will be Clover Individual (county only), Junior Individual, and Senior Individual.

At the State level, the top three senior individuals, top junior individual, top senior team, and top junior team will be recognized in the Indiana State Fair Celebration of Champions.

A county may have no more than three (3) entries in each of the categories.

PROFESSIONAL PERSUASIVE PRESENTATION

Class Time Limit

Clover	Two to five minutes (not eligible for State Fair)
Junior	Five to seven minutes
Senior	Five to ten minutes

Contestants will be required to research a public issue in their community, collect data showing how this issue is or could affect their community, formulate a plan to address this issue, and present it in a professional manner using electronic digital media such as Power Point, Prezi, etc. Examples of public issues could be the lack of accessibility to trails or public parks, congested traffic locations, public health issues, impoverished neighborhoods, school dropout rates, the size of farm machinery outgrowing the size of roads, etc.

Members must use a PowerPoint, Prezi or other digital media presentation when giving it to the audience from a stage or stage-like setting. Other props may be used to enhance the presentation but are not required. Live animals are not permitted.

There is no interaction with the audience.

Contestants are to submit two (2) sets of accompanying handouts at registration. These handouts should not just be a copy of the presentation, but are to include supporting documentation (graphs, charts, photos, etc) and will be provided to the judges.

Questions may be asked by the judges following the professional presentation.

It is suggested that youth practice by presenting their professional presentation to service clubs, 4-H council or fair board, government officials or other boards.

Categories will be Clover Individual (county only), Junior Individual, Senior Individual, Clover Team (county only), Junior Team, and Senior Team. The team category is for two (2) people and will be determined by the highest grade level of any member of that team.

Contestants are encouraged to provide their own laptop computer. If the laptop is not equipped with a standard HDMI external video connection, the contestant will need to supply an appropriate adapter. While a standard PC laptop will be available, the quality and compatibility of the digital media cannot be guaranteed as PowerPoint will be the only digital media available. A wireless internet connection will be available. At the county level, participants are encouraged to contact the office prior to presentation to check on digital accommodations.

At the State level, the top three senior individuals, top junior individual, top senior team, and top junior team will be recognized in the Indiana State Fair Celebration of Champions.

A county may have no more than three (3) entries in each of the categories.

CREATIVE WRITING

State Fair Entries: 3 exhibits per county, 1 per level

Project Due date is Tuesday, May 28, 2024 by 4:00 p.m. to the Shelby County Extension Office.

- This exhibit allows youth to express creativity while developing writing skills. Examples include a story, autobiography, biography, journal entry, poetry, children's story, skit or play, fiction in verse, alternative history, song lyrics, movie script, creative nonfiction and more. Writing must be authored by the 4-H member and can be fiction or non-fiction.
- Exhibits are to be displayed in a notebook or binder appropriately labeled on the front with the title, 4-H member's name, grade in school, club and county. The notebook or binder is to include a title page and authored work. While most creative writing exhibits will not require research, a bibliography giving credit to sources is to be included with any research article.
- Work can be handwritten or typewritten.
- Illustrations or photos may be included to enhance the writing.
- Writing should not include excessive blood, gore, violence or sexual themes and must be appropriate for all ages to read.

Beginner (Grades 3-5 suggested)

Create and exhibit one age/grade appropriate item. While length or word count is not required, one-page or 250 words is appropriate for most beginners.

Intermediate (Grades 6-8 suggested)

Create and exhibit one age/grade appropriate item. While length or word count is not required, two-page or 500 words is appropriate for most intermediate members.

Advanced (Grades 9-12 suggested)

Create and exhibit one age/grade appropriate item. While length or word count is not required, more than three pages or more than 750 words is appropriate for most advanced members.

“4-H Legacy Group”

Leaving Their Legacy and Leading the Future

A summer intensive designed to develop service and leadership in young people while focusing on the traditions of the Shelby County.

Objective:

To recognize 4-H members in their last 2 years of the program and allow them the opportunity to give something back and better their community while concentrating on leadership and long-standing traditions.

Requirements to be in 4-H Legacy Group:

4-H member in his or her last 2 years of the 4-H program

4-H member must attend regular meetings from April through June

As a group: develop, organize, prepare, fund, and administer the completion of a service project benefiting the Shelby County 4-H Youth Development Program

Recognition:

All Legacy members will be recognized during the Shelby County Fair

All Legacy members will be recognized on the stage during the Hot Dog Feed

A plaque will be displayed on or near the project area.

The first meeting for 2024 will be on Wednesday, January 24, 2024 at the Cassidy shop.

Advisors:

Peggy Cassidy

4-H Volunteer

765-525-9370

Olivia Cassidy

4-H Volunteer

765-525-9370





***MINI
4-H***

MINI 4-H

Youngsters entering Kindergarten and grades one (1) and two (2) in the Fall of 2023 are eligible. January 15th is the target deadline for enrolling online in Mini 4-H.

Mini 4-H Day Camp is also being offered again this year. Day Camp will be held July 11-12, 2024 from 9:00 am –3:00 p.m. each day at the fairgrounds. This camp will have a fee to attend. More details will be available in the spring

Project judging this year will be on Saturday, June 8th from 9-12 noon

Mini Fashion Revue modeling will be Wednesday, June 5th at 11:00 a.m. at Lewis Creek Baptist Church. The public presentation will be on Wednesday, June 5, 2023 at 7:00 p.m. The Mini 4-Hers will need to be dressed in their outfits at 6:30 p.m.

Mini 4-H Livestock Projects

Cats will be shown in conjunction with the 4-H Cat Show on Sunday, June 9th at 1:30 p.m.

Goats, Sheep & Swine will be shown on
Monday, June 11, 2024 beginning at 1:00 p.m. in the Show Arena

Rabbit will be shown in conjunction with the 4-H Rabbit show on Thursday, June 13, 2024 and will start at 10:00 a.m.

Due to space limitations and health requirements, we cannot allow a Mini 4-Her to bring an animal that they may own to the fair to show.

CATS - To complete the project, you will show a Cat at the Shelby County 4-H Fair. The cats for the show will be provided.

GOATS-To complete the project, you will show a goat at the Shelby County 4-H Fair. The goats for the show will be provided.

RABBIT- To complete the project, you will show a rabbit at the Shelby County 4-H Fair. The rabbits for the show will be provided.

SHEEP—To complete the project, you will show a sheep at the Shelby County 4-H Fair. The sheep for the show will be provided.

SWINE-To complete the project, you will show a pig at the Shelby County 4-H Fair. The pigs for the show will be provided.

***Mini 4-H members enrolled in any of these four projects will be invited to attend any workshops given for the 4-H members.*

MINI 4-H WORKSHOPS

Meetings

Thursday, February 8
Thursday, March 7
Thursday, April 4

These meetings will be at 6:00 pm and be held in the Family Arts Building at the Shelby County Fairgrounds.

Cats

Wednesday, March 6
Wednesday, May 1

These meetings will be at 6:30 pm and be held in the Brinson Building at the Shelby County Fair-

Ceramics

Tuesday, March 19

This workshop will be at 3:00 pm and be held at the Shelby County Extension Office.

FUN POULTRY DECORATED EGG SHOW

This is a FUN SHOW and is open to all 4-Hers and Mini 4-Hers. Exhibitors in this Fun Show are NOT required to enter birds. They may enroll by signing up in 4-H Online or by calling or texting Brenda Nortrup - 317-435-7571 with your name and grade.

Classes are divided into Grades K-2, Grades 3-7, Grades 8-12

- Painted Egg Competition
 - ◇ 1 egg consists of one entry. Multiple entries accepted. (Egg size may be chicken, goose, duck, guinea or turkey:
 - ◇ Entry must be hard boiled or blown.
 - ◇ Egg is painted or inked. NO adornment or decorations added.
 - ◇ Some type of upright support recommended.
 - ◇ Egg must be painted/inked by exhibitor.
- Decorated Egg Competition
 - ◇ 1 egg consists of one entry. Multiple entries accepted. (Egg size may be chicken, goose, duck, guinea or turkey)
 - ◇ Entry must be hard boiled or blown.
 - ◇ Egg is to be adorned or decorated but may have paint added.
 - ◇ Outline of egg must be recognizable.
 - ◇ Egg decoration must be created by the exhibitor.

Bring your decorated egg on Monday June 10th to the Poultry barn anytime between 9 am—5 pm. Judging will be on Tuesday afternoon during the Poultry show (the show starts at 1:00 p.m.)

Prizes will be provided by the Indiana State Poultry Association (ISPA). No premium money will be paid.

Mini 4-H General Project Judging
Saturday, June 8, 2024, 9 am - 12 noon

All projects should have a name tag attached, including Name, Age, and School attended. Posters should be 14" x 22" and be mounted on stiff cardboard or poster board and covered with plastic. If size of project is not specified, projects cannot exceed 3' x 3'. For special consideration of larger projects, please contact the Extension Office by June 1.

PROJECT NAME **EXHIBIT**
REQUIREMENTS

CAKE DECORATING

Three (3) decorated cupcakes OR three (3) decorated cookies on a heavy paper plate.

CERAMICS

A painted article of greenware or clay.

COLLECTIONS

Choose one:

- a. Collection displayed in shoe box. (You need to add three items to your collection each year.)
- b. Poster, 14" x 22".
- c. An album or binder

CONSTRUCTION SETS

Exhibit something you have made from a construction set such as Legos, K'nex, Lincoln Logs, etc.

CRAFTS

Exhibit one craft item that you have made. Refer to your manual for suggested items or make your own creative craft.

ENTOMOLOGY 1

Identify parts of a fly. Color the Butterfly or the moth and mount it on a 14" x 22" poster board.

ENTOMOLOGY 2

Identify the parts of the ant and wasp. Collect five different insect pictures and mount them on a 14" x 22" poster board. Label each with the correct common name.

PROJECT NAME **EXHIBIT**
REQUIREMENTS

ENTOMOLOGY 3

- a. Design & make your own bug using materials around the house
- b. Make a poster or book showing the life cycle of a bug
- c. Make a poster showing bugs that live in groups on one half and bugs that live alone on the other half
- d. Make a project activity as a group and take it to the fair to show the kinds of things your group has been doing
- e. Make a scrapbook of pictures showing your group having fun while making the project activities in this manual
- f. Make a group mural showing a variety of bugs and where they live

EQUINE (HORSES)

First-year members identify the parts of a horse and mount on a 14" x 22" poster board. Second-year members identify the parts of a horse on the horse term page and mount 3 of the items on a 14" x 22" poster board. Third-year members draw a picture that illustrates at least one of the ten Things to Remember and write the rule or rules you illustrated OR draw a picture of your ideal horse and write a paragraph describing the horse (breed, color, markings, etc.) Mount the picture and story on a 14" x 22" poster.

FASHION REVUE

Choose an outfit from your closet OR create a costume, dress up outfit or party outfit OR wear a sports outfit and model it at the County Fair.

PROJECT NAME EXHIBIT
REQUIREMENTS

FLOWERS

Choose one (select a different one each year):

- a. One blossom, exhibited in a soft drink bottle or small vase.
- b. Notebook of flowers (labeled)
- c. Small arrangement of three flowers

FOODS

Exhibit a peanut butter sandwich, popcorn snack, no-bake cookies, or marshmallow treats on a 9" disposable plate or a 14" x 22" poster on kitchen safety rules or the food plate.

LIVESTOCK

Years 1 & 2 - choose one of the following topics (using a different one each year) and put your exhibit on a 14" x 22" poster

- a picture that you have drawn of one of the animals in this book
- a story you have written about one of the animals in this book
- a collection of cut-out pictures of one or more of the animals in this book
- if your family owns one of the animals listed in this book, make a poster of pictures of you taking care of your animal

Year 3 - choose one of the animals you read about in your book. Draw a picture of the animal and write a short (no more than one page) story about it. Include in your story what the animal is and its breed. Tell us about that breed plus something interesting about this animal.

MODEL KITS

One assembled model kit (car, boat, animal, airplane, etc.), painted appropriately.

PROJECT NAME EXHIBIT
REQUIREMENTS

MY PET AND ME

Make one project notebook or poster and bring it to the fair for judging.

RECYCLING

Exhibit an item you have made from recycled materials as outlined in your manual.

SCRAPBOOK

Scrapbook with two consecutive pages designated as the pages that you would like to have judged.

SEWING

Exhibit will be one of the following:

- Fringe a scarf
- Quilt square initials
- Tic tac toe weaving
- Stitch the mouse
- Connect a pattern
- Flight pattern

SPACE

On the computer go to spaceplace.nasa.gov/

Visit and explore one of the areas:

- A. Universe
- B. Sun
- C. Earth
- D. Solar System
- E. Science & Technology

To create a project for the fair, choose an activity or craft from one of the above sections at spaceplace and complete a project to display.

We also have a Space manual available to use for your project.

MINI 4-H JUDGING

Wednesday, June 5th
Lewis Creek Baptist Church

<u>PROJECT NAME</u>	<u>EXHIBIT REQUIREMENTS</u>
---------------------	-----------------------------

TREES

Exhibit one of the following doing a different one each year

- an activity outlined in your manual
- draw a picture of your favorite tree during the four seasons
- a collage of pictures cut from magazines
- a book of leaf rubbings using five leaves that you think are interesting
- a poster no larger than 14" x 22" that is tree shaped and glue the things you found on a walk in a local park that have fallen from trees onto the poster.

VEGGIE ART

Create art by using fruits and vegetables and assemble them (using all edible parts) to build an animal or any creature you wish.

WILDLIFE

Exhibit one of the following:

- Complete the poster about the animals you learned about, as stated in the project book. Mount on a 14" x 22" poster board.
- Complete the poster about the 3 birds and 2 mammals as stated in the project book. Mount on a 14" x 22" posterboard.
- Write a story about an animal and provide a picture. Put in plastic sleeve.

WOODCRAFT

Complete Project Book and one of the following:

- Bird Feeder
- Bookend
- Shelf

While Mini 4-H projects are not State Fair exhibits, we are very proud you have joined

Mini 4-H is a non-competitive learning environment designed to encourage positive development of children in Grades K - 2.

Fashion Revue

10:30 a.m. - Judging the outfit you put together

7:00 p.m. - Public Fashion Revue Show

Saturday, June 8th
9:00 - 12 noon
In the Community Building

Cake Decorating

Ceramics

Collections

Construction Sets

Crafts

Entomology

Equine

Flowers

Foods

Livestock

Model Kits

My Pet and Me

Recycling

Scrapbook

Sewing

Space

Trees

Veggie Art

Wildlife

Woodcraft

Project Pick-up is on Monday, June 17, 2024 from 5:00-7:00 p.m. at the Shelby County Fairgrounds (4-H Buildings).

We do have available in our office some kits for making a Snowman craft and a rocket for Space. These kits are free and are on a first-come, first-served basis.



GENERAL PROJECTS

General Project exhibit requirements, completion requirements, judging information

SHELBY COUNTY EXHIBITION GENERAL RULES

General Project Exhibition: 4-H exhibits other than animal projects are housed in the 4-H and Community Buildings. Each project exhibited must have a label. The label will be furnished by the Shelby County Extension Office. This label will include name, club, project, division or level, and your grade. If your label issued from the Extension Office is lost, blank labels will be available at the fair or you may make your own. Each separate article of every project must be labeled. Requirements for exhibiting/showing at the county fair are listed individually in each project description in this handbook. Any project that is deemed to be inappropriate as an exhibit in good taste may be removed from display as determined by the 4-H Youth Educator. Any exhibit removed from display prior to the official release will be disqualified. Any placings and prizes (including ribbons, money, medals, trophies, etc.) awarded to that exhibit will be forfeited.

A 4-H member may exhibit or participate in any class or activity provided he/she meets the eligibility guidelines specified for each.

For State Fair entries: The State Fair entrant must inform the Extension Office within 3 days of premium collection if they do not plan to exhibit at the State Fair. The alternate State Fair entrant will then have the opportunity to exhibit. Judges will approve a runner-up state fair entry at judging.

Poster Guidelines: All 4-H poster exhibits MUST comply with the following rules:

- 1) Size - 22" x 28" poster board (unless otherwise stated in the manual)
- 2) Display - Horizontally
- 3) Covered - Clear plastic
- 4) Mounted - On stiff backing, foam board, corrugated board, thin paneling, thin luan board - keep it light and thin.
- 5) Name Tag - Mount in bottom right corner below or above plastic. This will be mounted vertically. Be sure to leave room for it. **Do not tear off or fold up the bottom of your exhibit tag.**
- 6) Must have reference list (see note below).



If an exhibit does not meet any one of these requirements, a minimum of one ribbon placing will be lost. Don't forget Title, Subtitles or numbers if needed, and use creativity within the boundaries of the project rules.

Binder Notebook Guidelines:

- 1) Identification label on front binder giving name of 4-H'er, county, club, grade, and year in project.
- 2) Title page inside binder naming activity (or activities)
- 3) Pages explaining how activity was developed and is to be used
- 4) Photographs showing how the activity was used along with assembly
- 5) Explanation of skills learned and any additional information to share with the reader.
- 5) Optional: Plastic sheet protectors, page decorations, binder cover decoration, etc.

Display Board Guidelines:

- 1) Should be designed to sit on a table using no more than 36" of tabletop space
- 2) Exhibit tag-Leave space in the lower right hand corner. This will be mounted vertically.

NOTE FOR ALL POSTERS, NOTEBOOKS AND DISPLAY BOARDS:

All posters, notebooks, and display boards must include a reference list indicating where information was obtained, giving credit to the original author, to complete the 4-H member's exhibit. This reference list should/might include web site links, people and professionals interviewed, books, magazines, etc. It is recommended this reference list be attached to the back of a poster or display board, be the last page of a notebook, or included as part of the display visible to the public. A judge is not to discredit an exhibit for the manner in which references are listed.

2024– Grades for Project Manuals

Curriculum with Four Levels (i.e., Child Development, Consumer Livestock, Floriculture, Foods/Food Preservation, Garden, Microwave Cooking, Tractor, and Woodworking)

- Level A – Grades 3 and 4 (2 years)
- Level B – Grades 5 and 6 (2 years)
- Level C – Grades 7, 8 and 9 (3 years)
- Level D – Grades 10, 11 and 12 (3 years)

Curriculum with Three Levels (Livestock Projects, Aerospace, Barbeque, Geology, Home Environment, Horseless Horseman, Indiana Heritage, Robotics, & Small Animals)

- Level 1 – Grades 3, 4 and 5 (3 years)
- Level 2 – Grades 6, 7 and 8 (3 years)
- Level 3 – Grades 9, 10, 11 and 12

Clover, Junior, and Senior (Arts & Crafts, Ceramics, Collections, Construction & Architectural Replica, Crops, Fine Arts, Models, Needlecraft, Do Your Own Thing, Gift Wrapping, Recycling, Scrapbook, Sew For Fun, Sports, Wearable Art & Wildflowers)

- Clover – Grades 3 and 4 (2 years)
- Junior – Grades 5, 6, and 7 (3 years)
- Senior – Grades 8, 9, 10, 11 and 12

Beginner, Intermediate, and Advanced (Animal Posters, Bicycle Poster, Cake Decorating, Computer, Consumer Clothing, Cookie Decorating, Cupcake Decorating, Entomology, Forestry, Geology, Health, Llama/Alpaca Fiber Craft, Fleece & Poster, Photography, Reading, Shooting Sports, Small Engines, Soil & Water, Sportfishing, Vet Science, Weather, and Wildlife)

- Beginner—Grades 3, 4 and 5 (3years)
- Intermediate - Grades 6, 7 and 8 (3 years)
- Advanced—Grades 9, 10, 11 and 12 (4 years)

Curriculum by Grades (Construction Sets, Creating With a Mix, Sewing Construction)

Curriculum by years in project (Electric, Genealogy, Weeds & Welding)

No divisions (Family Project, H.E.L.P.)

All 4-H members are enrolled by grade.

Exhibition Deadlines

- May 15 - All animals requiring 4-H Animal Identification must be identified in 4-H Online. This includes Beef, Dairy Cattle, Goats (Dairy, Meat & Pygmy), Horse & Pony, Llamas & Alpacas, Sheep & Swine. Shelby County does not require Cats, Dogs, Poultry or Rabbits to be identified in 4-H Online.
- May 15 - For Shelby County this is the registration deadline as well as the Drop/Add for projects.
- May 15 - 4-Hers exhibiting Beef Cattle, Dairy Cattle, Dairy Goats, Meat Goats, Poultry, Rabbits, Sheep, & Swine must complete the Indiana 4-H Quality Livestock Care or the Youth for Quality Care for Animals (YQCA) must be completed by this date. 4-Hers completing the YQCA must provide the Extension Office with a copy of their completion certificate.
- May 15 - Pen Reservation Forms and Livestock Auction Forms are due.
- May 1 - 21 - All exhibits must be entered into Fair Entry.
 - ◊ Livestock - must identify the classes they will be showing their animals in. Those missing the deadline will be able to show their animal in its class and receive feedback from the judge but receive no placing. They will still be able to participate fully in showmanship classes.
 - ◊ Non-Livestock - must identify the classes they will be entering their project in. Those missing the deadline may compete and the highest placing is "blue".

4-H GENERAL PROJECT JUDGING

Monday, June 3rd
5:00 - 8:00 p.m.
In the Community Building

Aerospace
Beekeeping
Bicycle Poster
Child Development
Collections
Construction Sets
Crafts (Arts & Crafts, Ceramics, Construction & Architectural Replica, Fine Arts, Models, Needlecraft & Wearable Art)
Do Your Own Thing
Entomology
Family Project
Forestry
Genealogy
Gift Wrapping
H.E.L.P.
Health
Home Environment
Indiana Heritage
Reading
Scrapbooking
Sports
Weeds
Wildflowers

Tuesday, June 4th
5:00 - 8:00 p.m.
In the Community Building

Computers
Consumer Livestock
Electric
Geology
Horseless Horseman
Livestock Posters (Cat, Dog, Poultry, Rabbit)
Llama Poster, Fleece & Fiber Crafts
Photography -Levels 1, 2, 3
Recycling
Robotics
Shooting Sports
Small Animals
Small Engines
Soil and Water Science
Sportfishing
Tractor
Veterinary Science
Weather
Welding
Wildlife
Woodworking

DON'T FORGET
Green Record Books are due on
Wednesday, June 5th by 4:00 p.m. to
receive any premium money. You may
turn them in at judging or take it to the
Extension Office.

If you cannot be present for judging, please
drop projects off at the Extension Office
before 4:00 p.m. on June 3rd.

4-H GENERAL PROJECT JUDGING

Wednesday, June 5th
Lewis Creek Baptist Church
1400 E 600 S
Waldron, IN 46182

Fashion Revue (modeling the outfit you made)

9:00 a.m.- All Sew For Fun
9:30 a.m.- All Sewing Construction
10:00 a.m.- All Consumer Clothing
10:30 a.m.- Wearable Art
11:00 a.m. - Mini 4-H'ers (the outfit
you put together)

Construction Judging (judging your sewing of the garment/outfit)

9:00 a.m. - 12:00 noon

Sewing for Fun (all levels)

Sewing (all levels)

Consumer Clothing (notebook judging and interview)

10:00 a.m. - Beginners, Intermediate, Advanced (This will start immediately following the Fashion Revue judging)

Consumer Clothing Notebooks are due by the end of project judging (8:00 p.m.) on Tuesday, June 4th. You may turn them in to the Extension Office 8:00 a.m. - 4:00 p.m.

Public Fashion Revue is Wednesday, June 5th, 7:00 p.m., Lewis Creek Baptist Church

Saturday, June 8th
9:00 a.m. - 12 noon
4-H Building & Brinson Building

Cake Decorating

Cookie Decorating

Create With a Mix

Crops

Cupcake Decorating

Floriculture

Foods/Food Preservation

Garden

Garden "Just For Fun"

Microwave

*If you have a 4-H judging conflict, please let Extension staff know so accommodations can be made.

Friday June 14th
12 noon - 2:00 p.m.
Stage behind Brinson Building

Barbeque
(cooking will start at 11:00 a.m.)

Saturday, June 15th
4:00 p.m.

Bicycle Rodeo

Project check out will be on Monday, June 17, 2024, 5:00 p.m. - 7:00 p.m., in the 4-H Building at the fairgrounds. This is the only time premium monies will be available. Both General Project and Livestock premiums will be available then. You may send someone to pick up and sign for your projects.

If you do not pick up your projects on June 17th, a second pick up date will be August 19th, from 5-7 p.m. NO PREMIUM MONEY WILL BE AVAILABLE.

AEROSPACE

State Fair Entries: One rocket, remote control aircraft, drone, poster, notebook or display board in each grade/age category (grades 3-5, grades 6 - 8 and grades 9 -12)

GREEN RECORD BOOK COMPLETION REQUIREMENT:

- Complete a Shelby County Record Sheet.

EXHIBIT GUIDELINES:

- See Poster Guidelines in the Shelby County General Project Guidelines found on Page 74.
- No "Ready to Fly" or E2X rockets are acceptable in the 4-H Aerospace project. They also cannot have plastic fins.
- Rockets may be exhibited with a base, but launch pads are not permitted. All rockets must weigh less than 3.3 pounds and considered an amateur rocket according to FAA regulations.
- Remote control aircraft or drones may be constructed from a kit or purchased ready-to-fly. The power source (rocket engine, battery pack, etc) is to be removed before being placed in public exhibition.

Beginner (Grades 3 - 5)

Manual: Lift Off (BU-6843)

Exhibit one of the following:

- Rocket of your choice, designed for a new model rocket enthusiast with a difficulty level that is appropriate for the suggested grade level or comparable difficulty. OR
- Remote control aircraft or drone of your choice that is age/grade appropriate and compliant with FAA regulations, federal and state laws, and local ordinances. This exhibit choice is to include a notebook or poster including how the aircraft/drone was used and aerospace skills learned. Displaying the aircraft or drone is optional. Other topics could include how a quadcopter operates, controls used to fly a quadcopter, UAV regulations administered by Federal Aviation Administration, commercial and emergency uses of UAVs and more.

NOTE: Cluster engine rockets that take an engine D or above are not permitted in this level.

Intermediate (Grades 6 - 8)

Manual: Reaching New Heights (BU-6844)

Exhibit one of the following:

- Construct a Rocket of your choice designed for a model rocket enthusiast with some experience and with a difficulty level that is appropriate for the suggested grade level OR
- Construct or learn to fly a remote control aircraft or drone of your choice that is age/grade appropriate and compliant with FAA regulations, federal and state laws, and local ordinances. This exhibit choice is to include a notebook or poster including how the aircraft/drone was used and aerospace skills learned. Displaying the aircraft or drone is optional. Other topics could include interviewing a certified UAV pilot who works in law enforcement, EMS, fire, Purdue Extension, commercial or other application. Other options could include creating a flight plan or interfacing with other computer software.

NOTE: Cluster engine rockets and rockets that take an engine E or above are not permitted in this level.

Advanced (Grades 9 - 12)

Manual: Pilot in Command (BU-6845)

Exhibit one of the following:

- Construct a rocket of your choice designed for an experienced model rocket enthusiast and with a difficulty level that is appropriate for the suggested grade level OR
- Construct or learn to fly a remote control aircraft or drone of your choice that is age/grade appropriate and compliant with FAA regulations, federal and state laws, and local ordinances. This exhibit choice is to include a notebook or poster including how the aircraft/drone was used and aerospace skills learned. Displaying the aircraft or drone is optional. Other topics would include using “stitching” software to produce an orthomosaic map for a research purpose, identifying Department of Transportation Aeronautical Chart features and explain how these are important to a drone pilot, how to obtain a drone pilot license, or more. If 16 years of age or older the member could obtain a license by completing and passing the official FAA POart 107 UAV licensing test.

NOTE: Rockets that take an engine G or above are not permitted.

ANIMAL EDUCATION

The projects that you will find under this listing in 4-H Online are Dog Poster, Cat Poster, Llama/Alpaca Poster, Poultry Poster, and Rabbit Poster. They are listed individually in our Handbook with the project requirements for each.

ARTS & CRAFTS

State Fair Entries: Fine Arts - 2 entries, Needle Craft - 2 entries, Model Craft - 2 entries, Construction & Architectural Replica Craft - 1 entry, Arts & Craft - 5 entries

GREEN RECORD BOOK COMPLETION REQUIREMENT:

- Do not combine different areas of crafts (e.g. needle craft and fine arts) on one record sheet. Complete a Shelby County Record Sheet. Each exhibit requires its own record sheet. Indicate the specific art or craft on the record sheet as listed in each section below.

EXHIBIT GUIDELINES:

- A member may exhibit two (2) articles in any of the craft areas for a maximum of 10 exhibits.
- If an item is to be hung on the wall, it must be mounted and framed appropriately, and must be prepared for hanging. For Fine Arts, all projects must be prepared for hanging.
- Model Craft exhibits are a small replica. No die casts are allowed.
- Wood Craft items are acceptable in the Any Other Craft Category, provided they are not a 4-H Woodworking Project. Woodworking projects are made completely from scratch; wood crafts may be made from kits.
- Attach to project the 4-H-618A-W, 4-H Craft Information Card for description of work completed on the project.
- If multiple pieces make up the exhibit, a photograph of the complete exhibit should be attached to the exhibit so the total exhibit can properly be displayed. For safety purposes, any craft exhibit that resembles a sword, knife, or look-a-like weapon will be judged but will not be displayed.
- Judging in all areas is divided into Beginner Grades 3-5 suggested, Intermediate Grades 6-8 suggested and Advanced Grades 9-12 suggested.
- Judges evaluating exhibits should recognize individual differences and creativity, therefore using information in this document as a guide rather than a requirement.

NOTE: Legos may be entered in the Construction & Architectural Replica division of Arts & Crafts OR in Construction Sets (County project) not both.

ARTS & CRAFTS

Allows youth to learn life skills and grow in project knowledge while expressing creativity in a variety of mediums.

All Age Divisions

Create and exhibit one age/grade appropriate artwork.

Exhibitors should be considerate of space. Exhibits too large to safely move or requiring lots of space should be exhibited using photographs and a description of work in a notebook.

Youth may exhibit any art or craft that does not meet exhibit requirements in Ceramics, Fine Arts, Needle Craft, Model Craft or Construction & Architectural Replica.

CERAMICS

Categories - Beginner (Grades 3-5), Intermediate (Grades 6-8), Advanced (Grades 9 & Above)
Manual - None

EXHIBIT GUIDELINES:

1. All exhibits must begin with a piece of greenware or clay.
2. Piece must have name or initials and year carved into the bottom.
3. The use of lead free glazes is required on all food surfaces.
4. Inside must be finished if they have a usable surface. (ex. Vase)
5. Must be kiln fired.
6. A craft card (4-H618a-W) must be submitted with project.

Exhibit the following:

Grade 3

Exhibit one article/set using the following techniques:

- Clean and Stain.
- Antiquing and Dry Brushing are prohibited.

Grade 4

Exhibit one article/set using the following techniques.

- Clean and glaze.
- Specialty glazes are prohibited.

Grade 5

Exhibit one article/set using the following techniques.

- Clean and stain. Then dry brush and/or antique.

Grade 6

Exhibit one article/set using the following techniques.

- Clean article. Then use a combination of glaze and stain.
- Specialty Glazes are not permitted.

Grade 7

Exhibit one article/set using the following techniques.

- Clean and glaze article with a minimum of two glazes. One of which must be a specialty glaze such as a crystal, a crackling or a textured.

Grade 8

Exhibit one article/set using the following techniques.

- Personally alter your project in the greenware state.

32

Grade 9

Exhibit one article/set using the following techniques.

- Use a specialty technique such as, but not limited to majolica, scraffito, design work using wax resist or silica sand or advanced decal work.
- Free Choice
- This exhibit may include techniques that are not listed above.

Grades 10—12

Exhibit one article/set using the following techniques.

- Free Choice, including sculptures and/or pottery created by 4-H member.

This exhibit may include techniques that are not listed above
Must be kiln fired

FINE ARTS

Allows youth to learn life skills and grow in project knowledge while expressing creativity through painting and drawing.

All Age Divisions

Create and exhibit one age/grade appropriate artwork.

Oil, charcoal pastels, pencil, ink, acrylic, watercolor or similar artistic work can be displayed on canvas, canvas board, or paper. All work must be framed as a picture and prepared for hanging. Canvas art on a wooden frame is considered prepared for hanging provided that frame has a hanger.

CONSTRUCTION & ARCHITECTURAL REPLICA

Allows youth to learn life skills and grow in project knowledge while expressing creativity when designing replicas.

All Age Divisions

Create and exhibit one age/grade appropriate artistic scene or replica.

Exhibits can include farm scenes, town models, building replicas, or similar items and can be constructed from building blocks (Lego), erector sets, or other materials. The product should be constructed to scale as much as possible. Consider adding a clear cover to protect the exhibit while being displayed to the public. This exhibit will most likely be displayed on an 8' long table top with two or three exhibits per table.

Exhibitors should be considerate of space. Exhibits too large to safely move or requiring lots of space should be exhibited using photographs and a description of work in a notebook.

If an exhibitor is concerned about their creation being damaged while on display, they should consider constructing a clear plastic cover to encase the exhibit.

NEEDLE CRAFT HANDWORK

Allows youth to learn life skills and grow in project knowledge while expressing creativity in needle crafts.

All Age Divisions

Create and exhibit one age/grade appropriate needle craft.

Hand crafted knitting, embroidery, crocheting, needlepoint, crewel, candle wicking, chicken scratching, hand quilting, tatting, huck embroidery, and hemstitching are suggested exhibits. Entries may also include pulled, drawn and counted thread work and punch needle work. Needle craft exhibits do not include latch hook, plastic canvas, machine knitting, machine quilting, or arm knitting/crocheting.

MODEL CRAFT

Allows youth to learn life skills and grow in project knowledge while expressing creativity when building a model.

Create and exhibit one age/grade appropriate model.

Exhibits must be a small scale replica made of injected styrene plastics with approximately 25% of the surface painted. Wood, paper, clay die-cast, or snap together models are not permitted. Screws and pre-painted or pre-decaled factory models are not permitted. Exhibits made from building blocks (Legos) are not permitted.

If the model is being built from a kit, include a copy of the instructions with the information card. Original instructions should be kept by the exhibitor in a safe location at home.

SNAP TOGETHER MODELS

County Only - Not a State Fair Project

Age Categories: Clover, Junior, Senior

This category of Models will have champions of each division but they will not be considered for Grand Champion or Reserve Grand Champion of the Models project.

WEARABLE ARTS

Wearable Arts include any wearable item created from items such as but not limited to used material, duct tape, ties, etc. or a design applied to a ready-made item. Sequins, paint, lace, buttons, appliqué, etc. can be used. No jewelry is allowed in this category. 4-H member will be enrolled in the project by their grade level in school.

Each category will be judged by the following grade categories:

Beginner Grades 3-5 suggested
Intermediate Grades 6-8 suggested
Advanced Grades 9-12 suggested.

GENERAL INFORMATION

1. Record sheets must be completed and entered for each category prior to judging.
2. Craft exhibits with more than one piece, obviously together, matching or coordinated in design, etc, must have each piece labeled. Will be judged as a set and one ribbon will be awarded.
3. Attach a State Craft Card (4-H-618A-W) Obtain from your 4-H Leader or the Extension Office.

You may model your project in the Fashion Revue. Wearable Arts has its own awards in the Fashion Revue.

WEARABLE ART Fashion Revue

Superintendent: Carol Lee - 317-443-3275, Erin Needham - 317-512-1871

Not a State Fair Project

Public Fashion Revue Show: Wednesday, June 5, 2024, 7:00 p.m. - Lewis Creek Baptist Church

EXHIBIT GUIDELINES:

- A 4-H'er has the option of participating in Fashion Revue categories for "Sewing Construction", "Consumer Clothing", "Sewing For Fun" and/or "Wearable Art" in one year.
- Garments modeled must have been made by participants since the previous year's county fair. The item modeled must be a wearable item. No non-wearables will be allowed to enter Fashion Revue.
- Item will be modeled by the person it was made for. The 4-H'er who made the item will also be present during judging to answer any questions. No animals will be permitted to participate in Fashion Revue.
- Judging will be on Wednesday, June 5, 2024

BARBEQUE

Not a State Fair Project

GREEN RECORD BOOK COMPLETION REQUIREMENT:

- Complete a Shelby County Record Sheet.

EXHIBIT GUIDELINES:

- 4-Her will learn about various methods of grilling and cuts of meat appropriate for this method of cooking.
- To complete this project, 4-H members will be preparing their product at the fair. **Pre-cooking of meat before arriving at contest is NOT ALLOWED.** 4-Her will be responsible for providing their own equipment and meat product they plan to cook.
- No alcohol may be used in recipes, as alcoholic beverages are not allowed on grounds.
- At least one pound of meat must be used.
- Long hair must be pulled back and secured.
- To meet food handling requirements, food handling gloves will be provided and must be used, when not using tongs, to make presentation of a cut of meat.
- A 5 x 8 recipe card with ingredients and directions for preparation must accompany entrée at the fair.
- 4-Her is responsible for cleaning up all trash (including hot coals) and removing it from the grounds. There will be trash receptacles available; however, they are not to be used to dump hot coals or large trash items.
- A champion will be selected in each of the divisions with an overall Grand Champion being selected from the champions.

Level A (Grades 3-5) - Exhibit will be preparation of a cut of meat, beef, pork, or poultry.

Level B (Grades 6-8) - Exhibit will be preparation of a cut of meat—beef, pork, poultry, lamb or rabbit, include a form of garnishment

Level C (Grades 9-12) - Exhibit will be preparation of a cut of meat—beef, pork, poultry, lamb, rabbit or seafood with an accompaniment side dish, all prepared on the grill. Presentation of meat will be included in judging criteria at this level and 4-Her must provide their own presentation materials.

BEEKEEPING

This project will help youth learn beekeeping, the types of bees, the honey and wax they produce, the plants that attract bees, and the equipment a beekeeper needs.

State Fair Entries: One Educational exhibit per county. 1 Honey exhibit per member, unlimited number of county entries.

GREEN RECORD BOOK COMPLETION REQUIREMENT:

- Complete a Shelby County Record Sheet.

EXHIBIT GUIDELINES

- See Poster Guidelines in the Shelby County General Project Guidelines found on Page 74. The topic you choose for a poster will be your exhibit title, so the judges know which activity you completed. You may also use a creative sub-title if you wish.
- There are no age/grade specifications for beekeeping exhibits. No bee hives may be brought to the fair.
- Honey water content will be measured.
- Fill level: the honey should be filled to the jar shoulder, not over, nor under.
- Chunk honey should go in a wide-mouth jar, preferably one specially made for chunk honey (see beekeeping catalogs)
- Be careful to distinguish “chunk honey” (comb in jar) from “cut comb” (comb only in box) Honey (including chunk, cut comb, and comb) must be collected since the previous county fair.

Educational Poster or Display (Grades 3-12)

Create an educational poster, notebook or display about any manual activity or on any beekeeping topic of choice that is age/grade appropriate. Youth can also design and complete an independent study activity.

Single Honey Product (Grades 3-12)

Exhibit one of the following:

1. Extracted honey—2 one-pound jars, shown in glass or clear plastic, screw-top jars holding 1 pound of honey each.
2. Chunk honey (comb in jar) - 2 one-pound jars (wide-mouth glass or clear plastic).
3. Cut-comb honey—2 one-pound boxes (These are usually 4 1/2" x 4 1/2" in size).

Two Honey Products (Grades 3 - 12)

Exhibit two of the four kinds of honey listed below.

1. Extracted Honey—2 one-pound jars (glass or clear plastic).
2. Chunk Honey (comb in jar) - 2 one-pound jars (wide-mouth—glass or clear plastic).
3. Cut-comb Honey - 2 one-pound boxes. Boxes are usually 4 1/2" x 4 1/2"
4. Comb Honey—2 sections (honey built by bees in frames of wood commonly called “sections”. Boxes are usually 4 1/2" x 4 1/2" in size.

BICYCLE POSTER

Not a State Fair Project

GREEN RECORD BOOK COMPLETION REQUIREMENT:

- Complete a Shelby County Record Sheet.

EXHIBIT GUIDELINES:

- See Poster, Notebook & Display Guidelines on Page 74 of the Shelby County Handbook.
- You are not required to participate in the Bicycle Rodeo to exhibit a Bicycle poster.

Judges evaluating exhibits should recognize individual differences and creativity, therefore using information in this document as a guide rather than a requirement.

Beginner (Grades 3-5 suggested)

Create an educational poster, notebook or display about a bicycle topic of choice that is age/grade appropriate.

Intermediate (Grades 6-8 suggested)

Create an educational poster, notebook or display about a bicycle topic of choice that is age/grade appropriate.

Advanced (Grades 9-12 suggested)

Create an educational poster, notebook or display about a bicycle topic of choice that is age/grade appropriate.

BICYCLE RODEO

Not a State Fair Project

GREEN RECORD BOOK COMPLETION REQUIREMENT:

- Complete a Shelby County Record Sheet.

1. All participants will be scored on written quiz, maintenance/safety check of bicycle, parts, tools and accessories identification, bicycle operation on skill events, and safety while at the rodeo.
2. Each participant will take a written quiz. The junior division quiz will consist of 15 questions, and the senior division quiz will consist of 25 questions. Each question incorrectly answered will add four (4) points to the participant's score.
3. Quiz questions will be drawn from the Indiana 4-H bicycle manuals. State traffic rules and regulations pertaining to the operation of bicycles will be covered.
4. Junior division participants will be expected to find five (5) maintenance and/or safety problems on a bicycle provided. Senior division participants must find ten (10) maintenance and/or safety problems. A penalty of five (5) points will be assessed for each maintenance and/or safety item missed or incorrectly listed.
5. Junior division participants will identify ten (10) bicycle parts, tools or accessories and senior division participants will identify 20. Each item incorrectly identified will result in a five-point penalty.
6. Participants will be required to wear a helmet at all times when operating a bicycle on the rodeo course.
7. Participants will complete skill events #1 (city block) and #2 (obstacle course) as specified in 4-H 733 "suggestions for conducting an Indiana 4-H bicycle rodeo". Penalty points will be assessed as provided for in 4-H 733 "suggestions for conducting an Indiana 4-H bicycle rodeo".
8. Terms and conditions will be outlined in 4-H 733 "suggestions for conducting an Indiana 4-H bicycle rodeo".

Levels: Junior (Grades 3-7) Senior (Grades 8-12)

CAKE DECORATING

The Cake Decorating project allows youth to utilize their artistic ability and expressions as they learn decorating techniques and skills. Anyone wanting to learn baking skills should refer to the 4-H Foods project.

State Fair Entries: One entry per level.

GREEN RECORD BOOK COMPLETION REQUIREMENT:

- Complete a Shelby County Record Sheet.

EXHIBIT GUIDELINES:

The cake decorating subject provides skills-based educational experiences that provide an opportunity for mastery before building on that experience to develop more advanced skills. This subject area is divided into three levels: Beginner (Grades 3-5), Intermediate (Grades 6-8), and Advanced (Grades 9-12). While the defined grades are intended to be a guide, older youth enrolled in this subject for the first time may start in a lower grade skill level with permission by the county extension educator, followed by an appropriate level the following year.

Skills and techniques demonstrated should be by age/grade appropriate. While it is not to say a beginner level member cannot master an advanced level skill, it would be rare and unique. Therefore, exhibited cakes must demonstrate the minimum five techniques from their given level outlined in Indiana 4-H Cake Decorating Skills and Techniques, 4-H 710A, but may also include higher/lower level techniques that have been mastered. Any higher/lower level techniques will not be counted as part of the minimum five, but nevertheless will be evaluated for quality. All exhibited cakes must be created using a Styrofoam, foam, or other solid dummy. Unless otherwise stated, cakes are to be iced using Royal icing or Buttercream. Buttercream icing will not withstand environmental conditions and may become soft, melt, not withhold its shape, and colors may bleed when being displayed an extended period of time. When displaying a cut-up cake or tiered cake, the exhibitor must include a diagram and description indicating how the cake was assembled. This diagram and description can be attached to or written on the skills sheet. All exhibits must include a completed Cake Decorating Skills Sheet (4-H 710) and must accompany the cake for the judge's reference during judging. Skills sheets are for judging purposes only and will not be returned to the exhibitor at the State Fair.

Judges evaluating exhibits should recognize individual differences and creativity, therefore using information in this document as a guide rather than a requirement.

Beginner Level (Grades 3-5 suggested)

A minimum of five beginner skills are to be demonstrated. A list of skills to choose from can be found on the Indiana 4-H Cake Decorating Skills and Techniques, 4-H 710A sheet. Cakes must be on a cake board strong enough to support the cake (approximately 3/8" thick) and 2-4" larger than the cake. For example, if the cake is 8" in diameter, then the cake board must be 10-12" in diameter. The cake board must be neatly covered and well taped or otherwise attached underneath. Cakes exhibited in the beginner level are to be a single tier/layer, and may be round, square, or rectangular and the cake board is to be no more than 12"x12".

Intermediate Level (Grades 6-8 suggested)

A minimum of five intermediate skills are to be demonstrated. A list of skills to choose from can be found on the Indiana 4-H Cake Decorating Skills and Techniques, 4-H 710A sheet. Cakes must be on a cake board strong enough to support the cake (approximately 3/8" thick) and 2-4" larger than the cake. For example, if the cake is 9"x13" rectangular, then the cake board must be 11"x15" to 13" x 17" rectangular. The cake board must be neatly covered and well taped or otherwise attached underneath. Cakes exhibited in the intermediate level are to be a single or double tier/layer, no more than 12" tall and may be any shape. Youth may choose to decorate an inverted (upside down) character pan or create a 3-dimensional cake. It is also permissible to cut-up pieces of Styrofoam, foam, or other solid material to create a new shape, like a butterfly or castle for example. The cake board is to be no more than 24"x24".

Advanced Level (Grades 9-12 suggested)

A minimum of five advanced level skills are to be demonstrated and the cake may include additional skills from the beginner and intermediate levels. A list of skills to choose from can be found on the Indiana 4-H Cake Decorating Skills and Techniques, 4-H 710A sheet. Cakes must be on a cake board strong enough to support the cake (approximately ½" thick) and 4" larger than the base cake. For example, if the cake is 26" in diameter, then the cake board must be 30" in diameter. The cake board must be neatly covered and well taped or otherwise attached underneath. Cakes exhibited in the advanced level may be multiple layer and/or tiered and may include multiple cakes, like a wedding cake. Youth may choose to create a character or 3-dimensional cake by cutting-up pieces of Styrofoam, foam, or other solid material to create a new shape. Dowel rods, plates, etc. should be used to support multiple layers and tiers. Fondant icing, gum, and sugar paste is permissible. Cakes may be any shape, no more than 36" tall, and the cake board is to be no more than 36"x36".

For more information you may go to blog.wilton.com/category/videos. You may also go to the extension.purdue.edu website under 4-H and projects, Communication and Expressive arts, and then Cake Decorating. At the bottom of the page, select other and there are more places that you can search for information.

CAT POSTER

State Fair Entries: 1 entry per level

GREEN RECORD BOOK COMPLETION REQUIREMENT:

- Complete a Shelby County Record Sheet.

EXHIBIT GUIDELINES:

- See Poster, Notebook & Display Guidelines on Page 74 of the Shelby County Handbook.
- In Shelby County you are not required to be enrolled in the Cat project to exhibit a Cat Poster.

Judges evaluating exhibits should recognize individual differences and creativity, therefore using information in this document as a guide rather than a requirement.

Beginner-(Grades 3-5 suggested)

Create an educational poster, notebook or display about any manual activity or on any specie related topic of choice that is age/grade appropriate. Owning or possession an animal is not required.

Intermediate (Grades 6-8 suggested)

Create an educational poster, notebook or display about any manual activity or on any specie related topic of choice that is age/grade appropriate. Owning or possession an animal is not required.

Advanced (Grades 9 -12 suggested)

Create an educational poster, notebook or display about any manual activity or on any specie related topic of choice that is age/grade appropriate. Owning or possession an animal is not required.

CHILD DEVELOPMENT

Youth will learn about developmental stages of infants, toddlers and young children.

State Fair Entries: 1 entry for each Level

GREEN RECORD BOOK COMPLETION REQUIREMENT:

- Complete a Shelby County Record Sheet.

EXHIBIT GUIDELINES:

- See Poster Guidelines on Page 74 of the Shelby County Handbook.
- Activities may be designed to be displayed on the floor, but please be considerate of space availability. Each item is to be labeled with the 4-H member's name, county and club so fair staff can keep all components together if it needs to be moved after judging is complete.
- Notebooks are to include the following:
 - Identifications on the front showing 4-H member's name, county, club, grade and year in project.
 - Title page naming the activity.
 - Pages explaining how activity was developed and is to be used.
 - Photographs showing how the activity was used along with assembly.
 - Explanation of skills learned and any additional information to share with the reader.

Judges evaluating exhibits should recognize individual differences and creativity, therefore using information in this document as a guide rather than a requirement.

Level A (Grades 3 & 4 suggested)

Manual: Building a Bright Beginning 4-H 973

Exhibit a poster, display or notebook about a manual activity. Other similar activities are permissible.

Level B (Grades 5 & 6 suggested)

Manual: Building Blocks of Learning 4-H 974
Exhibit one of the following:

Exhibit a poster, display or notebook about a manual activity. Other similar activities are permissible.

Level C (Grades 7, 8, & 9 suggested)

Manual: Building a Strong Foundation 4-H 975

Exhibit a poster, display or notebook about a manual activity. Other similar activities designed to develop physical, emotional or cognitive skills are permissible.

Level D (Grade 10, 11 & 12 suggested)

Manual: Building Relationships Toward a Brighter Tomorrow 4-H 976

Exhibit a poster, display or notebook about a manual activity. Other similar activities designed to develop physical, emotional or cognitive skills are permissible.

COLLECTIONS

Not A State Fair Project

GREEN RECORD BOOK COMPLETION REQUIREMENT

- Complete a Shelby County Record Sheet.

EXHIBIT GUIDELINES:

- Exhibits must not exceed 24" x 36". A project notebook must include: Collector's Log - numbered to correspond with numbered exhibit item(s), whether in a notebook, on a poster, in a box, or otherwise exhibited; Short Story or information about your collection; you may want to include some photographs of your collections.
- You may bring an example of your collections if you are exhibiting your collection through a poster for the fair.
- At least one new object needs to be added since the last fair.
- It is recommended that the 4-H member provide a self-contained display unit for protection of his/her collectibles.
- The 4-H Advisory Council, Cooperative Extension Service, and Fair Board are not responsible for the items in the collection display.
- See Poster Guidelines on Page 74 of the Shelby County Handbook.

Clover—Grades 3 & 4; Junior –Grades 5, 6, & 7;Senior-Grades 8, 9, 10, 11 & 12

Exhibit the following:

- A sample of your collection and your project notebook. A sample is a limited number of objects representing your collection. Collections may be displayed on a poster board, in a box, or in any other attractive manner.

COMPUTER

The 4-H Computer Science project is designed for youth to engage in an interactive project to learn all levels of familiarity with computers.

State Fair Entries: One entry for each Level

GREEN RECORD BOOK COMPLETION REQUIREMENT:

- Complete a Shelby County Record Sheet.

There are three exhibit grade level divisions; Beginner (Grades 3-5), Intermediate (Grades 6-8) and Advanced (Grades 9-12). Exhibits are to be skill appropriate for the member's grade level.

Youth enrolled in the computer project will select one of the below subject categories to study, regardless of grade. Youth may choose to create an exhibit demonstrating skills learned during the year. Check with your county Purdue Extension Office to determine if a computer will be available during judging and if there will be an opportunity to explain your exhibit to the judge. Exhibits qualifying for state fair are to be submitted on a thumb drive securely attached to a notebook/portfolio describing accomplishments, skills learned, design ideas, budget, a summary of what was done, screenshots showing the development and final project, etc., as the exhibitor will not be able to discuss their work with a judge. Poster and display board exhibits are permissible. Posters are to be 22" x 28" and displayed horizontally and placed in a clear plastic sleeve or covered with clear plastic to protect contents. Display boards should be designed to sit on a table using no more than 36" of tabletop space. Youth may continue in the same subject category in subsequent years expanding on the previous year's topic, or choose a new topic. Subject categories are:

- Block Based Programming
- Text Based Programming
- Web Design and Computer Entrepreneurship
- Computer Forensics
- Hardware and Networking Design/Install/Repair
- Graphic Design and Computer Art
- Robotics

Software submitted to be reviewed by a judge must be compatible on both PC and Mac platform. If additional software other than Microsoft Office Suite is required to view the member's work, that software must be provided by the member and comply with all manufacturer copyright laws. Apps can be Android or IOS compatible.

All notebooks/portfolios must include a reference list indicating where information was obtained, giving credit to the original author, to complete the 4-H member's exhibit. This reference list should/might include web site links, people and professionals interviewed, books, magazines, etc. It is recommended this reference list be the last page of a notebook or included as part of the display visible to the public. A judge is not to discredit an exhibit for the manner in which references are listed.

Judges evaluating exhibits should recognize individual differences and creativity, therefore using information in this document as a guide rather than a requirement.

PROGRAMMING, BLOCK- AND TEXT- BASED PROGRAMMING:

Youth can submit programming projects in a language of their choosing. Some popular choices include, but are not limited to:

- Block-based: Scratch, Code Studio, Alice, etc.
- Text-based: Python, JavaScript, C/C++, C#, ASP.net, R, Go, Java, PHP, Perl, Ruby, etc.

Beginner (Grades 3-5) - Create a program using language of your choice. You should comment your work and it must include at least ten different commands. Skills this program could use are:

- Sequence
- Iteration
- Conditionals

- Variables
- Loops
- User input
- Any other similar skill

Intermediate (Grades 6-8) - Create a program using programming language of your choice. You should comment your work and it must include at least ten different commands. Skills this program could use are:

- More robust demonstration of beginner skills
- Commenting
- Correct syntax
- Lists
- Functions
- Algorithms
- Modularization
- Lists
- Any other similar skill

Advanced (Grades 9-12) - Create a program using programming language of your choice. You should comment your work and it must include at least ten different commands. Skills this program could use are:

- More robust demonstration of Intermediate Skills
- Parameters
- Recursion
- Interact with databases
- Classes
- Objects
- Methods
- Inheritance
- Integrate multiple languages into one program
- Demonstrate utilization of a version control system
- Any other similar skill

WEB DESIGN AND COMPUTER ENTREPRENEURSHIP

Beginner (Grades 3-5) - Build a website demonstrating a knowledge of:

- Use a website builder to create your website
- Insert non-stock image into your site
- Use a template to achieve a unified look
- Explain CSS in your documentation, what CSS is and why it's important
- Must have at least two pages and include all items listed above

Intermediate (Grades 6-8) - Build a website demonstrating a knowledge of:

- Create your own site or use a website builder
- Modify existing HTML
- Use HTML5
- Modify existing CSS
- Have a unified theme throughout
- Use a photo editing software to create custom images
- Must have at least five pages and include all items listed above

Advanced (Grades 9-12) - Build a website demonstrating a knowledge of:

- Create a custom site using appropriate industry tools
- Have a responsive website
- Add useful and appropriate plugins
- Test for and eliminate bugs
- Include links for social media
- Include custom audio/video
- Must have at least ten pages and include all items listed above

COMPUTER FORENSICS (id theft, online bullying, ethical use of technology, responsible social media use)

Beginner (Grades 3-5) - Research and create a 3-5 minute presentation on one of the following topics. Present to a group of peers and have an adult leader verify, create a YouTube or MP4 instructional video, or printed slides and notes using PowerPoint or similar presentation software.

- Media Balance and Well Being
- Privacy and Security
- Digital Footprint and Identity
- Relationships and Communication
- Cyberbullying, Digital Drama and Hate Speech
- News and Media Literacy
- Any other similar topic

Intermediate (Grades 6-8) - Research and create a 6-8 minute presentation on one of the following topics. Present to a group of peers and have an adult leader verify, create a YouTube or MP4 instructional video, or printed slides and notes using PowerPoint or similar presentation software.

- Digital Citizenship:
 - ◇ Media Balance and Well Being
 - ◇ Privacy and Security
 - ◇ Digital Footprint and Identity
 - ◇ Relationships and Communication
 - ◇ Cyberbullying, Digital Drama and Hate Speech
 - ◇ News and Media Literacy
- Cyber Security
 - ◇ Ethics and Society
 - ◇ Security Principles
 - ◇ Classic Cryptography
 - ◇ Malicious Software
 - ◇ Physical Security
 - ◇ Web Security
- Any other similar topic

Advanced (Grades 9-12) - Research and create a 10-12 minute presentation on one of the following topics. Present to a group of peers and have an adult leader verify, create a YouTube or MP4 instructional video, or printed slides and notes using PowerPoint or similar presentation software.

- Digital Citizenship:
 - ◇ Media Balance and Well Being
 - ◇ Privacy and Security
 - ◇ Digital Footprint and Identity
 - ◇ Relationships and Communication
 - ◇ Cyberbullying, Digital Drama and Hate Speech
 - ◇ News and Media Literacy
- Cyber Security
 - ◇ Ethics and Society
 - ◇ Security Principles
 - ◇ Classic Cryptography
 - ◇ Malicious Software
 - ◇ Physical Security
 - ◇ Web Security
- Any other similar topic

HARDWARE AND NETWORKING DESIGN/INSTALL/REPAIR

Beginner (Grades 3-5) - Choose 1-2 items from the list and create a report/presentation (including images) of what you did.

- Deconstruct and reconstruct a computer
- Learn and report how binary works and how computers use numbers
- Troubleshoot hardware problems
- Explore operating systems
- Investigate open source resources
- Install/upgrade operating systems
- Design a dream machine (give reasons)
- Any other similar design/install/repair

Intermediate (Grades 6-8) - Choose 1-2 items from the list and create a report/presentation (including images) of what you did.

- Identify network hardware
- Design a computer network
- Explain Internet Protocol
- Explain different types of servers
- Use different protocols to communicate
- Add peripherals to a network
- Secure a networked computer
- Share applications simultaneously
- Setup a Raspberry Pi or other micro-controller
- Any other similar design/install/repair

Advanced (Grades 9-12) - Choose one or two items from the list and create a report/presentation (including images) of what you did.

- Design and implement a computer network
- Secure your network
- Understand technology needs in your community
- Help to solve these needs by organizing a committee or team to work on identified issues.
- Teach a computer science class to younger 4-H'ers,
- Build your dream computer
- Network multiple micro-controllers
- Research careers in technology
- Any other similar design/install/repair

GRAPHIC DESIGN AND COMPUTER ART

There are three divisions; Beginner (Grades 3-5), Intermediate (Grades 6-8) and Advanced (Grades 9-12). Youth are to use a software program to create or design an item that requires graphic design or artistry. The name of the software and version is to be included with the exhibit. Exhibits are to be age/grade appropriate. Ideas include, but are not limited to, the following:

- Logo design
- To-shirt or appare screen printing design
- Promotional brochure
- Marketing materials
- Computer generated art
- Computer altered photographs/images—Photographs taken by the 4-H member and altered by the 4-H member using a computer are to be entered in the Photography project as a creative/experimental exhibit. Youth must obtain permission from the owner before altering someone else's photograph/image and include a copy of that permission with the exhibit to insure there is no copyright violation.

ROBOTICS

Suggested exhibits include, but are not limited to, a notebook including a printout of code with requirements marked, a flowchart showing how the robot works, images of the robot being built and the final robot in action, a video, a live demonstration, or other applicable exhibits.

Beginner - Grades 3-5

- Create a flowchart
- Build a robot
 - ◇ Use block- or text- based program to operate
 - Sequential programs
 - Events at beginning
 - ◇ Use at least one basic sensor
- Model and demonstrate robot behaviors using a simulation environment (e.g. VEXcode VR [<https://vr.vex.com>])

Intermediate - Grades 6-8

- Create a flowchart with sub-routines
- Include at least two sensors in robot
- Use at least three events in code
- Create at least 2 loops in code
- Operation of robot should be smooth

Advanced—Grades 9-12 - Above guidelines plus:

- Use text based language
- Use advanced logic including
 - ◇ Multiple (three or more) events
 - ◇ Multiple (three or more) loops
 - ◇ At least three sub routines

CONSTRUCTION SETS

Not a State Fair Project

RECORD BOOK COMPLETION REQUIREMENT:

- Complete a Shelby County Record Sheet.

EXHIBIT GUIDELINES:

- Exhibits in Grade 3 (Division 1) may be from a kit. All other grades must exhibit an original design - not copied from an instruction sheet. Kits must be modified to reflect the 4-H'ers ideas.
- Exhibits must be sturdy (able to withstand being moved several times). A sturdy base is recommended. All pieces should be securely attached.
- Exhibits must be no larger than 24" x 24". Please remember, they must be moved to be put in place for exhibit.
- Exhibits may be made from Legos, K'nex, or any other construction set (i.e. Tinker toys, Lincoln Logs).

NOTE: Legos may be entered in the General Craft division, Construction & Architectural Replica OR in Construction Sets (this is County only).

Division 1

(Grade 3)

Manual:Shelby County Construction Sets Manual

- Build a kit of your choosing. Examples: a boat, statue, an animal, etc.

Division 2

(Grade 4)

Manual:Shelby County Construction Sets Manual

- Build a "fictional" character or "thing". Examples: an animal, a person, a totem pole, etc.

Division 3

(Gr. 5 & 6)

Manual:Shelby County Construction Sets Manual

- Build a structure or a vehicle. Examples: a house, a barn, any type of building, a car, plane, farm equipment, etc. NO LARGER THAN 18" SQUARE.

Division 4

(Gr. 7 & 8)

Manual:Shelby County Construction Sets Manual

- Build any two related objects. At least one of which has moveable features (not motorized). Examples: two buildings, or a windmill and a barn, etc. NO LARGER THAN 18" SQUARE.

Division 5

(Gr 9 & Up)

Manual:Shelby County Construction Sets Manual

- Build a display of at least three related objects. At least one object moveable and one object motorized. NO LARGER THAN 2 FEET SQUARE.

CONSUMER CLOTHING

Superintendent: Carol Lee - 317-443-3275, Erin Needham - 317-512-1871

State Fair Entries: One notebook per level

GREEN RECORD BOOK COMPLETION REQUIREMENT:

- Complete a Shelby County Record Sheet.

EXHIBIT GUIDELINES:

- Garments must be purchased since the previous year's fair. Accessories may be purchased or selected from items already owned. Notebooks are due on Monday June 7th. **You may turn them in at the Extension Office (8 am - 4 pm) or at project judging on Tuesday, June 4th by 8:00 p.m.**
- Wear the garment and accessories you have purchased for judging.
- Notebook scores will be kept separate from the Fashion Revue scores. In other words, notebook scores will not reflect modeling scores, and vice-versa. Notebook scores will be based strictly on the contents of the notebook and how well the member has followed the rules and guidelines. The interview score will still be a small part of the grading.
- Fashion Revue is optional.

Notebook:

- * Needs to be a notebook that pages can be added to easily. Notebooks should not be spiral bound pads of paper.
- * Needs to have a Title page with your name, county, project, division or year and grade. For personal safety concerns, notebooks should have no personally identifiable information such as mailing address or phone number
- * Needs to have a Table of Contents page
- * Needs to include results or answers from all six activities completed. These activities should be clearly labeled with activity name and number
- * Additional items to consider for your Notebook: a picture of you wearing your outfit on the cover, include sales receipts or hand tags for your purchases.
- * Notebooks must include a reference list indicating where information was obtained, giving credit to the original author, to complete the 4-H members exhibit. This reference list should/might include web site links, people and professionals interviewed, books, magazines, etc. It is recommended this reference list be the last page of your notebook. A judge is not to discredit an exhibit for the way references are listed.

Beginner (Grades 3-5 suggested)

- Complete one activity from each group in the manual. Write your results or answers in a notebook. Label each activity. This will help you talk to the judge easily.
- With help from a parent or mentor, purchase an item of clothing that you'll wear with other clothes in your wardrobe. Examples might be slacks blouse, jeans, shirt, sweater, or sweatshirt. Choose an accessory to go with your purchase. You might buy shoes, sweatband, belt, jewelry, or socks.
- You will model your purchased outfit and accessories at the county level. Tell the judge about your purchases, what you learned, and about the activities you completed.

Intermediate (Grades 6-8 suggested)

- Complete one activity from each group in the manual. Write your results in a notebook. Label each activity. This will help you talk to the judge easily.
- Purchase and accessorize a casual or school outfit. You may purchase accessories or select from items you already own.
- You will model your purchased outfit and accessories at the county level. Tell the judge about your purchases, what you learned, and about the activities you completed.

Advanced (Grades 9-12 suggested)

- Complete one activity from each group in the manual, or similar activity of choice. Write your results or answers in a notebook. Label each activity. If completing an activity not included in the manual, be sure to include in your notebook an explanation describing how the activity was developed and intended objectives. This will help you talk to the judge easily.
- Purchase and accessorize an outfit of your choice. Accessories may be purchased or selected from what you currently have.
- You will model your purchased outfit and accessories at the county level. Tell them about your activities in this year's project and how you plan to use this year's purchases in your future wardrobe.

Special note regarding Indiana State Fair - In addition to the advanced consumer clothing state fair entry submitting their notebook for evaluation, the exhibitor will also be invited to model their purchased outfit in fashion revue. The notebook and modeling will be judged independently and one will not have any consideration for the other at state fair.

*New this year! Exhibitors may choose to display their outfits at the Shelby County Fair.

CONSUMER CLOTHING - FASHION REVUE

Superintendent: Carol Lee, - 317-443-3275, Erin Needham - 317-512-1871

State Fair Entries: 1 for each level (3 total)

Public Fashion Revue Show: Wednesday, June 5, 2024, 7:00 p.m. - Lewis Creek Baptist Church

EXHIBIT GUIDELINES:

- Consumer Clothing members must have turned in their notebook in order to participate in Fashion Revue judging.
- A 4-H'er has the option of participating in Fashion Revue categories for "Sewing Construction," "Consumer Clothing," "Sewing For Fun" and/or one year.
- Advanced Division may exhibit in any or all of the wearable exhibit categories.

Beginning—Grades 3-5

Manual: 4-H 730

Model an item of clothing you helped purchase and that you'll wear with other clothes in your wardrobe - choose an accessories to go with your purchase.

Intermediate—Grades 6-8

Manual: 4-H 731

Model a casual or school outfit you have purchased and accessorized, or select from accessories you already own.

Advanced—Grades 9-12

Manual: 4-H 732

Model a formal, dress-up, and/or casual outfit that you have purchased and accessorized, or select from accessories you already own.

CONSUMER LIVESTOCK

Not A State Fair Project

GREEN RECORD BOOK COMPLETION REQUIREMENT:

- Complete a Shelby County Record Sheet.

EXHIBIT GUIDELINES:

- See Poster Guidelines on Page 74 of the Shelby County Handbook
- See Notebook Guidelines on Page 74 of the Shelby County Handbook
- All displays should be no larger than 3' x 3'
- Livestock included is Beef, Dairy, Goat, Lamb, Pork, Poultry and Rabbit
- 4-H'er may exhibit a maximum of four entries (1 entry per species). Your exhibit must be different each year.

Level A (Grades 3-4)

Choose one:

1. Exhibit an educational poster identifying the wholesale cuts species carcass.
2. Exhibit an educational poster with a diagram of the special carcass.

Level B (Grades 5-6)

Choose one:

1. Exhibit a file box or notebook of ten favorite recipes you have previously created.
2. Exhibit a poster showing the nutrients found in the body of the selected species.

Level C (Grades 7-9)

Choose one:

1. Exhibit a poster comparing the cost of various cuts of meat.
2. Exhibit a notebook with a 2-3 page report on factors affecting the cost of meat.
3. Exhibit a notebook with a 2-3 page report on another topic concerned with something that was learned in the project.

Level D (Grades 10-12)

Choose one:

1. Exhibit a notebook with a 2-3 page report about the production/uses of a by-product to finished commercial product. Include pictures, graphs, etc.
2. Exhibit a file box or notebook of 10 recipes you have previously created. These recipes must be different from the one exhibited in Level B. For one recipe, include a complete meal menu explaining the type of meal or occasion.
3. Exhibit a notebook with a 2-3 page report on another topic of choosing concerned with something that was learned in the project. Include picture, graphs, etc.

COOKIE DECORATING

Not a State Fair Project

GREEN RECORD BOOK COMPLETION REQUIREMENT

- Complete a Shelby County Record Sheet

EXHIBIT GUIDELINES:

- All projects must be on a white cake board at least 2 inches wider than the cookie arrangement on all sides.
- Use a sugar cookie/shortbread cookie dough to roll and cut out shapes.
- Cookies should be decorated using royal icing and include at least 2 colors. Cookies will not be judged on taste.
- All decorating elements must be edible
- This project is not eligible to go thru the Foods Auction.

* There is a cookie/cupcake decorating spark club scheduled for March 20, 2024. See page 55 for more information.

Junior (Grades 3-5)

Decorate 6 cookies with a theme of the exhibitor's choice.

Intermediate (Grades 6-8)

Decorate 12 cookies with a theme of the exhibitor's choice.

Senior (Grades 9-12)

Decorate 18 cookies with a theme of the exhibitor's choice.

CREATING WITH A MIX

Project Leader: Brenda Nortrup
Not a State Fair Project

GREEN RECORD BOOK COMPLETION REQUIREMENT

- Complete a Shelby County Record Sheet.

EXHIBIT INTRODUCTION:

The project is designed to allow the use of a purchased box mix as one of the ingredients in a recipe. The finished product cannot be the result of making the product from the box instructions. The box mix has to be used with other ingredients to create a new product. You must use two or more added ingredients. 4-H members may create their own recipes or use suggestions from a box mix, cookbook, or other source. To assist you in having recipes to choose for this project, you should start a recipe file or notebook. Add three different mix recipes each year you are in the project. Recipes can be one you created or found in a magazine, newspaper, internet website, or on a box mix.

Purdue Extension Food Safety Policy (revised 10/2020):

For Food Competitions: Fillings, frostings, glazes, and meringues are not permitted to contain cream cheese, sour cream, heavy cream, or whipped cream if they are not fully cooked/baked. These items are allowed as ingredients in food products if the final product is cooked/baked. Additionally, raw milk, raw milk products or uncooked eggs/egg whites are not permitted. Eggs/egg whites that have been cooked to 160°F (i.e. pasteurized or included as part of a batter and baked) are acceptable. No home-canned fruits, vegetables, or meats are permitted as ingredients in food products.

Fresh-cut, uncooked, fruits and/or vegetables are not permitted to be used in food products or used as garnishes for the product. Foods should be transported to the competition in a way that minimizes contamination and maintains the quality of the food (i.e. foods that are judged as frozen should remain frozen at all times).

Recipes must be provided that identifies all ingredients that were used in each part of the product. Any ingredient that could be a potential allergen must be clearly identified. Each food product must be labeled with the following information:

- Name
- Address
- Contact information (phone and/or email address)
- Date the food product was made

Contestants should carefully wash their hands and make sure that their hands do not have any open cuts before preparing foods. If cuts are present, the wound should be bandaged and a single use food service glove worn on the hand during all stages of food production. Contestants should not be preparing food exhibits for competition within 48 hours of recovering from any illness. People experiencing symptoms of vomiting, diarrhea, fever, and/or jaundice should not be allowed to prepare food.

Judges and individuals who will consume products from county and/or state competitions should be informed that they are at risk for foodborne illness since the established policy cannot guarantee that an entry has been properly prepared or handled before, during or following the competition. The food products for competitions are home produced and processed and the production area is not inspected by the Indiana State Department of Health. Tasting of a food product is solely at the discretion of the judge and consumers. Judges are **NOT** to taste any home preserved foods such as low-acid or acidified foods like green beans, tomatoes or tomato products, jams/jellies/fruit preserves or fermented products produced in the home.

Instructions for preparing food exhibits for display:

All food products must be covered when transporting.

Labeling:

1. Cover label with clear plastic wrap so that it will not become grease stained.
2. Tape label to the paper plate or container before the product is wrapped.

Recipe or index cards:

1. A recipe card or index card (no larger than 5 1/2" x 8 1/2") is required for all food exhibits. Include your name, county, and the grade level. **Underline the two or more ingredients added to create the product. Remove box label that show the original preparation of the food. Attach it to an 8 1/2 x 11" sheet and attach to recipe card or new product (exhibited).** Mix is to be used as the base. 4-H members will not be marked down for creativity or use of several different ingredients.
2. Since it is illegal in the State of Indiana for youth under the age of 21 to purchase or consume alcoholic beverages, 4-H members are to use recipes that do not include an alcoholic beverage as an ingredient. A suitable non-alcoholic or imitation product may be substituted.

How to prepare products for display.

1. Most food products should be displayed on a paper or foam plate.
2. For cakes - cut a piece of cardboard about 1/2 inch larger than the bottom of the cake. Cover this cardboard with wax paper, plastic wrap, or foil before putting the cake on it.
3. Any product that may be sticky on the bottom, such as some fancy breads, should be put on round, square, or rectangle cardboard. Cover this cardboard with wax paper, plastic wrap, or foil before putting the food product on it.

- Edible Food exhibits will not be returned to the Exhibitor.

Exhibit the following:

Grade 3: Exhibit 6 Brownies and recipe card

Grade 4: Exhibit 6 Cookie Bars (A cookie recipe baked in a cake pan and then cut into bars) and include recipe card

Grade 5: Exhibit 6 Dropped or Pressed Cookies and include recipe card

Grade 6: Exhibit 6 Muffins and recipe card

Grade 7: Exhibit 6 Biscuits and recipe card

Grade 8: Exhibit a Loaf of Quick Bread (e.g., fruit bread) and recipe card

Grade 9: Exhibit a Loaf of Yeast Bread and recipe card

Grade 10: Exhibit 6 Yeast Rolls (any form but not a sweet roll) and recipe card

Grade 11: Exhibit a Sweet Bread Using Yeast (any form-e.g., Sweet Rolls, Tea Ring, Dessert Pizza) and recipe card

Grade 12: Exhibit a Cake of Any Kind and recipe card

CREATIVE WRITING

This project is listed under the Communications section for sign up. The requirements can be found on Page 65 of this Handbook. The project is due Monday, May 27th by 4:00 p.m. to the Shelby County Extension office.

CROPS

Not a State Fair Project

GREEN RECORD BOOK COMPLETION REQUIREMENT:

- Complete a Shelby County Record Sheet.

EXHIBIT GUIDELINES:

- Shelby County 4-H members may enroll in any and/or all Crops Projects, including Corn, Hay, Oats, Soybeans, and Wheat. A Champion will be awarded in each category and one Grand Champion for Grain and one Grand Champion for Plant.
- Crops projects will be judged in age categories: Clover, Junior, and Senior.

CORN - GRAIN

ALL Age Levels exhibit:
Corn grain displayed in a one (1) quart (glass) container.

4-H members may enter both corn-grain and corn-stalk categories or you may follow one of the other suggested Fair Exhibits, as outlined in your manual.

CORN - STALK

ALL Age Levels exhibit:
Five (5) stalks of corn. Corn stalk roots should be washed and show good root systems. Attach an index card (3" x 5"), listing planting date, variety, population (plants/foot, width of rows), type of soil, fertilizer, and pesticide/herbicide(s) used **on one stalk. Another stalk must have the parts identified according to the manual.**

SOYBEANS -GRAIN

ALL Age Levels exhibit:
Soybeans displayed in a one (1) - quart (glass) container.

4-H members may enter both Soybean-Grain and Soybean-Plant categories.

SOYBEANS - PLANT

ALL Age Levels exhibit:
Ten (10) stalks of soybeans. Bean stalk roots should be washed and should exhibit a good root system.

Attach an index card (3" x 5"), listing planting date, variety, population (plants/foot, width of rows), type of soil, fertilizer, and pesticide/herbicide(s) used. **On one plant, attach identification labels for parts of a soybean plant.**

HAY

ALL Age Levels exhibit:
Ten (10) lbs. (approximately three flakes), baled or loose, of one of the following (labeled):
Alfalfa, Clover, Timothy,
Mixed Timothy, and Clover
Mixed hay, in general

WHEAT

ALL Age Levels exhibit:
Wheat grain displayed in a one (1) quart (glass) container.

OATS

ALL Age Levels exhibit:
Oat grain displayed in a one (1) quart (glass) container.

CUPCAKE DECORATING

Not a State Fair Project

GREEN RECORD BOOK COMPLETION REQUIREMENT

- Complete a Shelby County Record Sheet.

EXHIBIT GUIDELINES:

- All projects must be on a solid display board such as cardboard or wood. All display boards must measure 3 to 4 inches larger than the cupcake display. Boards must be covered.
- Covering your board: All boards must be neatly covered and well taped or otherwise attached underneath. The board must be covered using a grease-resistant sheet such as foil or grease proof paper.
- Icing must be used in your project; however, artificial items may also be used. Cupcakes will not be judged on taste.
- Items that are edible must be attached naturally; artificial items may be attached to your display using glue, wire, etc.
- This project is not eligible to go thru the Foods Auction.

* There is a cookie/cupcake decorating spark club scheduled for March 20, 2024. See page 55 for more information.

Beginner - Grades 3-5

- Exhibit 6 individually decorated cupcakes
- Cupcakes must be displayed in a single layer, on a solid display board

Intermediate - Grades 6-8

- Exhibit 12-18 cupcakes, decorated in a theme
- The theme must be displayed on a card attached to the exhibit. This card is separate from the exhibit card.
- Cupcakes may be decorated individually or as a group, as long as the theme is carried out in your display
- Your cupcake display area must not exceed a 24" x 24" x 24" display area. No matter your display, your cupcake project must be presented on a solid display board

Advanced - Grades 9-12

- Display 18 or more cupcakes, decorated in a theme.
- The theme must be displayed on a card attached to the exhibit. This card is separate from the exhibit card.
- Cupcakes may be decorated individually or as a group, as long as the theme is carried out in your display
- Your cupcake display area must not exceed 36" x 36" x 36" display area. No matter your display, your cupcake project must be presented on a solid display board

DO YOUR OWN THING

Not a State Fair Project

GREEN RECORD BOOK COMPLETION REQUIREMENT:

- Complete a Shelby County Record Sheet.

EXHIBIT GUIDELINES:

- The project is designed to Do Your Own Thing. **This project cannot fit into any other category or division of 4-H projects.** If the superintendent determines that it fits into another project area, you will not be allowed to exhibit in Do Your Own Thing.
- See Poster Guidelines on Page 74 of the Shelby County Handbook
- See Notebook Guidelines on Page 74 of the Shelby County Handbook

Projects will be judged by the following age divisions: Clover (Grades 3-4), Junior (Grades 5-7), Senior (Grades 8-12)

A poster, notebook, article, or any other method of exhibit you think attractive and secure. The display shall be no larger than 36 inches by 36 inches.

Suggestions include: Yard improvement, Hobbies, Airplanes, Automotive/Wheels, Theater, Mime, Train Set, In-Depth Study of a Subject, Poetry, Music, Reading/Book Reports, Videos, Small Engines, Dance, etc.

You may not exhibit live animals.

If you exhibit a video, you must provide equipment for the judging.

4-H DOG POSTER

State Fair Project One entry per level

GREEN RECORD BOOK COMPLETION REQUIREMENT:

- Complete a Shelby County Record Sheet.

EXHIBIT GUIDELINES:

- See Poster, Notebook & Display Guidelines on Page 74 of the Shelby County Handbook

Judges evaluating exhibits should recognize individual differences and creativity, therefore using information in this document as a guide rather than a requirement.

Beginner-(Grades 3-5 suggested)

Create an educational poster, notebook or display about any manual activity or on any specie related topic of choice that is age/grade appropriate. Owning or possession an animal is not required.

Note: In Shelby County you are not required to be enrolled in the Dog project to exhibit a Dog Poster.

Intermediate (Grades 6-8 suggested)

Create an educational poster, notebook or display about any manual activity or on any specie related topic of choice that is age/grade appropriate. Owning or possession an animal is not required.

Note: In Shelby County you are not required to be enrolled in the Dog project to exhibit a Dog Poster.

Advanced (Grades 9 -12 suggested)

Create an educational poster, notebook or display about any manual activity or on any specie related topic of choice that is age/grade appropriate. Owning or possession an animal is not required.

Note: In Shelby County you are not required to be enrolled in the Dog project to exhibit a Dog Poster.

ELECTRIC

State Fair Entries: One (1) entry for Levels 1-4, Level 5 - 1 entry for advanced electric & 1 entry for advanced electronics

GREEN RECORD BOOK COMPLETION REQUIREMENT:

- Complete a Shelby County Record Sheet.

EXHIBIT GUIDELINES:

- Posters are to be 22" x 28" and displayed horizontally and placed in a clear plastic sleeve or covered with clear plastic to protect contents. Display boards should be designed to sit on a table using no more than 36" of tabletop space. Space should be left in the lower right hand corner to place an exhibit tag provided by Purdue Extension staff.
- All posters, notebooks, displays and exhibits must include a reference list indicating where information was obtained, giving credit to the original source. This reference list may include website links, people that helped you, books, magazines, etc. It is recommended that this reference list be attached to the back of a poster or display, be the last page of a notebook, or included as part of the display or exhibit visible to the public. A judge is not to discredit an exhibit for how references are presented.
- **Exhibit** one article of choice displaying proper wiring techniques, made during the current 4-H program year. It must demonstrate a minimum of five (5) or more of the appropriate level of "Skills to be Attained" items as outlined in the "4-H Electric and Electronic Skills & Knowledge Chart". **A completed copy of the "Exhibit Skills & Knowledge Sheet" must accompany the project.**
- Youth are encouraged to complete the activities as instructed in the manual or found on the 4-H electric web page (<https://www.extension.purdue.edu/4-H/projects/4-h-project-electric.html>). (These are recommendations for learning and not required for completion of your project.)

Judges evaluating exhibits should recognize individual differences and creativity, therefore using information in this document as a guide rather than a requirement.

Level 1 (1st year in Electric)

Exhibit Suggestions:

- **Circuit board** – 6" by 6" of Series/Parallel Circuit
- **Electromagnet**
- **Galvanometer**
- **Poster board** (22" by 28")
- **Display** (appropriately sized for displayed equipment)
- **Notebook/Report** that covers any topic that is in the National 4-H Electric Curriculum *Electricity Excitement* Book 1 or *Investigating Electricity* Book 2, Purdue Extension website Level 1 activities/project sheets, or from the appropriate level of the Skills & Knowledge Chart. Refer to the Written Report Scorecard, 4-H 824, to determine expected items to be included

Level 2 (2nd year in Electric)

Exhibit Suggestions:

- **Magnetic Powered Shake Flashlight** – with optional display
- **Circuit board** – 6" by 6" of Series/Parallel Circuit (with modifications if exhibited in Level 1)
- **Electromagnet**
- **Galvanometer**
- **Electric Motor**
- **Poster board** (22" by 28")
- **Display** (appropriately sized for displayed equipment)
- **Notebook/Report** that covers any topic that is in the National 4-H Electric Curriculum *Electricity Excitement* Book 1 or *Investigating Electricity* Book 2, Purdue Extension website Level 2 activities/project sheets, or from the appropriate level of the Skills & Knowledge Chart. Refer to the Written Report Scorecard, 4-H 824, to determine expected items to be included

Electric continued

Level 3 (3rd year in Electric)

Exhibit Suggestions:

- **Wiring Project** – (ie. extension cord, trouble light, wire sizes and uses, plug configurations, test equipment, replace cord/cord end on a tool or piece of equipment, etc.)
- **Electrical tool and supply kit**
- **Poster board** (22" by 28")
- **Display** (appropriately sized for displayed equipment)
- **Notebook/Report** that covers any topic that is in the National 4-H Electric Curriculum *Wired for Power* Book 3, Purdue Extension website Level 3 activities/project sheets, or from the appropriate level of the Skills & Knowledge Chart. Refer to the Written Report Scorecard, 4-H 824, to determine expected items to be included

Level 4 (4th year in Electric)

Exhibit Suggestions:

- **Wiring** – Wire a lamp. The lamp can be a re-wired lamp or one that is built new.
- **Electrical tool and supply kit**
- **Poster board** (22" by 28")
- **Display** (appropriately sized for displayed equipment)
- **Notebook/Report** that covers any topic that is in the National 4-H Electric Curriculum *Wired for Power* Book 3, Purdue Extension website Level 4 activities/project sheets, or from the appropriate level of the Skills & Knowledge Chart. Refer to the Written Report Scorecard, 4-H 824, to determine expected items to be included

Level 5 (5th year or more in Electric)

Exhibit Suggestions:

- **Equipment Wiring** – including but not limited to: parts identification, appliance repair, lamps and other lighting, equipment wiring, control system, security system, topic that covers safety, motors/generators, electric heating, heat pumps, AC, water heaters, and other electric equipment.
- **Home Wiring** – included by not limited to any circuits found in the wiring of a house or "barn", service entrance, switching, receptacles, generator transfer circuit, safety, electrical math, and others.
- **Electronic Equipment** – Any project or kit containing transistors or integrated circuits or vacuum tubes such as radio, TV, computer, robot, cell phone, and others.
- **Poster board** (22" by 28")
- **Display** (appropriately sized for displayed equipment)
- **Notebook/Report** that covers any topic that is in the National 4-H Electric Curriculum *Entering Electronics*, Purdue Extension website Level 5 activities/project sheets, or from the appropriate level of the Skills & Knowledge Chart. Refer to the Written Report Scorecard, 4-H 824, to determine expected items to be included.
- **Video Presentation** Create a video showing the work accomplished and skills learned. This video should include the same type of information as required in written notebook listed above. This video is to be no more than ten minutes in length and formatted as MP4 and submitted on a thumb drive. This video can also be uploaded to a YouTube account with the video being made public and the link submitted for evaluation.

ENTOMOLOGY

State Fair Entries: One Collection and one Poster from each level

GREEN RECORD BOOK COMPLETION REQUIREMENT:

- Complete a Shelby County Record Sheet.

EDUCATIONAL EXHIBIT GUIDELINES:

- See Poster, Notebook & Display Board Guidelines on Page 74 of the Shelby County Handbook
- Posters are to be 22" x 28" and displayed horizontally and placed in a clear plastic sleeve or covered with clear plastic to protect contents. Display boards should be designed to sit on a table using no more than 36" of tabletop space. Space should be left in the lower right hand corner to place an exhibit tag provided by Purdue Extension staff.

Judges evaluating exhibits should recognize individual differences and creativity, therefore using information in this document as a guide rather than a requirement.

COLLECTION EXHIBIT GUIDELINES:

For Beginner and Intermediate Levels—create a collection based on the year in Entomology or an educational exhibit. For Advanced Level - Insect collections are to also include an education box, for a total of four boxes. Advanced level youth may instead create an independent study topic of choice.

- Entomology kits and other resources are available at the Extension Office.
- Title as Insect Collection, year in Entomology
- Display—mounted insects are to have been legally and personally collected in the United States and displayed in an 18" x 24" collection box displayed horizontally. Collections including multiple boxes are to be numbered 1 of 3, etc. ID 401 A-F cards (for grades 3-8) and 401-I cards (for grades 9-12) are to be placed inside the display box in an attractive manner.
- Identification—Collection display boxes are expected to contain the specified number of insects, families, and orders specified (see chart). All insects must be in the adult stage and be properly mounted on insect pins or be contained in vials as directed.
- Pin Labels—Each pin or vial must contain two labels:
 - 1) Top label is to include collection date, location, and collector name.
 - 2) Bottom label is to include common name and other optional identification data.
- Box Labels—Box labels (computer generated or neatly printed) are used for orders and families as required (see chart) and are to be placed flat against the bottom of the box. Insects must be properly grouped directly under the correct order and family label. For example, all insects belonging to a particular order must be placed under that order label. Orders to be used are listed in the reference book ID-401. If family level identification is required, the insects should be further grouped together under the correct family label.
- Educational box - One additional (educational box), based on the specific theme (see chart), is required for grades 9-12, in addition to the insect collection boxes. This box can be created in any manner chosen (without the mounting, pinning or identifying restrictions specified above).

Judges evaluating collection exhibits should judge based on educational content, scientific accuracy, ye appeal and creativity.

All ages and levels:

- **Display an educational exhibit**
AND/OR
- **The appropriate insect display option**

RESOURCE: INSECTS, "HOW TO STUDY, COLLECT, PRESERVE & IDENTIFY INSECTS", "HOW TO MAKE AN AWESOME INSECT COLLECTION" (BOTH ARE AVAILABLE FOR PURCHASE AT THE EXTENSION OFFICE.)

Monarch Butterfly Statement:

Q: Many have noticed the decrease in number of Monarch butterflies both in Indiana and throughout the country and wonder if and how Entomology at Purdue is responding. Are 4-H and youth still required to catch these endangered insects for their collection boxes?

A: Monarch butterflies are now officially on the threatened species list. While we know that collecting Monarch butterflies for 4-H collections or displays does not constitute a significant risk to their population when compared to the effects of climate change, pesticide contamination and habitat loss, capitalizing on this opportunity to discuss their decline is an excellent way to bring public focus to this important issue. We want our youth (and all IN citizens) to recognize the Monarch butterfly, understand its biology and be empathetic to its conservation.

Therefore, we have instituted the following update to our youth and 4H Entomology programs. Effective immediately, we no longer encourage students to 'collect' Monarch butterflies for exhibits, displays or 4-H insect collections. But, rather than simply removing the Monarch butterfly from the list of 150 insects that 4-H students are to recognize, we want to highlight it so that students really do learn to recognize them and understand their peril. After all, the more we are familiar with this species, the more apt we will be to assist and support the conservation of this iconic species.

Link to a recent article from our Department pertaining to Monarch butterflies (<https://www.purduelandscapereport.org/article/where-have-all-the-monarch-butterflies-gone/>)

Spotted Lanternfly Statement

Q: Are there any new changes to rules or directions for the 4H or FFA youth projects or competitions that students and coaches should look for?

A: To keep the youth Career Development (CDE judging) and 4-H collection projects current, it is important to occasionally add new insects to the list. Due to the invasion of a serious new insect pest throughout the Midwest called the Spotted Lanternfly, we have added it to the list of insects found in the "How to Make an Awesome insect Collection and (ID-401) and Who Let the Bugs Out (ID-402) extension resources. Please be aware that students are now expected to identify and understand its biology and behavior as well as its potential impact in Agriculture.

Indiana 4-H Youth Development partners with Purdue University academic departments to develop 4-H project guidelines. The Monarch butterfly and Spotted Lanternfly statements are provided by Dr. Timothy J. Gibb, Department of Entomology.

Beginner-1st year

- 10 insects, identified and pinned on cards (ID 401A)
- Maximum number of collection boxes (1)*

Beginner-2nd year

- 20 insects, mounted (pins or vials). Identify all insects by common name and identify five (5) to order. Include card ID 401B.
- Maximum number of collection boxes (1)*

Beginner-3rd year

- 30 insects, mounted (pins or vials). Identify all insects by common name and identify 15 to order. Include 401C.
- Maximum number of collection boxes (1)*

Intermediate-4th year

- 40 insects, exhibit a minimum of 6 orders, mounted (pins or vials). Identify all insects by common name and order. Include 401D
- Maximum number of collection boxes (2)*

Intermediate-5th year

- 50 insects, exhibit a minimum of 8 orders, mounted (pins or vials). Identify all insects by common name and order. Identify ten (10) to family. Include card 401E.
- Maximum number of collection boxes (2)*

Intermediate-6th year

- 60 insects, exhibit a minimum of 10 orders, mounted (pins or vials). Identify all insects by common name and order. Identify 30 to family. Include 401F
- Maximum number of collection boxes (2)*

Advanced-7th year

- 70 insects, exhibit a minimum of 12 orders, mounted (pins or vials). Identify all insects by common name, order and family.
- Maximum number of collection boxes (3)* Include card ID4011
- 1 Educational Box theme- insect behavior.

Advanced 8th year

- 80 insects, exhibit a minimum of 14 orders, mounted (pins or vials). Identify all insects by common name, order and family.
- Maximum number of collection boxes (3)* Include card ID4011
- 1 Educational box Theme-insect pest management

ID Card 4011 for grades 9-12 is to be placed in the first collection box only .

Advanced 9th year

- 90 insects, exhibit a minimum of 16 orders, mounted (pins or vials). Identify all insects by common name, order and family
- Maximum number of collection boxes (3)* Include card ID4011
- 1 Educational box Theme- Insects in the environment

Advanced 10th year

- 100 insects, exhibit a minimum of 18 orders, mounted (pins or vials). Identify all insects by common name, order and family..
- Maximum number of collection boxes (3)* Include card ID4011
- 1 Educational box theme - benefits of insects

*The Number indicates the maximum number of insect boxes that may be used for the insect collection. Educational boxes are in addition to the insect boxes.

FAMILY PROJECT

Not a State Fair Project

GREEN RECORD BOOK COMPLETION REQUIREMENT:

- Complete a Shelby County Record Sheet in each enrolled family member's Green Record Book.

EXHIBIT GUIDELINES:

The Family Project is designed to encourage families to work together. The family should select one project (important to the total family) to work on together during the year and then display at the Fair. All 4-H members in the family will receive credit and a ribbon for the project. One premium will be paid per family.

You may choose from among the examples of projects listed in the Project Manual, or select your own project. The display might be in the form of a notebook, a poster, a sample of what the family did, pictures of the family doing the project, a story, or any other way of showing the project. The display should include all the family names.

FLORICULTURE

State Fair Entries: Two (2) floral exhibits per level and one (1) educational exhibit per level

GREEN RECORD BOOK COMPLETION REQUIREMENT:

- Complete a Shelby County Record Sheet.

EXHIBIT GUIDELINES:

- See Poster Guidelines on Page 74 of the Shelby County Handbook
- See Notebook Guidelines on Page 74
- Floral arrangements can be constructed using fresh flowers and greenery grown yourself or purchased, flowers and greenery dried yourself or purchased, or artificial flowers or greenery.

Judges evaluating exhibits should recognize individual differences and creativity therefore using information in this document as a guide rather than a requirement.

Level A (*Grades 3 & 4 suggested*)

Exhibit one of the following:

Floral Option:

Create a simple bud vase (1-3 stems of main flower plus appropriate filler and/or greenery) or simple round arrangement (small, compact round cluster of flowers plus appropriate filler and/or greenery).

Educational Display Option - Create a poster, notebook or display about one of the following:

1. Chronicle your work in your flower garden (planning, planting, care, harvest, arrangement made with your flowers)
2. Describe how you planned or designed your garden, including how you chose the kinds of flowers.
3. Explain how you harvested your flowers, cared for them, and used them in an arrangement.
4. Explore and explain: pollination -what it is, why important, different ways it occurs or transplanting -what, how, things to watch out for; or role of insects with flowers (good, bad or both).
5. Explore and explain seed germination.
6. Explore and explain how to care for a "sick" plant
7. Report on interview with a floriculture professional (what do they do, types of jobs, type of training, hours worked, etc.)
8. Describe an experiment you did and the results
9. Describe a community service project you did related to your flowers project
10. Another similar activity

Level B (Grades 5 & 6 suggested)

Exhibit one of the following:

Floral Option

Create a mixed planter that includes 3 or more kinds of plants, make an item from dried plants, or display a house plant (flowering or non-flowering) you've grown.

Educational Display Option - Create a poster, notebook or display about one of the following:

1. Report how you harvested your flowers and/or herbs, cared for them, dried them, and used them.
2. Explore and explain: insects and your flowers and/or herbs
3. Explore and explain: starting seeds indoors - the process and pros and cons
4. Explore and explain: perennials - what are they, how are they used, benefits or drawbacks
5. Investigate and describe: a butterfly garden- what types of plants, benefits to insects and butterflies, etc.
6. Describe how you planned or designed your garden, including how you chose the kinds of plants, any problems, successes
7. Describe your houseplant - how you cared for, transplanted to larger pot, any problems, successes
8. Explore and explain: plant biology - form and function, growth, photosynthesis, etc.
9. Explore and explain: how to grow plants indoors - things to consider, common problems and solutions
10. Explore and explain: environmental effects related to plants (such as light, water, soil, or temperature)
11. Describe an experiment you did and the results
12. Explore and explain topics from "Imagine That" - plants around the world, information about different cultural uses of plants, different ways you used your plants/herbs/flowers
13. Another similar activity.

Level C (Grades 7, 8, & 9 suggested)

Exhibit one of the following:

Floral Option

Create a terrarium, combination or European planter (3 or more kinds of plants), corsage, boutonniere, or specialty arrangement in a container (using dried flowers, roses, or lilies as the primary content).

Educational Display Option - Create a poster, notebook or display about one of the following:

1. Explore and explain: vegetative propagation - how to, different types, problems and solution, different uses of
2. Explore and explain: plant nutrients - what are they, why does the plant need them, what happens if the plant has too much or too little, plants or containers vs. garden.
3. Investigate the design of multiple plant containers - how to, things to consider, selecting plant materials, uses of
4. Describe how you created your corsage or boutonnieres; or dried arrangement. Be sure to include appropriate information on design principles and how they are used to create your arrangement.
5. Explore and explain: floral tools and materials (how to use, what they are, care of tools, different uses of a tool or material)
6. Explore and explain: preserving cut flowers - how, problems, uses of and/or diseases related to cut flowers
7. Illustrate, explore and explain how you dry flowers or other plant materials and/or describe different methods and/or how, why use them
8. Explore and explain: medicinal uses and toxicity of fresh and dried flowers and plants
9. Describe an experiment you did and the results
10. Describe a career exploration activity you did, such as job shadow, interview with a professional
11. Describe a community service activity you did related to your flowers project - what you did, why, results, etc.
12. Another similar activity.

Level D (Grade 10, 11 & 12 suggested)

Exhibit one of the following:

Floral Option

Create a seasonal arrangement, modern or contemporary arrangement, bridal bouquet, special occasion centerpiece, or plant you have propagated and grown yourself.

Poster or Notebook Exhibits - choose any one (1) of the following topics:

1. Describe how you created your arrangement, include information on the design principles utilized.
2. Explore and explain how you utilize different flowers to make a similar style arrangement for different seasons (tulips in spring, mums in fall, etc.) or how to utilize similar flowers to make different styles of arrangements
3. Explore and explain: the cost of arrangement and/or a cost comparison with flowers (different types of flowers, different time year, etc.)
4. Explore and explain: forcing flowers (bulbs, branches, etc.)
5. Explore and explain: marketing in the floral industry (large or small business) and/or a market survey and results, and how they can benefit the floral industry
6. Explore and explain: how to start a business related to the floral industry and may include a business plan
7. Explore and explain: the origins of flowers and/or the floriculture industry around the world
8. Explore and explain: tissue culture, biotechnology, or traditional breeding of new flower types - what are they, how are they used, pros and cons
9. Explore and explain: be a plant detective - what kinds of problems might you have in growing and caring for flowers, and how to solve
10. Describe an experiment you did and the results
11. Describe a community service activity you did related to your flowers project: how, why, results
12. Another similar activity

FOODS, BAKED

State Fair Entries: Level A - 2 entries
Level B - 2 entries
Level C - 3 entries
Level D - 3 entries

GREEN RECORD BOOK COMPLETION REQUIREMENT:

- Complete a Shelby County Record Sheet.

Exhibit Introduction

Purdue Extension Food Safety Policy (revised 10/2022):

For Food Competitions: Fillings, frostings, glazes, and meringues are not permitted to contain cream cheese, sour cream, heavy cream, or whipped cream if they are not fully cooked/baked. These items are allowed as ingredients in food products if the final product is cooked/baked. Additionally, raw milk, raw milk products or uncooked eggs/egg whites are not permitted. Eggs/egg whites that have been cooked to 160°F (i.e. pasteurized or included as part of a batter and baked) are acceptable. No home- canned fruits, vegetables, or meats are permitted as ingredients in food products.

Foods should be transported to the competition in a way that minimizes contamination and maintains the quality of the food (i.e. foods that are judged as frozen should remain frozen at all times).

Recipes must be provided that identifies all ingredients that were used in each part of the product. Any ingredient that could be a potential allergen must be clearly identified. Potential food allergens include, but are not limited to, milk, eggs, peanuts, tree nuts, fish crustacean shellfish, wheat, soy and sesame. Each food product must be labeled with the following information:

- Name
- Address
- Contact information (phone and/or email address)
- Date the food product was made

Contestants should carefully wash their hands and make sure that their hands do not have any open cuts before preparing foods. If cuts are present, the wound should be bandaged and a single use food service glove worn on the hand during all stages of food production. Contestants should not be preparing food exhibits for competition within 48 hours of recovering from any illness. People experiencing symptoms of vomiting, diarrhea, fever, and/or jaundice should not be allowed to prepare food.

Judges and individuals who will consume products from county and/or state competitions should be informed that they are at risk for foodborne illness since the established policy cannot guarantee that an entry has been properly prepared or handled before, during or following the competition. The food products for competitions are home produced and processed and the production area is not inspected by the Indiana Department of Health. Tasting of a food product is solely at the discretion of the judge and consumers. Judges are **NOT** to taste any home preserved foods such as low-acid or acidified foods like green beans, tomatoes or tomato products, jams/jellies/fruit preserves or fermented products produced in the home.

Baked food products may be from a boxed mix following the instructions, a boxed mix with added ingredients, or ingredients combined from scratch.

Instructions for preparing food exhibits for display:

All food products must be covered when transporting.

Labeling:

1. Youth are to place their name, county and club on the bottom side of their plate, pan or other container and the official entry tag provided will be placed with the exhibit.

Recipe or index cards:

1. A completed recipe card is to be submitted with each exhibit. Be sure to include the recipe source and all the information requested in the exhibit description, as well as your name, county, and the grade level/exhibit option. Laminating, wrapping the recipe card in plastic, or placing it in a clear bag is optional. Recipe cards are for judging purposes only and will not be returned from the State Fair.
2. Since it is illegal in the State of Indiana for youth under the age of 21 to purchase or consume alcoholic beverages, 4-H members are to use recipes that do not include an alcoholic beverage as an ingredient. A suitable non-alcoholic or imitation product may be substituted.

How to prepare products for display.

1. Most food products should be displayed on a paper or foam plate or another type of disposable container.
2. Cakes and sticky items may be displayed on a cardboard strong enough to support the item and covered in foil, plastic, wax paper, or similar substance.
3. Pies, casseroles and other similar items are to be baked in a disposable pan. Containers or pans will NOT be returned from the Indiana State Fair.

- Edible Food exhibits will not be returned to the Exhibitor.

At the State Fair, perishable baked exhibits for state fair competition will not be displayed and instead will be donated to a central Indiana homeless shelter.

Judges evaluating exhibits should recognize individual differences and creativity, therefore using information in this document as a guide rather than a requirement.

Choose one or more of the baked products below, or a similar baked product of choice. It is suggested a participant choose a different option each year, but this is not a requirement. Exhibits entered at state fair will be donated to local homeless shelters after being judged and not displayed.

Level A, (Grades 3 & 4 suggested)

- Three un-iced snack-sized cookies.
- Three standard sized unlined muffins.
- Three standard sized unlined muffins that contain an ingredient that is a source of Vitamin A or Vitamin C
- Three snack sized granola bars.
- Three snack sized brownies or blondies
- An educational poster, notebook or display about a food or nutrition topic of choice that is age/grade appropriate.
- Any other similar baked item

Level B, (Grades 5 & 6 suggested)

- A single layer cake without frosting.
- A single layer reduced-fat cake without frosting. Reduce the amount of fat in the recipe by using a fruit puree or baby food fruit product that does not contain yogurt.
- A standard loaf-sized quick bread.
- A standard loaf-sized quick bread containing an ingredient that is a source of Vitamin A or C.
- A coffee-cake
- A coffee-cake containing an ingredient that is a source of Vitamin A or C.
- Three biscuits or scones that are plain, sweet or savory.
- Three biscuits or scones that are plain, sweet or savory using a whole grain flour mixture

- Three biscuits or scones that are plain, sweet or savory containing an ingredient that is a source of Vitamin A or C
- Three no-yeast, any shape pretzels (shaped, stick or nugget)
- Three no-yeast, any shape pretzel with a whole grain flour mixture (shaped, stick or nugget).
- Three no-yeast breadsticks
- Three no-yeast cinnamon rolls or other flavored roll without icing or glaze
- A no yeast sweet bread without icing or glaze
- An educational poster, notebook or display about a food or nutrition topic of choice that is age/grade appropriate
- Any other similar baked item

Level C, (Grades 7, 8, 9 suggested)

- Three yeast bread sticks or yeast rolls (any shape, medium size - not a sweet roll)
- Three (3) yeast bread sticks or yeast rolls (any shape, medium size-not a sweet roll) using a whole grain flour mixture. Participants are expected to learn how to knead bread dough by hand and allow it to rise appropriately. It is NOT acceptable to use a home bread maker.
- A yeast bread loaf or braid. Participants are expected to learn how to knead bread dough by hand and allow it to rise appropriately. It is NOT acceptable to use a home bread maker
- A yeast bread (can be loaf, braid) using a whole grain flour mixture such as whole wheat, rye, oat bran, etc. Participants are expected to learn how to knead bread dough by hand and allow it to rise appropriately. It is NOT acceptable to use a home bread maker.
- Homemade pizza using a yeast dough. Judges are not expecting this item to be presented hot out of the oven
- One package of an invented healthy snack (such as a granola bar, popcorn snack, trail mix, etc.). Your snack must include at least 2 food groups from MyPlate. Exhibit must include your snack product and a separate folder containing a marketing plan with product name, recipe, how it will be packaged, a package design, where it will be sold and suggested selling price. Style your snack for a photo shoot and include the picture in your marketing plan. Label should include product name, date, quantity, and serving size
- Prepare an entrée casserole that meets three MyPlate requirements for a meal. Use care when transporting to prevent spoilage. Judges are not expecting this casserole to be presented hot out of the oven.
- An educational poster, notebook or display about a food or nutrition topic of choice that is age/grade appropriate.
- Any similar baked item.

Level D, (Grades 10, 11, 12 suggested)

BAKED PRODUCT OPTIONS:

- A single or double crust baked fruit pie (no graham cracker crust). (Note: Custards, cream, cream cheese frosting and fillings, and raw egg white frosting are not acceptable in an exhibit because they are highly perishable when left at room temperatures.)
- A baked food product for a catered meal or special event in which organizers have requested low fat and/or reduced sugar items. Exhibit will include your food product and a notebook outlining how this product is to be used at the event, menu, supplies to buy, preparation schedule, equipment, table layout, etc. A table display is optional. .
- Select a condition in which people have to specifically modify their eating habits (diabetes, heart disease, Celiac disease, food allergies, etc.) Prepare a baked food product appropriate for someone with this condition. Exhibit will include your food product and a notebook summarizing the condition or allergy, nutrition considerations involved with the condition, a description of your baked item, and an explanation of how it fits within the nutrition considerations. Make sure to note any ingredients that

could cause an allergic reaction.

- Prepare an entrée casserole that meets four My Plate requirements for a meal. Use care when transporting to prevent spoilage. Judges are not expecting this casserole to be presented hot out of the oven.
- An international or ethnic food of choice. This may be a cold or hot product. Use care when transporting to prevent spoilage. Judges are not expecting this product to be presented hot out of the oven.
- A specialty pastry.
- Create a baking mix and provide a sample of the baked product. Include an index card with instructions, wet ingredients needed, and baking instructions.
- An educational poster, notebook or display about a food or nutrition topic of choice that is age/grade appropriate.
- Any other similar baked item.

FOOD AUCTION - Saturday, June 8, 2024 at 5:00 p.m.

AUCTION GUIDELINES:

- 4-H exhibits in Creating With A Mix, Foods and/or Microwave project(s) which are not posters or displays, will have a small portion cut for judging and exhibit purposes. Food Preservation projects will not be sold.
- Food items can remain in the dish that it was cooked in. i.e., fruit crisp, cake, pie
- The remaining portion of all edible exhibits will be sold at the 4-H Food Auction at 5:00 p.m. on the day of judging.
- Families of 4-H Foods or Microwave Exhibitor earning a Champion will be contacted before the Food Auction, if possible.
- For all baked Foods entries or Microwave Food entries where the 4-H'er is present to auction the item, one-half of the proceeds will be donated to the Shelby County Advisory Council and the other half of the proceeds will go to the 4-H member. This money will be available at project pick up. If it is not picked up then, the money will be forfeited and returned to the 4-H Advisory Council
- If a 4-H'er has entries in both the Foods and Microwave Foods, the proceeds from the highest amount received will be split with the 4-H'er. Proceeds from the auction benefit Shelby County 4-H programs and activities throughout the year.
- 4-H'ers must sign up before the end of Foods Judging. There will be sign-up sheets located at the judging tables. Any 4-H'er who earns a Champion or greater who is not signed up to auction their item will be contacted before the Food Auction if possible.
- Any food item deemed unsafe by the Foods Superintendent, Building Superintendent, or 4-H Youth Educator will not be allowed to sell.

FOODS, PRESERVED

State Fair Entries: Level A - 2 entries
Level B - 2 entries
Level C - 3 entries
Level D - 3 entries

GREEN RECORD BOOK COMPLETION REQUIREMENT:

- Complete a Shelby County Record Sheet.

Exhibit Introduction

Purdue Extension Food Safety Policy (revised 10/2022):

For Food Competitions: Fillings, frostings, glazes, and meringues are not permitted to contain cream cheese, sour cream, heavy cream, or whipped cream if they are not fully cooked/baked. These items are allowed as ingredients in food products IF the final product is cooked/baked. Additionally, raw milk, raw milk products or uncooked eggs/egg whites are not permitted. Eggs/egg whites that have been cooked to 160°F (i.e. pasteurized or included as part of a batter and baked) are acceptable. No home-canned fruits, vegetables, or meats are permitted as ingredients in food products.

Foods should be transported to the competition in a way that minimizes contamination and maintains the quality of the food (i.e. foods that are judged as frozen should remain frozen at all times).

Recipes must be provided that identifies all ingredients that were used in each part of the product. Any ingredient that could be a potential allergen must be clearly identified. Potential food allergens include, but are not limited to, milk, eggs, peanuts, tree nuts, fish crustacean shellfish, wheat, soy and sesame. Each food product must be labeled with the following information:

- Name
- Address
- Contact information (phone and/or email address)
- Date the food product was made

Contestants should carefully wash their hands and make sure that their hands do not have any open cuts before preparing foods. If cuts are present, the wound should be bandaged and a single use food service glove worn on the hand during all stages of food production. Contestants should not be preparing food exhibits for competition within 48 hours of recovering from any illness. People experiencing symptoms of vomiting, diarrhea, fever, and/or jaundice should not be allowed to prepare food.

Judges and individuals who will consume products from county and/or state competitions should be informed that they are at risk for foodborne illness since the established policy cannot guarantee that an entry has been properly prepared or handled before, during or following the competition. The food products for competitions are home produced and processed and the production area is not inspected by the Indiana Department of Health. Tasting of a food product is solely at the discretion of the judge and consumers. Judges are **NOT** to taste any home preserved foods such as low-acid or acidified foods like green beans, tomatoes or tomato products, jams/jellies/fruit preserves or fermented products produced in the home.

Instructions for preparing food exhibits for display:

All food products must be covered when transporting.

Recipe or index cards:

1. A completed recipe card is to be submitted with each exhibit. Be sure to include the recipe source and all the information requested in the exhibit description, as well as your name, county, and the grade level/exhibit option. Laminating, wrapping the recipe card in plastic, or placing it in a clear bag is optional. Recipe cards will not be returned from the State Fair.
2. Since it is illegal in the State of Indiana for youth under the age of 21 to purchase or consume alcoholic beverages, 4-H members are to use recipes that do not include an alcoholic beverage as an ingredient. A suitable non-alcoholic or imitation product may be substituted.

Food preservation jars/containers:

1. Preserved food products should be displayed in an appropriate container, preferably disposable.
2. Containers will NOT be returned from the Indiana State Fair.

Judges evaluating exhibits should recognize individual differences and creativity, therefore using information in this document as a guide rather than a requirement.

Frozen exhibits entered for state fair competition will not be displayed and instead will be donated to a central Indiana homeless shelter. Home-canned exhibits will be displayed but will be disposed at the state fair's conclusion.

Choose one or more of the preserved products below, or a similar baked product of choice. It is suggested a participant choose a different option each year, but this is not a requirement. Exhibits entered at state fair will be donated to local homeless shelters after being judged and not displayed.

Level A, (Grades 3 & 4 suggested)

- A package of 3 baked or unbaked, snack-sized (approximately 2"-3" individual size) frozen cookies. Display in freezer bag or freezer container. (NOTE: Freezer containers will not be returned.) Include index card with recipe and instructions for defrosting or baking. Label with name of product, quantity and date frozen.
- One package of frozen berries. Display in freezer bag or freezer container. (NOTE: Freezer containers will not be returned.) Include index card with recipe and instructions for defrosting or baking. Label with name of product, quantity and date frozen.
- One package of dehydrated fruit or vegetable. Display in an appropriate bag or container. Include index card with recipe and instructions for cooking or defrosting. Label with name of product, quantity, and date dehydrated.
- An educational poster, notebook or display about a food or nutrition topic of choice that is age/grade appropriate.
- Any other similar preserved item.

Level B, Grades 5 & 6 suggested)

- One uncooked frozen mini-pizza using whole-grain pita bread, english muffin, bagel, or already prepared crust (no larger than 7" in diameter) with toppings of your choice. Include at least 4 MyPlate food groups on your pizza. Meat toppings such as hamburger, sausage, bacon, etc. must be cooked. Display on covered cardboard inside freezer bag. Include index card with recipe and instructions for cooking. Label with name of product, quantity, and date frozen.
- One package of any frozen vegetable or combination vegetables. Display in freezer bag or freezer container. (NOTE: Freezer containers will not be returned.) Include index card with instructions for defrosting and cooking. Label with name of product, quantity, and date frozen.
- One container of frozen fruit or vegetable juice. Include index card with instructions for defrosting and cooking. Label with name of product, quantity, and date frozen.

- One container of frozen soup. Include index card with recipe and instructions for defrosting and cooking. Label with name of product, quantity and date frozen.
- A frozen ready-to-eat breakfast sandwich, burrito or similar item. Display on covered cardboard inside freezer bag. Include index card with recipe and instructions for cooking. Label with name of product, quantity, and date frozen.
- An educational poster, notebook or display about a food or nutrition topic of choice that is age/grade appropriate.
- Any other similar preserved item.

Level C, (Grade 7, 8, 9 suggested)

- One (1) container of freezer jam. Include index card with recipe and instructions for storing. Label with name of product, quantity, and date frozen.
- One jar of a canned tomato product using the Hot Pack Method for a boiling water bath canner, such as tomato juice, catsup, barbecue sauce, or salsa. Include index card with recipe and instructions for cooking or using the product. Label with name of product, quantity, and date canned. Canned products must have the ring on the jar top to protect the seal. Note: Only food preservation products made using USDA approved recipes and techniques are acceptable.
- One jar of a canned pickled product or canned pickles. Include index card with recipe, processing, and storage instructions. (Products using a fancy pack are not accepted.) Label with name of product, quantity, and date canned. Canned products must have the ring on the jar top to protect the seal. Note: Only food preservation products made using USDA approved recipes and techniques are acceptable.
- Frozen yeast dough (bread loaf, roll balls, sticks, pizza, etc.). Include index card with recipe and instructions for defrosting and cooking. Label with name of product, quantity and date frozen.
- An educational poster, notebook or display about a food or nutrition topic of choice that is age/grade appropriate.
- Any similar preserved item.

Level D, (Grades 10, 11, 12)

- One jar of pressure canned vegetables, meat or combination product, such as soup, stew, spaghetti sauce with meat, etc. Include index card with recipe and instructions for cooking or using the product. (Products using a fancy pack are not accepted.) Label with name of product, quantity, and date canned. Canned products must have the ring on the jar top to protect the seal. Note: Only food preservation products made using USDA approved recipes and techniques are acceptable.
- One package of a combination food frozen entree in freezer container. The combination food should contain 3 food groups from MyPlate. Exhibit should include an index card with recipe and instructions for reheating. Display in disposable containers. No containers will be returned. Label with name of product, quantity, and date frozen.
- A jar of cooked jam or a reduced-sugar fruit spread. Include recipe card. Label with name of product, quantity, and date made. Note; Only food preservation products made using USDA approved recipes and techniques are acceptable.
- One container of a thaw and eat frozen prepared appetizer. Include index card with recipe and instructions for defrosting. Label with name of product, quantity and date frozen.
- One container of a thaw and eat frozen prepared dessert. Include index card with recipe and instructions for defrosting. Label with name of product, quantity, and date frozen.
- An educational poster, notebook or display about a food or nutrition topic of choice that is age/grade appropriate.
- Any other similar preserved item.

FORESTRY

State Fair Entries: One entry per Level.

GREEN RECORD BOOK COMPLETION REQUIREMENT:

- Complete a Shelby County Record Sheet.

EXHIBIT GUIDELINES:

- See Poster Guidelines on Page 74 of the Shelby County Handbook.
- Judges evaluating exhibits should recognize individual differences and creativity, therefore using information in this document as a guide rather than a requirement.

Beginner Grades 3 - 5 suggested

Create an educational poster, notebook or display about any manual activity or on any forestry topic of choice that is age/grade appropriate.

Intermediate (BU-8039) (Grades 6 - 8 suggested)

Create an educational poster, notebook or display about any manual activity or on any forestry topic of choice that is age/grade appropriate.

Advanced (BU-8040) (Grades 9, - 12 suggested)

Create an educational poster, notebook or display about any manual activity or on any forestry topic of choice that is age/grade appropriate, prepare a herbarium collection that contains at least 25 native Indiana forest leaves, or prepare a herbarium collection that contains at least 25 native Indiana forest shrubs. Youth can also design and complete an independent study activity.

Herbarium Collections – Collect 25 terminal twigs and at least two leaves, if space allows (only one compound leaf is required), from native forest trees. Mount the specimens on 11½" x 16½" paper. One leaf on the twig must be mounted to show the back side of the leaf. Label each sheet with the following: common name, scientific name, where collected, county where collected, date collected, name of collector, and specimen number. Cover each specimen. There are no specific references given for these exhibits. Youth are encouraged to use Extension publications, the Internet, books and forest specialists when collecting and identifying specimens. The herbarium collection must be accessible to the judges. Do not cover it under the plastic that covers your poster. You may want to attach a folder or other holder over your poster to hold the mounted, covered specimens.



GARDEN

State Fair Entries: Each 4-H Garden Project member may enter one garden collection (3, 4, or 5), five single vegetables, 3 herb entries and 1 tomato plate entry at State Fair. Exhibition at County Fair is not required prior to State Fair entry. (Varying weather conditions may affect some gardens. They may not be ready by county fair time, but may be ready by State Fair time.)

1 garden education exhibit per county

GREEN RECORD BOOK COMPLETION REQUIREMENT:

- Complete a Shelby County Record Sheet.

EXHIBIT GUIDELINES:

- Refer to Suggested 4-H Garden Exhibits, 4-H 970-w to learn about size, weight, and other suggested specifications.
- See Poster Guidelines on Page 74 of the Shelby County Handbook.
- All vegetables entered in these classes must have been produced by the 4-H member in his/her Garden Project.

Vegetable exhibits entered for state fair competition will not be displayed and instead will be donated to a central Indiana food bank.

Level A (Grades 3-4 suggested)

Choose one or more options outlined below. All vegetable and herb exhibits must include common name and variety. Vegetable exhibits entered at the state fair will be donated to local food banks and homeless shelters after being judged and not displayed.

Level B 9 Grades (Grades 5-6 suggested)

Choose one or more options outlined below. All vegetable and herb exhibits must include common name and variety. Vegetable exhibits entered at the state fair will be donated to local food banks and homeless shelters after being judged and not displayed.

Level C (Grades 7-9 suggested)

Choose one or more options outlined below. All vegetable and herb exhibits must include common name and variety. Vegetable exhibits entered at the state fair will be donated to local food banks and homeless shelters after being judged and not displayed.

Level D (Grades 10-12 suggested)

Choose one or more options outlined below. All vegetable and herb exhibits must include common name and variety. Vegetable exhibits entered at the state fair will be donated to local food banks and homeless shelters after being judged and not displayed.

Garden Collection Option

Create a 3-plate, 4-plate, or 5-plate collection display of vegetables you have grown and cared for from the single vegetable list. Display each vegetable on a disposable plate. Inclusion of flowers is optional.

Single Vegetable Option

Display from the list below vegetables you have grown and cared for on a disposable plate.

Vegetable	Plated Display Description
Asparagus	Asparagus, 5 spears
Beans	Cowpea, black-eyed pea, southern pea, etc., 10 pods or ½ cup shelled
Beans	Snap, Green or Wax, 10 pods
Beans	Lima-large or small - 10 pods or ½ cup shelled
Beans	Navy, kidney, shell out, etc.-1/2 cup shelled
Beets	Round, flat, and long types, 3
Broccoli	Broccoli, 1 head
Broccoli raab	Broccoli raab, 3 heads
Brussels sprouts	Brussels sprouts, 5 heads
Cabbage	Chinese type (bok choy or pak choy), 1 head
Cabbage	Chinese type (napa cabbage), 1 head
Cabbage	Round, Flat or Pointed type, 1 head
Carrots	Carrots, 3
Cauliflower	Cauliflower, 1 head
Celery	Celery, 1 bunch
Chard	Chard, 10 bundled leaves
Collards	Collards, 10 bundled leaves
Corn	Sweet-yellow, white or bicolor, 3 ears
Cucumbers	Dill, Pickling, 3
Cucumbers	English or hothouse, 1
Cucumbers	Slicing with seeds, 3
Eggplant	Eggplant, 1
Kale	Kale, 10 bundled leaves
Kohlrabi	Kohlrabi, 3
Muskmelon	Muskmelon (cantaloupe), 1
Okra	Okra, 3 pods
Onions	Green, 5 onions in a bunch
Onions	Red, Yellow or White, 3
Parsnip	Parsnips, tops off, 3
Peas	Peas, edible pod such as snow peas , 10 pods
Peas	Peas, unshelled, 10 pods
Peppers	Bell type, 3
Peppers	Chili type, 3
Peppers	Serrano type, 3
Peppers	Banana/Long/Wax/Hungarian type, 3
Peppers	Pimiento type (red), 3
Peppers	Cayenne type, 3
Peppers	Jalapeno type, 3
Peppers	Cherry type, 3
Peppers	New Mexican, long green, Anaheim type, 3
Peppers	Ancho type, 3
Peppers	Tabasco type, 3
Peppers	Habanero type, 3
Potato	Potatoes, any color, 3
Pumpkin	Pumpkin, (other), 1
Pumpkin	Table, Canning, or Ornamental, 1
Radishes	Radishes, 5
Rhubarb	Rhubarb, 3 stalks bundled

Vegetable	Plated Display Description
Rutabaga	Rutabaga, 3
Spinach	Spinach, 10 bundled leaves
Squash	Banana, or other large winter squash type, 1
Squash	Buttercups, Turbans, 1
Squash	Butternut, 1
Squash	Cushaw, 1
Squash	Hubbards – blue, green or golden, 1
Squash	Scallops/Patty Pans, 1
Squash	Straight or crookneck – i.e. summer squash, 1
Squash	Acorn, 1
Squash	Zucchini or cocozelle, 1
Sweet Potato	Sweet potatoes, 3
Tomatillos	Tomatillos, 3
Turnips	Turnips, 3
Watermelon	Watermelon, 1
Any Other Vegetable	Any vegetable not listed above, include 1-3 specimens

Single Herb Option

Display from the list below a single herb plant you have grown and cared for in an appropriate size pot that has a saucer bottom.

Herb Name and Description
Basil (<i>Ocimum basilicum</i>) "all edible types"
Catnip (<i>Nepeta cataria</i>) "all edible types"
Chamomile (<i>Chamaemelum nobile</i>) "all edible types"
Chives (<i>Allium schoenoprasum</i>) "all edible types"
Coriander or Cilantro (<i>Coriandrum sativum</i>) "all edible types"
Dill (<i>Anethum graveolens</i>)
French tarragon (<i>Artemisia dracunculoides</i>)
Lavender (<i>Lavendula</i> sp.) "all edible types"
Mint (<i>Mentha</i> sp.) "all edible types"
Oregano (<i>Origanum vulgare</i>)
Parsley (<i>Petroselinum crispum</i>) "all edible types"
Rosemary (<i>Rosemarinus officinalis</i>)
Sage (<i>Salvia officinalis</i>)
Sweet Marjoram (<i>Origanum majorana</i>)
Thyme (<i>Thymus vulgaris</i>) "all edible types"
Any Other Herb

Potato Tray Option

Display from the list below approximately 30 potatoes you have grown and cared for in a 12 1/2" x 18" tray. A tray will be provided when checking in potato exhibits at the state fair.

Potato Description
Red (Norland, Triumph), etc.
Russett (Haig, Norgold, Superior), etc.
White, long type (Kennebec), etc.
White, oval type (Irish Cobbler), etc.
White, round type (Katahdin), etc.
Other (yellow, blue, etc.)

Tomato Plate Option

Display from the list below tomatoes you have grown and cared for on a disposable plate.

Tomato Description
Pink or purple, 3
Red (for canning), 3
Red (for market), 3
Roma or paste type, 3
Intermediate type, 10
Small Cherry or Pear, 10
Yellow or orange, 3

Educational Exhibit Option

Create an educational poster, notebook or display about any manual activity or on any gardening topic of choice that is age/grade appropriate. Youth can also design and complete an independent study activity.

"JUST FOR FUN"

1. Largest (by weight) pumpkin/squash
2. Largest (by weight) watermelon
3. Largest (by weight) tomato
4. Largest (by weight) potato
5. Largest (by weight) onion
6. Largest (by weight) head of cabbage
7. Largest (by diameter) sunflower
8. Unusual growth forms

GENEALOGY

State Fair Entries: One entry from each Division (4)

GREEN RECORD BOOK COMPLETION REQUIREMENT:

- Complete a Shelby County Record Sheet.

EXHIBIT GUIDELINES:

- Refer to 4-H 748 Genealogy Manual and supporting literature for assistance.
- Forms for this project can be found at www.extension.purdue.edu/4h, click on projects and then on to Genealogy to reach downloadable forms. This project is organized into divisions and not grades and you must start at Division 1 and build on this information each year thereafter. This is a project that builds on the previous division information in order to be successful in building your family tree. If you are using a genealogical commercial software program you may need to type in or hand write in information required by the Indiana 4-H genealogy project. See 4-H forms in the 4-H website linked above.
- The exhibit will consist of no more than four (4) notebooks for Division 1-4 and first year Advanced Division. (If a notebook requires additional space, label it as notebook x, continued.) Those notebooks are:
 - * Book #1 - Appropriate size notebook or binder, contains introduction sheet, pedigree charts and family group sheets
 - * Book #2 - Appropriate size notebook or binder, contains additional information worksheets and diary of work
 - * Book #3 - Appropriate size notebook or binder, contains supporting documents, pictures, etc
 - * Book #4 - Appropriate size notebook or binder, Advanced Division options only (Begin using this notebook in first year of the advanced division or the fifth year of project enrollment.)
 - * Another notebook should be maintained and kept in a secure place at home to keep original personal and legal documents as well as previously exhibited work.

Note: Youth may consolidate information in order to have fewer notebooks. In this case indicate on the cover the notebook numbers included and use dividers to separate information by notebook number as well as contents as indicated below.

Notebooks should be tabbed and in the following order:

- Book #1 - Introductory Page; Pedigree Charts; Family Group Sheets
- Book #2 - Additional Information Worksheets; Diary of Your Work
- Book #3 - Any Other Documents (label with ancestor numbers on tab)
- Book #4 - Advanced Division Options (label each tab separately with the specific option);
Diary of Your Work (this will be a second diary describing work done for each advanced division option)

Pedigree Charts, Family Group Sheets, Additional Information Worksheets, and Diary Sheets are to be placed in the notebook back-to-back in sheet protectors to save space, reduce the information being damaged and reduce the number of sheet protectors required.

- So the notebook exhibit can be displayed to the public and to minimize the potential of identity theft, original legal documents are **NOT** to be included in the exhibit notebook. Instead, a photocopy of any legal document is to be included in the notebook and all identifiable information (like social security numbers) except for names is to be completely marked out. Original legal documents are to be kept in a secure location by the 4-H member and his/her family.
- All posters, notebooks, and display boards must include a reference list indicating where information was obtained, giving credit to the original author, to complete the 4-H members exhibit. This reference list should/might include web site links, people and professionals interviewed, books, magazines, etc. Reference notations are to be made in the "source" column of the Family Group Sheet and on each document.
- If information on a family member is unknown, an additional information worksheet for each required ancestor is still required. Write "unknown" or "NIA" (no information available) in PENCIL for each sheet of unknown ancestors or list several ancestors on a page and insert page in proper numerical order.

After exhibiting the 1st year of the ADVANCED Division, only the Advanced Division notebook (Book #4) with ALL OPTIONS (no pedigree charts, no family group sheets, no additional information sheets, no documents from Divisions 1-5) needs to be exhibited each year with genealogy project continues.

Suggested Genealogy Supply List

- ◇ Four 3" D-ring notebooks (Book #1, #3, #4 will be exhibited and the fourth 3" D-ring notebook to maintain documents at home and NOT exhibited.)
- ◇ One 2" D-ring notebook (Book #2)
- ◇ Computer or legible printing/handwriting (be consistent with method used)
- ◇ #2 lead pencil with soft eraser
- ◇ Black ink pen
- ◇ Yellow highlighter
- ◇ Notebook tabs AND acid free dividers (several tabs will be needed, be consistent with style used, should not appear past edge of notebook)
- ◇ Fine point permanent Black marker
- ◇ Acid free and non-glare sheet protectors
- ◇ Acid free paper
- ◇ Acid free glue stick
- ◇ Acid free satin Scotch tape
- ◇ Correction tape
- ◇ Lots of creativity to make the exhibit your own while still following the exhibit guidelines.

Judges evaluating exhibits should recognize individual differences and creativity, therefore using information in this document as a guide rather than a requirement.

Division 1 (1st year in project suggested)

Exhibit Notebook that includes the following:

Book #1

- An Introduction page with a recent photograph of yourself
- Completed three-generation pedigree chart. This includes you, your parents, and your grandparents, ancestors #1 through #7. Put all surnames in capital letters, and all dates in military form (12 July 1974). Give each person a number as described in the "Recording the Information" section of the Indiana 4-H Genealogy Resource Guide 4-H 748. **You must use the pedigree charts listed** at the www.extension.purdue.edu/4h website, **4-H 748PC-W** or **4-H 748PBW-W**, or the commercial software forms, but not the old "packet" pedigree charts.
- A family group sheet for your parents and each pair of grandparents. Sources of information MUST be filled in on family group sheets (see section "Recording the Information").

Book #2 (Ancestors 1-7 information)

- Four (4) "Additional Information Worksheets"
 - ◆ One (1) for you, the 4-H member
 - ◆ One (1) for your parents
 - ◆ One (1) for each set of grandparents (total - two worksheets)
 - ◆ A diary of your work

Book #3 (Ancestors 1-7 information)

- Any documents or pictures pertaining to these three generations. Documents must be labeled with ancestor name and ancestor number. Pictures need to be labeled with ancestor name, plus names of all known people, place and date picture was taken, as well as ancestor numbers

Division 2 (2nd year in project suggested)

Exhibit Notebook that includes the following:

Book #1

- Four-generation pedigree charts . This would include you, your parents, grandparents, and great grandparents, ancestors #1 through #15. **You must use pedigree charts listed at www.extension.purdue.edu/4h, 4-H 748Pc-W or 4-H 748PBW-W**, or the commercial software forms, but not the old "packet" pedigree charts.
- A Family Group Sheet for each pair of great-grandparents. Sources of information filled in on family group sheets (see section "Recording the Information" in the Indiana 4-H Genealogy Resource Guide 4-H 748).

Book #2

- An additional information worksheet for each set of great grandparents.
- A diary of your work

Book #3

- Any photographs taken of tombstones of your ancestors and their children. Please document location of tombstone(s) and label with ancestor name, ancestor number, and date photo was taken. Rubbings are acceptable in lieu of photographs.
- Any other documents pertaining to these generations, correctly labeled.

Exhibit Book #1, Book #2 & Book #3. Books 2 & 3 should only include Division 2 ancestors 8-15 and related information.

Division 3 (3rd year in project suggested)

Exhibit Notebook that includes the following:

Book #1

- Five-generation pedigree charts, ancestors #1 through #31. Computer programs do not generally print chart numbers, so if you are using a computer program, make sure you have the correct number of ancestors. If an ancestor is UNKNOWN, please indicate as UNKNOWN. **You must use pedigree charts listed at www.extension.purdue.edu/4h, 4-H 748PC-W or 4-H 748PBW-W**, or the commercial software forms, but not the old "packet" pedigree charts.
- Additional Family Group Sheets for generation five (5). Sources of information must be filled in on family group sheets (see section "Recording the Information" in Indiana 4-H Genealogy Resource Guide 4-H 748).

Book #2 (Ancestors 16-31 information)

- Additional Information worksheets
- A diary of your work

Book #3 (Ancestors 16-31 information)

- Write an autobiography, the story of your life. Include pictures, relevant dates, and important events. OR write an essay about what your hopes and dreams are for the future, or about life goals you hope to attain.
- Any documents or pictures pertaining to these generations, correctly labeled.

Exhibit Book #1, Book #2, and Book #3. Books 2 & 3 should only include Division 3 ancestors 16-31 and related information.

Division 4 (4th year in project suggested)

Exhibit a notebook(s) that includes the following:

Book #1

- Six-generation pedigree charts, ancestors #1 through #63. Computer programs do not generally print chart numbers, so if you are using a computer program, make sure you have the correct number of ancestors. **You must use pedigree charts listed at www.extension.purdue.edu/4h, 4-H 748PC-W or 4-H 748PBW-W**, or the commercial software forms, but not the old “packet” pedigree charts.
- Additional Family Group Sheets for generation six (6). Sources of information must be filled in on family group sheets (see section “Recording the Information”).

Book #2 (Ancestors 32-63 information)

- Additional information worksheets
- A diary of your work

Book #3 (Ancestors 32-63 information)

- A copy of a photograph or a story of a sixth-generation ancestor. Include information about the date when the photograph was taken, how or where you found it and what’s happening in it or why it was taken. If this is unavailable, write a story about the historical period during which your sixth generation ancestor was living.
- Any documents or pictures pertaining to these generations, correctly labeled.

Exhibit Book #1, Book #2 and Book #3. Books 2 & 3 should only include Division 4 ancestors 32-63 and related information.

Advanced (5th year and above in project suggested)

Exhibit Notebook that includes the following:

Book #1

- Seventh and Eight-generation pedigree charts, ancestors #64 through #255. If ancestry is unknown, please indicate as Unknown. Computer programs do not generally print chart numbers, so if you are using a computer program, make sure you have the correct number of ancestors.
- Your family group sheet for generations seven and eight.
- Sources of information filled in on family group sheets (see section “Recording the Information” in the Indiana 4-H Genealogy Resource Guide, 4-H 748).

Book #2 (Ancestors 64-255 information)

- Additional information worksheets
- Diary of your work

Book #3 (Ancestors 64-255 information)

- Any documents or pictures pertaining to these generations; correctly labeled.

Book #4

- One new advanced level option (see below). Advanced division exhibitors must include ALL options submitted in prior years, with each option labeled with the year completed.

Pedigree charts are available on the Indiana 4-H Web site for your additional genealogy research. EACH YEAR FOLLOWING, continue to add ancestors to your pedigree charts. In addition, choose one of the following options that has not been completed previously. Please identify, by letter, the option that you are completing, (for example: Advanced Division, Year 1, Option A; Advanced Division, Year 2, Option C; etc.)

Advanced Division Year 2 and beyond- Exhibit Book #4 that contains advanced division options and a second diary of work. If additional ancestry information was found in the seventh and eighth generation, exhibit Book 1 noting ancestors completed this year along with Books 2 and 3 demonstrating this year's work.

EXPLAIN the information received as to how it relates to you and your ancestors. Copies of documents obtained in previous divisions are acceptable and should be utilized in the option chosen if needed.

- A. A migration map of your eight-generation ancestors. You should have at least one map per family line with charts or explanations of the migrations.
- B. A timeline historical report of a family line. Show how this family fits into history. Document your report as well as possible with dates, records, places or maps, pictures, etc. Be sure to include proper labels and sources.
- C. A census history of a family line. Census abstract forms can be found on several websites. Download forms to abstract the census. Your notebook should contain copies of the census and the completed abstract form for each census.
- D. A history of your family's religious background for any family line or lines. Include a brief history of the denomination. Include baptism, confirmation or profession of faith and membership records. Also include information or history of the congregations involved. Be sure to include proper labels and sources.
- E. A history of your family's military service for a family line. Include supporting documents when possible. These documents could include military records, (muster rolls, discharge papers, etc.), pension records, and bounty land records, as well as maps and pictures. Be sure to include proper labels and sources.
- F. A research paper on a famous ancestor. Prove your relationship to this person with documentation. Try to include pictures and anecdotes to enhance your paper.
- G. Complete a family line or lines back as many generations as possible beyond eight generations ancestors 256 and beyond). Include pictures, maps and documents. Be sure to include proper labels and sources
- H. A timeline historical report of another family line not previously completed. Document as well as possible as in Option B. You need to state at the beginning that this is a second family historical report on such ancestor.
- I. A history of your family's military service for a family line not previously completed. Include supporting documents as in Option E. You need to state at the beginning that this is a second family military history report on such ancestor.
- J. Family DNA history. (This can be a very expensive option) Please include charts and explanations, i.e. use pie charts, ethnicity estimates, approximate percentage regionally, number of countries searched, genetic percentage, family tree, graphs, etc.
- K. Any other genealogy related activity of choice.

GEOLOGY

Superintendent: Pam Robinson - 317-835-7643

State Fair Entries: One per level (3)

GREEN RECORD BOOK COMPLETION REQUIREMENT:

- Complete a Shelby County Record Sheet.

EXHIBIT GUIDELINES:

- See Poster, Notebook and Display Board Guidelines on Page 74 of the Shelby County Handbook. Exhibits must be displayed horizontally, sized 22" x 28", mounted on a firm backing (foam-core board or other), and covered in clear plastic or other transparent material, in a collection box 18" x 24" x 3", displayed horizontally or a display board designed to sit on a table using no more than 36" of tabletop space.

NOTES:

- You may purchase your specimens and may display rocks, fossils, and minerals. If you purchase your specimen, indicate where and when you purchased it and the location where you would expect to find the specimen. If you collect your specimen, indicate the county and township where you found your specimen.
- Posters and display boxes will be exhibited "standing up" at the fair. Therefore, you need to mount your specimens securely. Subject matter experts suggest the following methods: soaking 1/2 cotton ball in Elmer's glue, hot glue, or clear tub sealant. Place the cotton ball in your box and put your rock (or fossil or mineral) on the cotton ball, and let sit. It will take 1-2 weeks for Elmer's glue to fully harden. Specimens mounted with Elmer's glue can be removed by soaking the cotton ball in water. Glue remaining on the rock may be brushed off with an old, damp toothbrush.
- Do not identify your specimens any further than phylum and class. There is one exception to this for fossils which are identified to phylum OR class. Class should only be used for fossils of mollusks, backboned animals and arthropods.
- When exhibiting rocks show a fresh surface (recently cracked or broken surface) to help judges identify the rock.
- Labels—Include the specific geographical location where you would expect to find any specimens as well as where you actually acquired it (found, purchased, etc.).

Judges evaluating exhibits should recognize individual differences and creativity, therefore using information in this document as a guide rather than a requirement.

Beginner (Grades 3– 5 suggested)

Manual:Geology I (4-H 985)

Create an educational poster, notebook or display about any manual activity or on any geology topic of choice that is age/grade appropriate.

Intermediate (Grades 6-8 suggested)

Manual:Geology II (4-H 986)

Create an educational poster, notebook or display about any manual activity or on any geology topic of choice that is age/grade appropriate, or collection of 8-16 minerals and/or fossils.

Advanced (Grades 9 - 12 suggested)

Manual:Geology III (4-H 987)

Create an educational poster, notebook or display about any m topic of choice that is age/grade appropriate, or collection of 15-25 minerals and/or fossils and/or jewel stones. Youth can also design and complete an independent study activity.

GIFT WRAPPING

Not a State Fair Project

GREEN RECORD BOOK COMPLETION REQUIREMENT:

- Complete a Shelby County Record Sheet.

EXHIBIT GUIDELINES:

- If an option lists two packages and direction, you must complete both items as directed to be considered for judging.

Clover (Grades 3 & 4)

Choose one of the following options:

- Wrap one square or rectangular box in paper using self-made bow. Attach a card with your name, age, club, occasion, and age of receiver on box.
- Wrap one cylinder-shaped package. Show creativity in the materials chosen. Attach a card with your name, age, club, occasion, and age of receiver on the package.
- Wrap one package having the top and bottom wrapped separately so the judge may open it. The box must contain a liner, like tissue paper. This package will be judged on inside appearance and on the outside wrapping. Attach card with name, age, club, occasion, and age of receiver on the box.

Junior (Grades 5, 6 & 7)

Choose one of the following options:

- One gift using any material other than paper. This package will be judged on originality and creativity. Attach card with name, age, club, occasion, and age of receiver on the box.
- One gift using NO container. Decorate the actual gift to create a centerpiece gift. (Example: baby shower basket of toiletries; housewarming "maid" of cleaning supplies). Attach card with name, age, club, occasion, and age of receiver on the box.
- Wrap one gift or container (shaped other than square, rectangle or cylinder). Shapes used, for example, may be a heart, an octagon, a circle or a diamond. Attach card with name, age, club, occasion, and age of receiver on the box.

Senior (Grades 8 -12)

Choose one of the following options:

Option 1

Wrap two packages according to the following directions:

- * Wrap one package with the top and bottom wrapped separately so that the judge may open it. The box must contain a liner, like tissue paper. This package will be judged on inside appearance and on the outside wrapping. Attach card with name, age, club, occasion, and age of receiver on the box **AND...**
- * Wrap the other package in any chosen shape, other than a square, rectangle or cylinder. Judging emphasis will be on creativity. Bows are not needed if they do not go with your design. Attach a card with name, age, club, occasion, and age of receiver on box.

Option 2

Two wrapped packages using any material, other than paper and other than bows. Judging emphasis will be on originality and creativity. Tape a card with name, age, club, occasion, and age of receiver on the package.

Option 3

Wrap two different packages according to the following directions:

- * One package gift-wrapped prepared to be shipped/ mailed. On an index card, include three (3) postal regulations which affect your shipping material selection. Attach a card with your name, age, and club to the back of the package. Judging emphasis will be on knowledge of current postal regulations and suitability of wrapping/decoration **AND...**
- * Wrap a series of not more than three (3) containers in a tiered effect wrapped as one complete package. (These should not be wrapped for shipping/ mailing.) Attach a card with name, age, club, occasion, and age of receiver on package

H.E.L.P.

Not a State Fair Project

GREEN RECORD BOOK COMPLETION REQUIREMENT:

- Complete a Shelby County Record Sheet.

Youth participating in the H.E.L.P. project will learn how to become an active member in the community by taking a stand against hunger. By participating in this project youth will gain the knowledge, skills, and experience to make a difference not only in their own life, but in the lives of others. This project may be done as a family. All 4-H members in the family will receive credit and a ribbon for the project. One premium will be paid per family. A Champion and Reserve Champion ribbon may be awarded.

Exhibit:

- Volunteer at a local food pantry, community diner, or participate in a food drive. You can also host a food drive and donate goods to a food pantry of your choice. Exhibit a poster focusing on one thing you learned from your take-action project that will help fight hunger in your community.
- Build an at-home garden full of fresh fruits and vegetables for your house or for someone you know in the community that doesn't have quick access to fruits or vegetables. Exhibit a poster with pictures of your garden, the steps required to sop for, build, plant, and take care of your garden.
- A poster describing what a food desert is, what it means to live in one, how it can affect people and what we can do to help
- A pamphlet to be distributed with instructions on how to shop for, build, plant and take care of a garden at home.
- A poster on your research surrounding food insecurities in your area. Include what it means to be food insecure, resources that are available to those people, how to help, and possible solutions to end food insecurity.
- Poster or model describing your take-action community service project (approved by the Purdue Extension office) to help battle hunger near you.
- Implement a composting system in the community or at your home. Poster describing your composting project (pictures, location, materials, why it is useful and how it helped with food waste or hunger).
- A pamphlet that can be handed out or put in a local store/school that describes the pros and cons of composting, how to build a composting container, and what to do with your compost.
- A composting model (12" x 12" x 12) or poster that would educate the public.
- A poster that presents any other project which receives approval from the Purdue Extension Office.

HEALTH

State Fair Entries: One per level (3)

GREEN RECORD BOOK COMPLETION REQUIREMENT:

- Complete a Shelby County Record Sheet.

EXHIBIT GUIDELINES:

- See Poster, Notebook and Display Board Guidelines on Page 74 of the Shelby County Handbook.

Beginner (Grades 3, 4 & 5 suggested)

Manual: First Aid in Action

Create an educational poster, notebook or display about any manual activity or on any health topic of choice that is age/grade appropriate. Another option is to create a family first aid kit, emergency kit, an emergency kit to take on a hiking, biking, skiing or similar trip, or another similar kit.

Intermediate (Grades 6, 7 & 8 suggested)

Manual: Staying Healthy

Create an educational poster, notebook or display about any manual activity or on any health topic of choice that is age/grade appropriate. Another option is to create a personal nutrition kit to use when doing physical activity like chores, working out at the gym, hiking, biking, skiing or another similar kit

Advanced (Grades 9-12 suggested)

Manual: Keeping Fit

Create an educational poster, notebook or display about any manual activity or on any health topic of choice that is age/grade appropriate. Another option is to create an activity or guide to help yourself or others become more aware of financial wellness, mental health, disease prevention or other similar topic that promotes healthy habits. Youth can also design and complete an independent study activity.

HOME ENVIRONMENT

State Fair Entries: Two per level (6)

GREEN RECORD BOOK COMPLETION REQUIREMENT:

- Complete a Shelby County Record Sheet.

EXHIBIT GUIDELINES:

- Some advanced exhibits are larger than 3' wide by 4' deep. If your exhibit is larger than this, special permission must be obtained from the County Extension Office prior to the County Fair.
- Do not bring valuable articles that could easily be stolen or lost.
- All Exhibitors should inconspicuously label articles that could be easily lost from the project exhibit, such as books, curtain rods, figurines, etc.
- Exhibitors should bring proper size bulbs to be used in lamps.
- Plastic covering on shades to protect them from dust during the fair should bear a note stating that plastic covering will be removed for use at home.

4-H members at each grade level may choose from three possible exhibit categories: a furniture item and notebook, a design board (poster and notebook), or a portfolio (notebook). Level 3 participants will also have a fourth choice: independent study. NOTE: Each level has several options per category from which to choose. We suggest that 4-H members either choose a different option each year or show how they expanded on the same option (portfolio and furniture categories only) used in previous years.

All exhibits must include the Home Environment Exhibit Card, 4-H-1011-D-W.

Categories:

Furniture Item and Notebook - An actual piece of furniture accompanied by a standard notebook (3-ring binder) explaining the who, what, when, where, why, and how of the chosen project. We suggest including pictures showing where the item will be used. Also we encourage 4-H members to include pictures of themselves doing the project, but this is not required. Always place your identification information in the notebook and on the furniture.

Design Board and Notebook - standard 22" x 28" poster, displayed horizontally with firm backing. Design board must be covered with plastic to protect and help hold items in place. An identification name tag must be attached in the lower right corner. The notebook is to help explain the who, what, when, where, why, and how of the chosen design. This can be a "before and after project" or "plan in the future" project.

Portfolio - standard notebook (3-ring binder). If 4-H members choose to do this option more than one year, we suggest that they keep the previous year's materials in the notebook. Place materials for the current year in the front, with the previous year's materials clearly marked or labeled at the back. Always place your identification information in the notebook.

Beginner (Grades 3-5 suggested)

Manual: Home Environment: Color, Texture, Line and Shape (4-H 1011)

Choose one of the following options:

- Furniture Item and Notebook - create a wall hanging, storage organizer, a set of 3-5 accessory items or something for the home or similar activity
- Design Board Options - color a line drawing from your manual and create three color schemes, color a line drawing from your manual and demonstrate dominant and supportive color, or display a line drawing showing where furniture would be placed in the room or similar activity.
- Portfolio - Collect different color schemes, magazines showing different furniture designs, or magazines/photographs of formal vs informal balance, dominant and supportive colors, etc. or similar activity.

Intermediate (Grades 6-8 suggested)

Manual: Home Environment Design Decision (University of Nebraska)

Choose one of the following options:

- Furniture Item and Notebook - refinish or repurpose a piece or set of furniture, storage unit, or display a collection of 3-5 similar home accessory items, or similar activity.
- Design Board and Notebook - create a line drawing for a room in your home showing furniture layout, accessory items and fixtures or similar activity.
- Portfolio - display a sample of three different types of wall treatment with explanation of each, three different floor treatments with explanation of each, an energy plan for your home, or similar activity.

Advanced (Grades 9-12 suggested)

Manual: Home Environment: Design Decisions (University of Nebraska)

- Furniture Item and Notebook - refinish or repurpose a piece or set of furniture, storage unit, or display a collection of 3-5 similar home accessory items, or similar activity.
- Design Board and Notebook - display a floor plan for any room of your house or the whole house or apartment, or similar activity.
- Portfolio - display a sample of three different lighting or window treatments with an explanation of each, interview an interior designer and prepare a report, a home energy saving proposal plan, or similar activity.

HORSELESS HORSEMAN

Not a State Fair Project

GREEN RECORD BOOK COMPLETION REQUIREMENT:

- Complete a Shelby County Record Sheet.

EXHIBIT GUIDELINES:

- See Poster Guidelines on Page 74 of the Shelby County Handbook.

Level 1 (Grades 3, 4, & 5)

Exhibit a poster on an activity in the Level 1 Horseless Horseman manual.

Level 2 (Grades 6, 7, & 8)

Exhibit a poster on an activity in the Level 2 Horseless Horseman manual.

Level 3 (Grades 9, 10, 11 & 12)

Exhibit a poster on an activity in the Level 3 Horseless Horseman manual.

INDIANA HERITAGE

Not a State Fair Project

Superintendent: Donna Dennison (work) 317-398-8144 ext 302

GREEN RECORD BOOK COMPLETION REQUIREMENT:

- Complete a Shelby County Record Sheet.

EXHIBIT GUIDELINES:

- See Poster Guidelines on Page 74 of the Shelby County Handbook.
- 4-H members are to exhibit a DIFFERENT poster topic each year.

Level 1 (Grades 3-5)

Exhibit a poster on a topic related to Shelby County.

Level 2 (Grades 6-8)

Exhibit a poster on a topic related to the State of Indiana.

Level 3 (Grades 9-12)

Exhibit a binder/research project on a topic related to Shelby County or the State of Indiana.

JUNIOR LEADERS

RECORD BOOK COMPLETION REQUIREMENT:

- Junior Leader Record Books are due in the County Extension Office by Thursday, June 20, 2024 at 4:00 p.m. Closed judging. No premium money.

Requirements to become a Junior Leader:

1. Must be at least Grade 7,
2. Enroll in 4-H each year and sign up for the Junior Leader project.
3. Complete the project requirements outlined in the 4-H Junior Leader Record Book.

To complete the project and be recognized:

MUST COMPLETE 1 - 5

1. Turn in the completed 4-H Junior Leader Record Book (REQUIRED) by Thursday June 20, 2024 at 4:00 p.m.
2. Work at least one event by the last day of the county fair. Mini 4-H camp or workshops, mini 4-H judging at the fair, 4-H promotion in the schools, serve as a judge's assistant at the fair, etc.
3. Complete 3 hours of community service related to 4-H (examples include: National Guard Holiday Party, creating cards for various events, unloading flowers from advisory council fundraiser, stuffing Farm & Home Safety Day packets).
4. Work a minimum of 3 hours at the Junior Leader concession stand during the fair.
5. A minimum amount, TBD, will be required of the Junior Leader to sell in a Junior Leader Fundraiser.

To be eligible for the achievement trip, a member MUST complete # 1-5 AND attend a minimum of 5 Junior Leader Meetings (August-June).

If requirements are not met: you will have to discuss why the requirements are not met with the Junior Leader Advisors.

JUNIOR LEADER AWARDS

Top two (2) Outstanding First Year Junior Leaders and Top two (2) Outstanding Junior Leaders (Division II and Up).

2023 Outstanding Junior Leaders

Abby Bridges
Hannah Bridges

SHELBY COUNTY 4-H JUNIOR LEADERS 2024 Officers

President
Vice President
Secretary
Treasurer
Social Media
Recreation

Abby Bridges
Jackson Bentz
Isabella Stagnolia
Maryn Sprinkle
Pipar Hodge
Brady Miller

Junior Leader Representatives to Advisory Council

Abby Bridges
Hannah Bridges
Maryn Sprinkle
Isabella Stagnolia

2024 JUNIOR LEADER SCHEDULE

January 17, 2024	Extension Office	6:30 pm
February 14, 2024	Extension Office	6:30 pm
March 13, 2024	Extension Office	6:30 pm
April 17, 2024	Extension Office	6:30 pm
May 15, 2024	Extension Office	6:30 pm

SHELBY COUNTY FAIR June 10-15, 2024

July—August

Achievement Trip
(Junior Leader Records
MUST be turned in before
4:00 pm on June 20th, 2024)

INDIANA STATE FAIR August 2 - 18, 2024 (closed Mondays)

September 18, 2024	Extension Office	6:30 pm
October 2024	Fall Party	
November 13, 2024	Extension Office	6:30 pm
December 2024	Holiday Outing	

LLAMA/ALPACA FIBER CRAFT

State Fair Entries: 1 per level (3)

GREEN RECORD BOOK COMPLETION REQUIREMENT:

- Complete a Shelby County Record Sheet.
- Youth may exhibit any art or craft using llama or alpaca fiber made (can be a blend).
- Exhibitors should be considerate of space. Exhibits too large to safely move or requiring lots of space should be exhibited using photographs and a description of work in a notebook.
- Must include a 4-H Craft Information Card 4-H 618A
- If multiple pieces make up the exhibit, a photograph of the complete exhibit should be attached to the exhibit so the total exhibit can properly be displayed. For safety purposes any craft exhibit that resembles a sword, knife, or look-a-like weapon will be judged but will not be displayed

Judges evaluating exhibits should recognize individual differences and creativity, therefore using information in this document as a guide rather than a requirement.

Beginner (Grades 3-5 suggested)

Create and exhibit one age/grade appropriate artwork.

Intermediate (Grades 6-8 suggested)

Create and exhibit one age/grade appropriate artwork

Senior (Grades 9-12 suggested)

Create and exhibit one age/grade appropriate artwork.

LLAMA/ALPACA FLEECE

Not a State Fair Project

GREEN RECORD BOOK COMPLETION REQUIREMENT: Complete a Shelby County Record Sheet.

Exhibit will consist of a full blanket llama/alpaca fleece, with or without rump and/or shoulder sections, sheared within one year from a llama or alpaca. Fleece should be skirted and displayed in a plain cardboard box. Member must have done all off-animal fleece preparation. Fleece may be divided by fiber type if number of entries warrants.

LLAMA/ALPACA POSTER

State Fair Entries: 1 per level (3)

GREEN RECORD BOOK COMPLETION REQUIREMENT: Complete a Shelby County Record Sheet.

EXHIBIT GUIDELINES:

- See Poster Guidelines on Page 74 of the Shelby County Handbook
- Note: In Shelby County you are not required to be enrolled in the Llama project to exhibit a Llama poster.

Judges evaluating exhibits should recognize individual differences and creativity, therefore using information in this document as a guide rather than a requirement.

Beginner (Grades 3-5 suggested)

Create an educational poster, notebook or display about any manual activity or on any specie related topic of choice that is age/grade appropriate. Owning or possession an animal is not required.

Intermediate (Grades 6-8 suggested)

Create an educational poster, notebook or display about any manual activity or on any specie related topic of choice that is age/grade appropriate. Owning or possession an animal is not required.

Advanced (Grades 9-12 suggested)

Create an educational poster, notebook or display about any manual activity or on any specie related topic of choice that is age/grade appropriate. Owning or possession an animal is not required.

MICROWAVE COOKING

Not a State Fair Project

RECORD BOOK COMPLETION REQUIREMENT:

- Complete a Shelby County Record Sheet.

EXHIBIT GUIDELINES:

- It is required to have the recipe on a 5" x 8" card with each Microwave Exhibit. Be sure your recipe source as well as your name, Division number, and recipe name are on the card. A box mix is acceptable.
- Your exhibit should be covered with plastic wrap or placed in a plastic zip-locked bag. Attach your label and recipe card to this plastic.
- Because this project deals with food, it is imperative that good food safety practices are observed. This means all exhibits must be non-perishable. Non-perishable foods are those which are safe to eat at room temperature. Food items which you would store in the refrigerator at home would not be an appropriate exhibit at the fair. For baked product competitions: fillings, frosting, glazing, pie filling and meringue whether uncooked or cooked are not permitted to contain cream cheese, whipped cream, unpasteurized milk or uncooked eggs/egg cooked to 160° F may be used). These require refrigeration.
- The judge may choose not to taste an exhibit if it contains any perishable items. If this happens, the project will not be judged and will receive a green participation ribbon.
- For tips on labeling and how to prepare products for display, see information at beginning of "Foods" project section.

<u>Level A</u>	<u>Level B</u>	<u>Level C</u>	<u>Level D</u>
(Grades 3 & 4)	(Grades 5 & 6)	(Grades 7, 8, & 9)	(Grades 10 and up)
Exhibit the following:	Exhibit the following:	Exhibit the following:	Exhibit the following:
Grade 3 - Microwave Snack	Grade 5 - Six (6) Bar Cookies or Brownies	Grade 7 - Fruit Crisp	Grade 10 - Double layer or bundt cake
Grade 4 - Six (6) Pieces Fudge	Grade 6 - Upside down cake	Grade 8 - Coffee Cake	Grade 11 - Pie
		Grade 9 - Six (6) Pieces of Candy	Grade 12 - Jam or Jelly

PHOTOGRAPHY

State Fair Entries:	Beginner	2 entries
	Intermediate	3 entries
	Advanced	3 entries

(Being a category winner may not be an automatic State Fair entry. The judge(s) will choose the best from each division.)

GREEN RECORD BOOK COMPLETION REQUIREMENT:

- Complete a Shelby County Record Sheet.

EXHIBIT GUIDELINES:

- See Poster Guidelines on [Page 74](#) of the Shelby County Handbook.
- All images are to be original images taken by the 4-H member during the current program year. Captions are not recommended.
- Print board exhibits are to include 10 photos mounted on a poster as per poster guidelines, each no larger than 5" x 7". **Number each print 1 - 10.** Prints may be a mix of digital and/or standard development. Create a title of choice for the print board exhibit. Space should be left in the lower right hand corner to place an exhibit tag provided by Purdue Extension staff.
- Place exhibit tag provided by Purdue Extension staff in the lower right hand corner on poster boards and salon prints.
- Salon prints are to be no larger than 11" x 14", mounted on a standard 16" x 20" salon mount, and displayed vertically. Salon prints are to be placed in a clear plastic sleeve and captions are not recommended. Space should be left in the lower right hand corner to place an exhibit tag provided by Purdue Extension staff
- Images may be taken with a film camera, digital camera, cell phone, or other electronic device. Altering of images by any other means besides the device it was taken with is to be entered in the creative/experimental category. Creative/experimental exhibits must include the original photo on the back side of the board, a description of how the image as altered, and equipment/software used to alter the image.
- Editing photos such as cropping, color adjustment, and other enhancements are considered to be part of the normal photography educational learning process and are permissible. So judges can better evaluate a photography exhibit, the 4-H member is asked to attach to the back of their salon or print board exhibit the make and model of the camera used and a description of any editing
- A photo that has been modified to change the original intent, meaning or story captured should be entered in the creative or experimental class. Photos exhibited as creative or experimental are to attach to the back of their exhibit the make and model of camera used, software or other tools used to change the photo, and a description of how the photo was changed and copy of the original photo before editing.
- Sepia tone photographs (mono chromatic) are entered under the Black and White classes.
- Judges evaluating exhibits should recognize individual differences and creativity, therefore using information in this document as a guide rather than a requirement.

Beginner (Grades 3, 4 & 5 suggested)

Choose one or more of the following:

- Black and White Print Board
- Color Print Board
- Black and White Salon Print
- Color Salon Print
- Creative/Experimental Salon Print

Intermediate (Grades 6, 7 & 8 suggested)

Choose one or more of the following:

- Black & White Print Board
- Color Print Board
- Black and White Salon Print
- Color Salon Print
- Creative/Experimental Salon Print

Advanced (Grades 9 –12 suggested)

Choose one or more of the following:

- Black & White Print Board
- Color Print Board
- Black and White Salon Print
- Color Salon Print
- Creative/Experimental Salon Print

POULTRY POSTER

State Fair Entries: 1 from each level (3)

GREEN RECORD BOOK COMPLETION REQUIREMENT:

- Complete a Shelby County Record Sheet.

EXHIBIT GUIDELINES:

- See Poster, Notebook & Display Guidelines on Page 74 of the Shelby County Handbook
- Note: In Shelby County you are not required to be enrolled in the Poultry project to exhibit a Poultry Poster.

Judges evaluating exhibits should recognize individual differences and creativity, therefore using information in this document as a guide rather than a requirement.

Beginner-*(Grades 3-5 suggested)*

Create an educational poster, notebook or display about any manual activity or on any specie related topic of choice that is age/grade appropriate. Owning or possession an animal is not required.

Intermediate *(Grades 6-8 suggested)*

Create an educational poster, notebook or display about any manual activity or on any specie related topic are not required to be enrolled of choice that is age/grade appropriate. Owning or possession an animal is not required.

Advanced *(Grades 9 -12 suggested)*

Create an educational poster, notebook or display about any manual activity or on any specie related topic of choice that is age/grade appropriate. Owning or possession an animal is not required.

RABBIT POSTER

State Fair Entries: 1 per Level (3)

GREEN RECORD BOOK COMPLETION REQUIREMENT:

- Complete a Shelby County Record Sheet.

EXHIBIT GUIDELINES:

- See Poster, Notebook & Display Guidelines on Page 74 of the Shelby County Handbook Note: In Shelby County you are not required to be enrolled in the Rabbit project to exhibit a Rabbit Poster.

Judges evaluating exhibits should recognize individual differences and creativity, therefore using information in this document as a guide rather than a requirement.

Beginner-(Grades 3-5 suggested)

Create an educational poster, notebook or display about any manual activity or on any specie related topic of choice that is age/grade appropriate. Owning or possession an animal is not required.

Intermediate (Grades 6-8 suggested)

Create an educational poster, notebook or display about any manual activity or on any specie related topic of choice that is age/grade appropriate. Owning or possession an animal is not required.

Advanced (Grades 9 -12 suggested)

Create an educational poster, notebook or display about any manual activity or on any specie related topic of choice that is age/grade appropriate. Owning or possession an animal is not required.

READING

Not a State Fair Project

Green Record Book Completion Requirement:

- Complete a Shelby County Record Sheet

Exhibit Guidelines:

The participant will read and report on four books. You may select a book of your choice.

The books must be at your grade level or higher.

Books must have been read within the last year (after the check-in date for the previous Shelby County Fair).

A brief report on each book is to be completed. Report forms are provided with the project booklets. Reports may be handwritten or typed. There will be no penalty for your choice.

Exhibit:

Beginners – Grades 3-5

In this division you will exhibit 4 book reports placed in a binder. You will be required to have 1 picture (pertaining to some portion of the book) per report.

Intermediate – Grades 6-8

In this division you will exhibit 4 book reports placed in a binder. You will be required to have 1 picture (pertaining to some portion of the book) per report.

Advanced – Grades 9-12

In this division you will exhibit 4 book summaries placed in a binder. Pictures are optional at this level.

RECYCLING

Not a State Fair Project

GREEN RECORD BOOK COMPLETION REQUIREMENT:

Completed Recycling Record Sheet

EXHIBIT GUIDELINES:

- Take an object that is not new and remake it into something useful. (Other than what it was originally used for - must use at least 65% reused items for project).
- On a separate card list name, division, project category, name of project created; and list of items that were reused in the project and list if any new items used.
- Age categories for judging will be Clover (Grades 3 & 4), Junior (Grades 5, 6, & 7), and Senior (Grades 8, 9, 10, 11 & 12).

Exhibit:

Exhibit one finished item from the categories below. Before & after photos requested but not required.

Category A - Items made from previously used bottles or cans or from furniture or used wood giving it a new use.

Category B - Items made from some type of fabric (clothing, old sheets, bedspreads, etc) or from old mechanical or metal parts.

Category C - Items made from any reused material into an item not in the other categories or a combination of Categories A & B

Category D - Educational notebook on a personal recycling experience (ex. Describing a community project)

Category E - Environmental friendly project showing improvement of ecology, economy, convenience and "quality of life" (ex. Composting and making paper)

Exhibits should not take up a space on the floor or a table larger than a card table. If your project will be larger than space allows in the building you can still bring the project in for judging and you will need to bring a photo of the project for display.

ROBOTICS

Not a State Fair Project

GREEN RECORD BOOK COMPLETION REQUIREMENT:

- Complete a Shelby County Record Sheet.

EXHIBIT GUIDELINES:

- Materials for the project are to be household items. Do not purchase expensive supplies for your project.
- Judging will be based on effective function, originality and design.
- Judging will be: Level 1-Grades 3-5, Level 2-Grades 6-8, Level 3-Grades 9-12

LEVEL 1

Grade 3

Marshmallow Catapult

- Plan and design a swinging arm trebuchet-style catapult to launch marshmallows
- The arm of the catapult must be adjustable (moveable pivot point)
- Use at least 5 different types of materials or parts
- Use weights and gravity as the power source
- Launch a marshmallow

Grade 4

Arm Your Robot

- Build an arm for your robot
- Use levers
- It must be able to pick up a weight
- Must move in 2 of the 3 coordinate directions
- Use air power to move your arm on the robot

Grade 5

One for the Gripper

- Build a gripper from parts and fasteners
- Gripper must be powered by a syringe so they can pick up a small item
- Power your gripper with a syringe
- Gripper must be able to grab a single item (your choice) - include the item in the display

LEVEL 2

Grade 6

Rolling Along

- Plan and design a vehicle to maximize its ability to coast, based on considering the effects of friction. You will also consider constraints of capacity, efficiency, and complexity in design.
- Design a vehicle that will roll freely down a ramp and will travel (coast) a long distance
- It must be able to hold a box of paper clips
- It must contain at least five different types of parts

Grade 7

Can Can Robot

- This project allows you to build a robot by the use of electrical power
- Create a robot that draws
- This project can be a culmination of previously learned skills to create this robot
- Robot must make the use of electric-motor operation

Grade 8

Get it in Gear

- Build a rover that runs on gears and is able to climb a ramp
- The vehicle must be powered by a motor and battery
- The vehicle must use a drive train of gears
- The vehicle must go slow

LEVEL 3

Grade 9

Circuit Training

- Build a double pole throw switch to change the circuit's polarity
- Demonstrate the working switches on a robot you have created. This will display how your robot will be used

Grade 10

Come to Your Senses

- Plan and design a robot around a wire diagram that will follow a wall

Grade 11

It's Logical

- Build one of the following circuit boards: resistance, capacitance, current control, variable resistance, logic
- Create a robot using one of these circuit boards

Grade 12

Build Your Robot

- Plan and design a robot
- Building sets and homemade robots are allowed
- The product to be displayed will be a working robot that can perform a specific task
- The robot must have a practical function and utilize techniques from the junk drawer robotics curriculum
- Robot will be judged on appearance, complexity and function

SCRAPBOOK

Not a State Fair Project

GREEN RECORD BOOK COMPLETION REQUIREMENT:

- Complete a Shelby County Record Sheet.

EXHIBIT GUIDELINES:

- Each scrapbook album will have a front and back cover with pages firmly attached between the covers.
- You should use acid-free, lignin-free, buffered scrapbook pages.
- Each scrapbook album will have 10 pages completed for judging.
- Photos and memorabilia must be included in each scrapbook, but not necessarily on each page.
- The scrapbook album must demonstrate a good sense of the entire project and what it means to preserve our memories.
- Keep in mind proper placement of your photos—you are telling a story, so use chronology (putting things in order of occurrence), or themes to organize your album

Clover (Grades 3-4)

Manual: Shelby Co. Scrapbook Manual

Include the following:

- Labeling of photos and memorabilia with names, dates places, etc.

Junior (Grades 5-7)

Manual: Shelby Co. Scrapbook Manual

Include the following:

- Clover requirements
- Capturing your memories with captions or words recording the happenings of the photos and memorabilia.

Senior (Grades 8-12)

Manual: Shelby Co. Scrapbook Manual

Include the following:

- Clover and Junior requirements
- Storytelling - writing your thoughts and feelings and telling a complete story or memory on each page. (Not every photo has a complete story, choose the ones deserving when you are thinking of your page designs. Label or caption the others on the page.)

SEWING CONSTRUCTION

Superintendent/Leader: Carol Lee - 317-443-3275

State Fair Entries: One per grade level - Non-Wearable

One per grade level Juniors , One per category - Seniors - Wearable

GREEN RECORD BOOK COMPLETION REQUIREMENT:

- Complete a Shelby County Record Sheet.

EXHIBIT GUIDELINES:

- An outfit is a garment or garments that, when put together, make a complete look - such as a one- or two-piece dress, or one- or two-piece pant suit, or a three-piece combination, such as pants, vest, and blouse or shirt.
- Within each level, a 4-H member may exhibit a Wearable and/or a Non-Wearable
- Senior Division may exhibit in any or all of the Wearable categories
- Include Sewing Project Exhibit Card

Judges evaluating exhibits should recognize individual differences and creativity, therefore using information in this document as a guide rather than a requirement.

• LABELING

- * Pin label (supplied by County Extension Office) to left front shoulder of garment before you bring exhibit to Fair. If more than one piece in the outfit, fasten label to each piece.
- * For skirts and pants, pin label to waistband on outside of left front.
- * If at all possible, bring garments on wire hangers, not packed in boxes.
- Costumes worn in the 4-H State Fashion Revue cannot be exhibited in any other 4-H Exhibit section.

NON-WEARABLE

Grade 3

Exhibit: Create one non-wearable sewn item demonstrating at least 2 skills from sewing Skills and Techniques, 4-H-925C-W (listed below)

Skills: Insert elastic or drawstring, Sew and trim a crotch curve, Machine topstitch hems, Use a simple seam finish, Stitch in the ditch

Grade 4

Exhibit: Create one non-wearable sewn item, or set of items, demonstrating at least 2 skills from Sewing Skills and Techniques, 4-H-925C-W (listed below), in addition to those learned in the prior grade

Skills: Use interfacing, Staystitch and understitch, Apply a facing or binding, Stitch curved seams, Trim and grade seams, Work with fiberfill, Machine topstitch hems
Seam finishes are recommended on all exposed seams.

Grade 5

Exhibit: Create one non-wearable sewn item, or set of items, demonstrating at least 3 skills from Sewing Skills and Techniques, 4-H-926C-W (listed below), in addition to those learned in prior grades

Skills: Match fabric design, Gather fabric, Insert zipper, Use a drawstring, Hand-stitch a hem, Sew a simple sleeve, Apply purchased trim or ribbons, Sew patch or inseam pockets, Use a simple lining, Do a machine blind hem, Apply machine topstitching, Do a machine topstitched hem, Sew with knit, Insert elastic, Apply facings, Sew buttons, Apply binding, Use batting

Seam finishes are recommended on all exposed seams (except knits). Interfacing, understitching and trimming should be used when appropriate.

Grade 6

Exhibit: Create one non-wearable sewn item, or set of items, demonstrating at least 4 skills from Sewing Skills and Techniques, 4-H-926D-W, in addition to those learned in prior grades

Skills: Make darts, Set in sleeves, Insert a lapped zipper, Hand-stitch a hem, Make buttonholes, Sew patch pockets, Apply bindings, Do a machine topstitched hem, Sew facings, Apply ribbings, Sew a simple collar, Do a machine blind hem, Sew tucks or pleats, Sew ruffles, Hand sew buttons, Apply trim, Sew a simple lining, Sew with knit, Match fabric design, Use fiber fill, Apply machine appliqué, Insert piping, Apply machine topstitching, Construct with a serger, Sew inseam pockets

Seam finishes are recommended on all exposed seams (except knits). Interfacing, understitching and trimming should be used when appropriate.

Grade 7

Exhibit:

Create one non-wearable sewn item, or set of items, demonstrating at least 5 skills from Sewing Skills and Techniques, 4-H-927C-W (listed below), in addition to those learned in prior grades

Skills: Make darts, Set in Sleeves, Sew facing, Apply ribbing, Apply a collar, Sew on buttons, Use doll joints, Apply inseam pockets, Apply front hip pockets, Match fabric design, Apply trims, Apply machine or hand appliqué, Apply machine topstitching, Insert a lapped zipper, Insert an invisible zipper, Insert a separating zipper, Insert a fly front zipper, Do machine quilting, Do a hand-stitched hem, Do a machine topstitched hem, Do a machine blind hem, Attach cuffs, Apply binding, Sew lining, Apply ruffles, Insert piping, Make buttonholes, Use fiber fill, Apply patch pockets, Use a twin needle, Apply tucks/pleats, Construct with a serger, Apply machine embroidery

Seam finishes are recommended on all exposed seams (except knits). Interfacing, understitching and trimming should be used when appropriate.

Grades 8, 9, 10, 11 and 12

Exhibit: Create one non-wearable sewn item, or set of items, demonstrating at least 6 skills from Sewing Skills and Techniques, 4-H-928C-W (listed below), in addition to those learned in prior grades.

Skills: Make darts, Make tucks, Add lining, Add facings, Add plackets, Add lapels, Make Sleeves, Add gathers, Apply trim, Apply ribbing, Add a drawstring, Use shaped seams, Use fiberfill and/or batting, Add a waistband, Add patch pockets, Add front hip pockets, Match fabric design, Make shoulder pads, Apply machine embroidery, Coordination of fabric for quilted item, Do machine or hand quilting, Apply machine or hand appliqué, Apply machine topstitching, Insert an invisible zipper, Insert a separating zipper, Insert a fly front zipper, Insert a lapped zipper, Insert a hand picked zipper, Do a machine topstitched hem, Do a machine blind hem, Attach cuffs, Make pleats, Insert elastic, Add boning, Apply a collar, Insert piping, Make a neckband, Add vents, Sew buttons, Add underlining, Add ruffles, Sew with knit, Make button loops, Do hand beading, Add inseam pockets, Add welt pockets, Use twin needle, Create bound edges, Hand/machine beading, Make a reversable item, Do a hand-stitched hem, Make self-covered buttons, Use specialty threads, Make self-enclosed seams, Sew with difficult fabric, Construct with a serger, Make machine buttonholes, Make bound buttonholes, Piece quilted item, Other skills not listed above

Seam finishes are recommended on all exposed seams (except knits). Interfacing, understitching and trimming should be used when appropriate.

WEARABLE

Juniors

Grade 3

Exhibit:

Create one clothing article to be worn by the 4-H member or another person demonstrating at least 2 skills from Sewing Skills and Techniques, 4-H-925-SC-W (listed below)

Skills: Insert elastic or drawstring, Sew and trim a crotch curve, Machine topstitch hems, Use a simple seam finish, Stitch in the ditch

Grade 4

Exhibit:

Create one clothing article to be worn by the 4-H member or another person demonstrating at least 2 skills from Sewing Skills and Techniques, 4-H-925-C-W (listed above), in addition to those learned in the prior grade.

Skills: Use interfacing, Staystitch and understitch, Apply a facing or binding, Stitch curved seams, Trim and grade seams, Work with fiberfill, Machine topstitch hems
Seam finishes are recommended on all exposed seams.

Grade 5

Exhibit:

Create one clothing article or a simple two piece outfit to be worn by the 4-H member or another person demonstrating at least 3 skills from Sewing Skills and Techniques, 4-H-926C-W (listed below). in addition to those learned in prior grades.

Skills: Match fabric design, Gather fabric, Insert zipper, Use a drawstring, Hand-stitch a hem, Sew a simple sleeve, Apply purchased trim or ribbons, Sew patch or inseam pockets, Use a simple lining, Do a machine blind hem, Apply machine topstitching, Do a machine topstitched hem, Sew with knit, Insert elastic, Apply facings, Sew buttons, Apply binding, Use batting
Seam finishes are recommended on all exposed seams (except knits). Interfacing, understitching and trimming should be used when appropriate.

Grade 6

Exhibit:

Create two garments that can be worn together to be worn by the 4-H member or another person demonstrating at least 4 skills from Sewing Skills and Techniques, 4-H-926D-W (listed below), in addition to those learned in prior grades

Skills: Make darts, Set in sleeves, Insert a lapped zipper, Hand-stitch a hem, Make buttonholes, Sew patch pockets, Apply bindings, Do a machine topstitched hem, Sew facings, Apply ribbings, Sew a simple collar, Do a machine blind hem, Sew tucks or pleats, Sew ruffles, Hand sew buttons, Apply trim, Sew a simple lining, Sew with knit, Match fabric design, Use fiber fill, Apply machine appliqué, Insert piping, Apply machine topstitching, Construct with a serger, Sew inseam pockets

Seam finishes are recommended on all exposed seams (except knits). Interfacing, understitching and trimming should be used when appropriate.

Grade 7

Exhibit:

Create an outfit that can be worn by the 4-H member or another person demonstrating at least 5 skills from Sewing Skills and Techniques 4-H-927C-W (listed below), in addition to those learned in prior grades.

Skills: Make darts, Set in Sleeves, Sew facing, Apply ribbing, Apply a collar, Sew on buttons, Use doll joints, Apply inseam pockets, Apply front hip pockets, Match fabric design, Apply trims, Apply machine or hand appliqué, Apply machine topstitching, Insert a lapped zipper, Insert an invisible zipper, Insert a separating zipper, Insert a fly front zipper, Do machine quilting, Do a hand-stitched hem, Do a machine topstitched hem, Do a machine blind hem, Attach cuffs, Apply binding, Sew lining, Apply ruffles, Insert piping, Make buttonholes, Use fiber fill, Apply patch pockets, Use a twin needle, Apply tucks/pleats, Construct with a serger, Apply machine embroidery

Seam finishes are recommended on all exposed seams (except knits). Interfacing, understitching and trimming should be used when appropriate.

SENIORS (Grades 8-12 suggested)

Exhibit:

Youth may enter an exhibit in one or more categories. Create an outfit from one of the categories defined below that can be worn by the exhibitor or another person demonstrating at least 6 skills from Sewing Skills and Techniques, 4-H 927C-W (listed below) in addition to those learned in prior grades.

Skills: Make darts, Make tucks, Add lining, Add facings, Add plackets, Add lapels, Make Sleeves, Add gathers, Apply trim, Apply ribbing, Add a drawstring, Use shaped seams, Use fiberfill and/or batting, Add a waistband, Add patch pockets, Add front hip pockets, Match fabric design, Make shoulder pads, Apply machine embroidery, Coordination of fabric for quilted item, Do machine or hand quilting, Apply machine or hand appliqué, Apply machine topstitching, Insert an invisible zipper, Insert a separating zipper, Insert a fly front zipper, Insert a lapped zipper, Insert a hand picked zipper, Do a machine topstitched hem, Do a machine blind hem, Attach cuffs, Make pleats, Insert elastic, Add boning, Apply a collar, Insert piping, Make a neckband, Add vents, Sew buttons, Add underlining, Add ruffles, Sew with knit, Make button loops, Do hand beading, Add inseam pockets, Add welt pockets, Use twin needle, Create bound edges, Hand/machine beading, Make a reversible item, Do a hand-stitched hem, Make self-covered buttons, Use specialty threads, Make self-enclosed seams, Sew with difficult fabric, Construct with a serger, Make machine buttonholes, Make bound buttonholes, Piece quilted item, Other skills not listed above

Seam finishes are recommended on all exposed seams (except knits). Interfacing, understitching and trimming should be used when appropriate.

Categories:

Informal or Casual Wear: A complete outfit of one or two pieces suitable for school, weekend, or casual, informal activities. In this category, a complete outfit is defined as a garment or garments that when put together make a complete look—such as one or two piece dress, or one or two piece pant suit, or a three piece combination, such as pants, vest, blouse or shirt.

Dress Up: This is suitable for special, church, or social occasions that are not considered to be formal. It may be an outfit of one or more pieces with or without its own costume coat or jacket (lined or unlined). This is not an outfit that would be worn to school, weekend, or casual, informal activities.

Free Choice: A complete outfit comprised of garments that do not fit in the other classifications. A complete outfit is defined as a garment or garments that when put together make a complete

look such as one or two piece dress, or one or two piece pant suit, or a three piece combination, such as pants, vest, and blouse or shirt. Individual garment examples include: tennis wear, swim wear, athletic or sportswear, lounge wear, riding habits, historic, dance, theatrical, or international costumes, capes, and unlined coats.

Suit or Coat: The suit consists of two pieces including a skirt or pants and its own lined jacket. It is not a dress with jacket as in "dress up wear". The coat is a separate lined coat . It will be judged separately as a coat with its own accessories.

Separates: Consists of three garments that must be worn as a coordinated complete outfit. In this category, a complete outfit is defined as a garment or garments that when put together make a complete look - a three piece combination, such as pants, vest, and blouse or shirt. Each piece should be versatile enough to be worn with other garments.

Formal Wear: This outfit may be one or more pieces suitable for any formal occasion, such as proms, weddings, and formal evening functions.

SEWING CONSTRUCTION *Fashion Revue*

Superintendent: Carol Lee—317-443-3275, Erin Needham—317-512-1871

State Fair Entries: Sewing Construction Senior Categories (Grades 8-12) - 6 participants (maximum of (2) per category) On the county level, if there are no entries in a category, counties may send a second participant to the State Fashion Revue from another category. An exhibitor may participate in only one senior fashion revue category at state fair

Public Fashion Revue Show: Wednesday, June 5, 2024, at 7:00 p.m. - Lewis Creek Baptist Church

EXHIBIT GUIDELINES:

- A 4-H'er has the option of participating in Fashion Revue categories for "Sewing Construction," "Consumer Clothing," and/or "Sewing For Fun" in one year.
- Garments modeled must have been made by participants since the previous year's county fair. The item modeled must be a wearable item. No non-wearables will be allowed to enter Fashion Revue.
- The garment modeled for Sewing Construction Fashion Revue must be made and modeled by the same person.
- State Fair categories - Open to 4-H members enrolled in Sewing Senior Category, Wearables and who are in Grade 8 and above. See Advanced Sewing Wearable Exhibit Categories for exhibit guidelines.
- A 4-H member modeling in State Fair categories at County level may enter any or all categories, but each Exhibitor is limited to one 4-H Sewing Fashion Revue Classification at State Fair.
- Outfits to be worn in the State 4-H Fashion Revue cannot be exhibited in any other 4-H exhibit section.[-
- County judging will be held on Wednesday, June 5, 2024.

SEWING FOR FUN

Superintendent: Carol Lee—317-443-3275

Not a State Fair Project

GREEN RECORD BOOK COMPLETION REQUIREMENT:

- Complete a Shelby County Record Sheet.

EXHIBIT GUIDELINES:

- You cannot exhibit the same garment that you exhibit in the 4-H Sewing project nor the same item that you exhibit in the 4-H Arts and Crafts or Home Environment projects.
- Sewing For Fun may exhibit a Wearable and/or a Non-wearable item All: Any sewn item, such as a garment for yourself or someone else, an item for the home, etc. Attach a 3" x 5" card listing fiber content and an explanation of care for the item: wash and dry (water temperature), drip dry, self-service dry clean, or commercial dry clean.
- If you make a garment, you may participate in the "Sewing for Fun" class in the 4-H Fashion Revue. You will be judged and awarded ribbons. No animals will be permitted to participate in Fashion Revue
- Age categories for judging will be Clover (Grades 3 &4), Junior (Grades 5,6, & 7), and Senior (Grades 8, 9, 10, 11 & 12).

SEWING FOR FUN *Fashion Revue*

Superintendent: Carol Lee - 317-443-3275, Erin Needham - 317-512-1871

Not a State Fair Project

Public Fashion Revue Show: Wednesday, June 5, 2024, 7:00 p.m. - Lewis Creek Baptist Church

EXHIBIT GUIDELINES:

- A 4-H'er has the option of participating in Fashion Revue categories for "Sewing Construction", "Consumer Clothing", "Sewing For Fun" and/or "Wearable Art" in one year.
- Garments modeled must have been made by participants since the previous year's county fair. The item modeled must be a wearable item. No non-wearables will be allowed to enter Fashion Revue.
- Item will be modeled by the person it was made for. The 4-H'er who made the item will also be present during judging to answer any questions. No animals will be permitted to participate in Fashion Revue.
- Sewing for Fun Fashion Revue judging will take place with the standard Fashion Revue judging.
- Sewing for Fun Categories will be judged separately from the Clothing Construction categories.
- Handcrafted garments made in the 4-H Crafts Projects may be modeled in 4-H Sewing for Fun Fashion Revue whenever the finished garment(s) meet the requirements of a Fashion Revue classification.
- Judging will be on Wednesday, June 5, 2024

SHOOTING SPORTS Archery, Muzzleloading, Pistol, Rifle, and Shotgun

Superintendent: Bill Claytor - 765-525-9405

Shooting Sports Workshops are scheduled to begin January 13th and meet every other Saturday thru May 18, 2024. New This Year: \$35.00 fee per discipline to help cover ammunition costs.

State Fair Entries: One per Level (3)

GREEN RECORD BOOK COMPLETION REQUIREMENT:

- Complete a Shelby County Record Sheet.

EXHIBIT GUIDELINES:

- **Firearms or ready to shoot bows are not allowed to be exhibited. Unstrung bows are permissible.**
- Live ammunition is not allowed to be exhibited (no powder or primer).
- An arrow with its arrowhead attached must be displayed in a secure case. An arrowhead without the arrow attached must be displayed in a secure case. An arrow may be displayed unsecured if its arrowhead is removed. Modern broadhead arrows are not allowed to be exhibited.
- See Poster Guidelines on Page 74 of the Shelby County Handbook.
- Displays involving firearms or bows may be exhibited as a photographic display on a poster or in a notebook following grade level guidelines.
- Handmade items must include information explaining how the item was made and its intended use. Photos are encouraged.

Judges evaluating exhibits should recognize individual differences and creativity, therefore using information in this document as a guide rather than a requirement.

Beginner

(Grades 3 - 5 suggested)

Exhibit one of the following:

- Create an educational poster, notebook or display about a shooting sports topic of choice that is age/grade appropriate.

Intermediate

(Grades 6 - 8 suggested)

Exhibit one of the following:

- Create an educational poster, notebook or display about a shooting sports topic of choice that is age/grade appropriate. Another option is to create an item to be used when developing shooting sports skills.

Advanced

(Grades 9 - 12 suggested)

Exhibit one of the following:

- Create an educational poster, notebook or display about a shooting sports topic of choice that is age/grade appropriate. Another option is to create an item to be used when developing shooting sports skills. Youth can also design and complete an independent study activity.

SMALL ANIMALS

Not a State Fair Project

GREEN RECORD BOOK COMPLETION REQUIREMENT:

- Complete a Shelby County Record Sheet.

EXHIBIT GUIDELINES:

- Members CANNOT exhibit any animal in Small Animal and also in that specific animal project.
- Include additional information in your notebook each year. Just keep adding to the one you start. Make it nice and neat, this is part of the judging.
- To repeat this poster exhibit, you must select a different poster topic each year. See poster guidelines on page 74.
- Animal must be securely locked in its cage while on the Shelby County Fairgrounds
- The Shelby County 4-H Advisory Council will not be responsible for accidents involving your small animal.
- Small animals will be released after judging.

Level 1 (Grades 3-5)

Manual: Shelby County Small Animals

Exhibit one of the following:

- Your small animal, plus a notebook. Your notebook should contain the following information about your pet.
 - * where you got it,
 - * it's diet,
 - * how long have you had it
 - * a picture of your pet or one similar to it out of a magazine.
- Exhibit an educational poster. Exhibit should demonstrate what was learned and provide viewers with educational information. Examples of topics might be:
 1. Selection of Small Critters
 2. Care of Small Critters
 3. Feeding of Small Critters
 4. Equipment needed for care
 5. Others of your own choosing

Level 2 (Grades 6-8)

Manual: Shelby County Small Animals

Exhibit one of the following:

- Your small animal, plus a notebook. Your notebook should contain the following information about your pet.
 - * information about your pet from the Beginner Level,
 - * experiment with the feeding or living conditions of your pet,
 - * the cost of your pet along with how much it costs to feed daily and any other costs that are involved,
 - * health issues (if yours is not sick, potential health concerns).
 - * a picture of your pet or one similar to it out of a magazine.
- Exhibit an educational poster. Exhibit should demonstrate what was learned and provide viewers with educational information. Examples of topics might be:
 1. Selection of Small Critters
 2. Care of Small Critters
 3. Feeding of Small Critters
 4. Equipment needed for care
 5. Others of your own choosing

NOTE: Proof of vaccination for Rabies is required for exhibiting a ferret.

Level 3 (Grade 9 - 12)

Manual: Shelby County Small Animals

Exhibit one of the following:

- Your small animal, plus a notebook. Your notebook should contain the following information about your pet.
 - * information about your pet from the Beginner and Intermediate Levels,
 - * information about the species including scientific information, natural habitats, related species,
 - * breeding and reproductive information. a picture of your pet or one similar to it out of a magazine.
- Exhibit an educational poster. Exhibit should demonstrate what was learned and provide viewers with educational information. Examples of topics might be:
 1. Selection of Small Critters
 2. Care of Small Critters
 3. Feeding of Small Critters
 4. Equipment needed for care
 5. Others of your own choosing

NOTE: Proof of vaccination for Rabies is required for exhibiting a ferret.

SMALL ENGINE

State Fair Entries: One per Level (3)

GREEN RECORD BOOK COMPLETION REQUIREMENT: Complete a Shelby County Record Sheet.

EXHIBIT GUIDELINES:

- See Poster Guidelines on Page 74 of the Shelby County Handbook.
- The actual small engine may be displayed if mounted on a stable base. For safety reasons, all fluids (fuel and oil) must be removed before taking the exhibit inside a building. A notebook is to accompany the engine display and include details and pictures of what was done to the engine.

Judges evaluating exhibits should recognize individual differences and creativity, therefore using information in this document as a guide rather than a requirement.

Beginner (Grades 3,4 & 5 suggested)

Create an educational poster, notebook or display about any small engine topic of choice that is age/grade appropriate or a rebuilt small engine.

Intermediate (Grades 6,7 & 8 suggested)

Create an educational poster, notebook or display about any small engine topic of choice that is age/grade appropriate or a rebuilt small engine.

Advanced (Grades 9,10, 11 & 12 suggested)

Create an educational poster, notebook or display about any small engine topic of choice that is age/grade appropriate or a rebuilt small engine. Youth can also design and complete an independent study activity.

SOIL AND WATER SCIENCE

State Fair Entries: One per Level (3)

GREEN RECORD BOOK COMPLETION REQUIREMENT:

- Complete a Shelby County Record Sheet.

EXHIBIT GUIDELINES:

- See Poster and Notebook Guidelines on Page 74 of the Shelby County Handbook. Create an exhibit that shows the public what you learned in the soil and water science project this year.
- Choose one of the topics listed below, appropriate for your grade in school. Use an appropriate exhibit title.

Judges evaluating exhibits should recognize individual differences and creativity, therefore using information in this document as a guide rather than a requirement.

Beginner (Grades 3-5 suggested)

Create an educational poster, notebook or display about any manual activity or on any soil and water topic of choice that is age/grade appropriate.

Intermediate (Grades 6-8 suggested)

Create an educational poster, notebook or display about any manual activity or on any soil and water topic of choice that is age/grade appropriate.

Advanced (Grades 9-12 suggested)

Create an educational poster, notebook or display about any manual activity or on any soil and water topic of choice that is age/grade appropriate. Youth can also design and complete an independent study activity.

SPORTFISHING

State Fair Entries: One per Level (3)

GREEN RECORD BOOK COMPLETION REQUIREMENT:

- Complete a Shelby County Record Sheet.

EXHIBIT GUIDELINES:

- See Poster Guidelines on Page 74 of the Shelby County Handbook.

Judges evaluating exhibits should recognize individual differences and creativity, therefore using information in this document as a guide rather than a requirement.

Beginner (Grades 3-5 suggested)

Manual: Sportfishing 1 (BU-7589)

Create an educational poster, notebook or display about a sportfishing topic of choice that is age/grade appropriate.

Intermediate (Grades 6-8 suggested)

Manual: Sportfishing 2 (BU-7599)

Create an educational poster, notebook or display about a sportfishing topic of choice that is age/grade appropriate. Another option is to create an item to be used when developing sportfishing skills.

Advanced (Grade 9 - 12 suggested)

Manual: Sportfishing 3 (BU-7600)

Create an educational poster, notebook or display about a sportfishing topic of choice that is age/grade appropriate. Another option is to create an item to be used when developing sportfishing skills. Youth can also design and complete an independent study activity.

SPORTS

Not a State Fair Project

GREEN RECORD BOOK COMPLETION REQUIREMENT:

- Completed Sports Record Sheet

EXHIBIT GUIDELINES:

Sports projects will be judged in age/grade categories:

- Clover (Grades 3 & 4),
- Junior (Grades 5, 6, & 7)
- Senior (Grades 8-12)

- Exhibit a poster (see poster rules) on the safety rules, equipment, basic skills, exercise value, or other topic as it relates to your selected sport. Also include a brief story (no more than one page) telling your experiences about the sport.
- See Poster Guidelines on Page 74 of the Shelby County Handbook.

TRACTOR

State Fair Entries: One entry per level (4) in each of Lawn & Garden Tractor Safety, Tractor Safety and Zero-Turn Mower Safety

GREEN RECORD BOOK COMPLETION REQUIREMENT

- Complete a Shelby County Record Sheet.

EXHIBIT GUIDELINES:

- See Poster Guidelines on Page 74 of the Shelby County Handbook.
- See Notebook Guidelines on Page 74 of the Shelby County Handbook

Youth may exhibit in the operator skills option, educational exhibit option or both. Youth choosing to exhibit in the lawn and garden tractor, tractor, or zero-turn mower operator skills driving option must select one, but may be enrolled in all three projects. Shelby County does not offer the Operator Skills driving option. Please call our office if you are interested in participating.

Judges evaluating exhibits should recognize individual differences and creativity, therefore using information in this document as a guide rather than a requirement

LAWN AND GARDEN TRACTOR

Educational Exhibit

Level A (Grades 3-4 suggested)

Create an educational poster, notebook or display about any manual activity or on any lawn and garden tractor safety, maintenance, operating system or operation topic of choice that is age/grade appropriate.

Level B (Grades 5-6 suggested)

Create an educational poster, notebook or display about any manual activity or on any lawn and garden tractor safety, maintenance, operating system or operation topic of choice that is age/grade appropriate.

Level C (Grades 7-9 suggested)

Create an educational poster, notebook or display about any manual activity or on any lawn and garden tractor safety, maintenance, operating system or operation topic of choice that is a age/grade appropriate.

Level D (Grades 10-12 suggested)

Create an educational poster, notebook or display about any manual activity or on any lawn and garden tractor safety, maintenance, operating system or operation topic of choice that is age/grade appropriate. Youth can also design and complete an independent study activity.

TRACTOR

Educational Exhibit

Level A (Grades 3-4 suggested)

Create an educational poster, notebook or display about any manual activity or on any tractor safety, maintenance, operating system or operation topic of choice that is age/grade appropriate.

Level B (Grades 5-6 suggested)

Create an educational poster, notebook or display about any manual activity or on any tractor safety, maintenance, operating system or operation topic of choice that is age/grade appropriate.

Level C (Grades 7-9 suggested)

Create an educational poster, notebook or display about any manual activity or on any tractor safety, maintenance, operating system or operation topic of choice that is age/grade appropriate.

Level D (Grades 10-12 suggested)

Create an educational poster, notebook or display about any manual activity or on any tractor safety, maintenance, operating system or operation topic of choice that is age/grade appropriate. Youth can also design and complete an independent study activity.

ZERO-TURN MOWER

Educational Exhibit

Level A (Grades 3-4 suggested)

Create an educational poster, notebook or display about any manual activity or on any zero-turn mower safety, maintenance, operating system or operation topic of choice that is age/grade appropriate.

Level B (Grades 5-6 suggested)

Create an educational poster, notebook or display about any manual activity or on any zero-turn mower safety, maintenance, operating system or operation topic of choice that is age/grade appropriate.

Level C (Grades 7-9 suggested)

Create an educational poster, notebook or display about any manual activity or on any zero-turn mower safety, maintenance, operating system or operation topic of choice that is age/grade appropriate.

Level D (Grades 10-12 suggested)

Create an educational poster, notebook or display about any manual activity or on any zero-turn mower safety, maintenance, operating system or operation topic of choice that is age/grade appropriate. Youth can also design and complete an independent study activity.

OPERATOR SKILLS OPTION - Call the Shelby County Extension Office for more information

The operator skills component is an educational and training activity conducted by adult 4-H volunteers. A parent or guardian is encouraged to be present when their child is operating a lawn & garden tractor, a tractor & wagon or trailer or zero-turn mower. The adult 4-H volunteer has the authority to deny a child the opportunity to participate in the operator skills option when it is deemed a child is unable to safely operate any of these vehicles due to size, weight, or any other reason that could place the child and/or others in harm.

Junior (Grades 3-7 suggested)

Youth will demonstrate their operation skills by driving a lawn and garden tractor, a tractor and wagon or trailer **OR** zero-turn mower through an obstacle course as outlined in 4-H 84, Conducting 4-H Operator Safety Contests.

Senior (Grades 8-12 suggested)

Youth will demonstrate their operation skills by driving a lawn and garden tractor, a tractor and wagon or trailer **OR** zero-turn mower through an obstacle course as outlined in 4-H 84, Conducting 4-H Operator Safety Contests.

VETERINARY SCIENCE

State Fair Entries: One per Unit (3)

GREEN RECORD BOOK COMPLETION REQUIREMENT:

- Completed Shelby County Record Sheet

EXHIBIT GUIDELINES:

- See Poster Guidelines on **Page 64** of the Shelby County Handbook.

Judges evaluating exhibits should recognize individual differences and creativity, therefore using information in this document as a guide rather than a requirement.

Beginner (Grades 3-5 suggested)

Manual: Veterinary Science 1 (BU8048)

Create an educational poster, notebook or display about any manual activity or on any veterinary science topic of choice that is age/grade appropriate.

Intermediate (Grades 6-8 suggested)

Manual: Veterinary Science 2 (BU8049)

Create an educational poster, notebook or display about any manual activity or on any veterinary science topic of choice that is age/grade appropriate.

Advanced (Grades 9 - 12 suggested)

Manual: Veterinary Science 3 (BU8050)

Create an educational poster, notebook or display about any manual activity or on any veterinary science topic of choice that is age/grade appropriate. Youth may also choose to develop a teaching aid, develop a project in conjunction with a veterinarian and present a report about that project and its findings, or another report of your choosing.

WEATHER AND CLIMATE SCIENCE

State Fair Entries: One per Level (3)

GREEN RECORD BOOK COMPLETION REQUIREMENT: Complete a Shelby County Record Sheet.

EXHIBIT GUIDELINES:

- See Poster and Notebook Guidelines on Page 74 of the Shelby County Handbook. .

Judges evaluating exhibits should recognize individual differences and creativity, therefore using information in this documents a guide rather than a requirement

Beginner (Grades 3-5 suggested)

Create an educational poster, notebook or display about any manual activity or on any weather and climate topic of choice that is age/grade appropriate.

Intermediate (Grades 6-8 suggested)

Create an educational poster, notebook or display about any manual activity or on any weather and climate topic of choice that is age/grade appropriate.

Advanced (Grades 9-12 suggested)

Create an educational poster, notebook or display about any manual activity or on any weather and climate topic of choice that is age/grade appropriate. Youth can also design and complete an independent study activity.

WEED IDENTIFICATION

State Fair Entries: One per Division (3)

GREEN RECORD BOOK COMPLETION REQUIREMENT:

- Completed Shelby County Record Sheet

EXHIBIT GUIDELINES:

- See Poster Guidelines on Page 58 of the Shelby County Handbook.
- For specific information in all divisions, see Project Manual 4-H 247.

Division 1 (May do 1 to 2 years)

1. Collect & identify 15 different weeds from the common and/or invasive plants of Indiana. They must be taken from the list of common weeds in publication 4-H247-W. Be aware that some weeds may be more prevalent at different times of the year. Each specimen should show flower and/or fruit, leaf, stem and root characteristics, all of which are necessary for complete and accurate identification.
2. Press Weeds (See page 4, 4-H247-W)
3. Mount each individual weed on 8 1/2" X 11" poster board by either taping or gluing the plant to the poster board.
4. Cover the poster board containing the plant specimen with cellophane or clear sheet plastic or put it in a plastic sheet protector. Place the pages in a three ring binder (punch holes of adequate size to allow easy turning of the pages).
5. Label (1 1/2" x 2") each weed as to:
 - Name of weed (common and scientific names - remember to italicize or underline scientific names)
 - Where found (lawn, garden, pasture, etc.)
 - How it reproduces (seed and/or underground root parts)
6. Answer questions on record sheet 4-H 247A-W, and put a copy of the record sheet in your notebook.
7. In year two, exhibit a different set of weeds, not repeating the ones from year one.

Division 2 (May do 1 to 2 years)

1. Collect and identify 5 noxious and five poisonous weeds of Indiana. The collection must be taken from the list of noxious and poisonous weeds in publication 4-H 247-W. Be aware that some weeds may be more prevalent at different times of the year. Each specimen should show flower and/or fruit, leaf, stem and root characteristics, all of which are necessary for complete and accurate identification.
2. Press weeds (see page 4)
3. Mount each individual weed on 3 1/2" x 11" poster board by either taping or gluing the plant to the poster board
4. Cover the poster board containing the plant specimen with cellophane or clear sheet plastic or put it in a plastic sheet protector. Place the pages in a three-ring binder (punch holes of adequate size to allow easy turning of the pages in the binder).
5. Label (1 1/2" x 2") each weed as to
 - Name of weed (common and scientific names-remember to italicize or underline scientific names)
 - Where found (lawn, garden, pasture, etc)
 - How it reproduces (seed and/or underground root parts)
6. Answer questions on record sheet 4-H 247B-W and put a copy of the record sheet in your notebook.
7. In year two- exhibit a different set of weeds, no repeating the ones from year one.

Division 3 (May do multiple years)

1. Collect and identify 15 different weed seeds from mature plants from the list of common, noxious, or poisonous weeds in 4-H 217-W. Five of these weed seeds must be taken from the list of noxious weeds in 4-H 247-W. Be aware that some weeds may be more prevalent at different times of the year.
2. Clean the seeds and separate from the fruit (see page 3)
3. Place one tablespoon of the dried weed seeds in a plastic zippered bag.
4. Mount the plastic bags on poster board (22" x 28"). Mounting must be made to exhibit the poster in a horizontal position. Place your name, county and club name in the lower right corner of the poster.
5. Label (1 1/2" x 2") each weed seed as to:
 - Name of weed (common and scientific names-remember to italicize or underline scientific names)
 - Where found (Lawn, Garden, Pasture, etc)
 - Annual, biennial, or perennial
6. Answer questions on record sheet 4-H 247C-W and attach a copy of the record sheet to the back of your poster.
7. In each consecutive year, exhibit different seeds, not repeating the ones from the year before.

WELDING

Not a State Fair Project

GREEN RECORD BOOK COMPLETION REQUIREMENT: Complete a Shelby County Record Sheet.

- See Poster Guidelines on Page 74 of the Handbook.

EXHIBIT GUIDELINES:

- All metal welding processes accepted.

Division I (1st year welding project)

Manual: Electric Arc Welding, Safety, History and Background of Electric Welding

Exhibit:

- A poster with the title “Beginning Welding” with information which should include a picture of the welding equipment available to you, including safety equipment.

AND

- A display of 5 welding rods of different sizes and types. Label each rod as to size, heat range, metal type and metal thickness (gage).

Division II (2nd and 3rd years in welding. May advance to next level after 1 year in Division 2)

Manual: 4-H Electric Arc Welding: Beads and Joints

Exhibit:

- Begin with a piece of mild steel flat iron 5" x 8" x ¼" on which you will weld.
 - a. Weld a row of straight beads
 - b. Weld a row of weave beads
 - c. Weld 2 pieces of flat iron in a “T” joint to the original flat iron. Do the corner weld vertically. The vertical corner weld should be at least 4" long. Weld the 2 pieces to the original flat iron with either a straight or weave beads.
 - d. BUTT weld another piece of flat iron 3" x 5" x ¼" to the original piece of flat iron.
 - e. LAP weld another piece of flat iron 3" x 5" x ¼" to the original piece of flat iron.
 - f. Weld your initials and the year on the back of the original piece of flat iron.

Division III, IV and V (4th - 10th years)

Manual: Arcs and Sparks: Shielded Metal Arc Welding & Division III, IV & V Record manual

Exhibit:

- One item which you have made or repaired. If it is a repaired item, indicate clearly the repairs you make. If it is an item you made, indicate its use, how long it took to make, and whether it is your original design. No item should exceed 3' x 3' unless you contact the Shelby County Extension Office prior to the Fair for permission to exhibit the item. The item may be useful, decorative, or artistic.
- The following criteria will be used for judging:
 - a. The quality of the welds used.
 - b. Appropriateness of welds used.
 - c. Quality of joints made (if any).
 - d. Appropriateness of joints selected to use (if any).
 - e. Usefulness of item made.
 - f. Overall appearance and neatness.

WILDFLOWERS

Superintendent: Pam Robinson

Not a State Fair Project

GREEN RECORD BOOK COMPLETION REQUIREMENT:

- Completed Shelby County Record Sheet

EXHIBIT GUIDELINES:

- Complete propagation record sheet
- Display exhibit in a 3-ring notebook. See page 74 for guidelines. See each specific level manual for specific requirements

Clover (Grades 3 & 4)

Grade 3

Identify 3 Indiana native wildflowers, complete identification sheet, label each wildflower as native, introduced or invasive.

Define 3 vocabulary words

Grow 1 variety Indiana native wildflower from seed.

Keep a Journal and include one Pourquoi story

Grade 4

Identify 4 Indiana native wildflowers, complete identification sheet, label each wildflower as native, introduced or invasive.

Define 4 vocabulary words

Grow 1 variety Indiana native wildflower from seed

Keep a Journal and include one Pourquoi story

Junior (Grades 5 - 7)

Grade 5

Identify 5 Indiana native wildflowers, complete identification sheet, label each wildflower as native, introduced or invasive.

Define 5 vocabulary words

Grow 1 variety Indiana native wildflower from seed

Keep a Journal and include one Pourquoi story

Grade 6

Identify 6 Indiana native wildflowers, complete identification sheet, label each wildflower as native, introduced or invasive.

Define 6 vocabulary words

Grow 2 varieties Indiana native wildflower from seed

Keep a journal

Perform a community service project. Complete community record sheet

Grade 7

Identify 7 Indiana native wildflowers, complete identification sheet, label each wildflower as native, introduced or invasive.

Define 7 vocabulary words

Grow 2 varieties Indiana native wildflower from seed

Keep a Journal

Perform a community service project. Complete community record sheet

Senior (Grades 8 - 12)

Grade 8

Identify 8 Indiana native wildflowers, complete identification sheet, label each wildflower as native, introduced or invasive.

Define 8 vocabulary words

Grow 2 varieties Indiana native wildflower from seed

Keep a Journal

Perform a community service project. Complete community record sheet

List common and scientific names of four native plants that the Federal government has deemed threatened or endangered in the Great Lakes area. Complete Threatened or Endangered Plant form

Grade 9

Identify 9 Indiana native wildflowers, complete identification sheet, label each wildflower as native, introduced or invasive.

Define 9 vocabulary words

Grow 3 varieties Indiana native wildflower from seed.

Collect, photograph or draw 3 Indiana native vines, complete identification sheet

Keep a Journal

Perform a community service project. Complete community record sheet.

Grade 10

Identify 10 Indiana native wildflowers, complete identification sheet, label each wildflower as native, introduced or invasive.

Define 10 vocabulary words

Grow 3 varieties Indiana native wildflower from seed

Collect, photograph or draw 3 Indiana invasive plants, complete identification sheet

Compare and contrast two species of Indiana native wildflowers

Keep a Journal

Perform a community service project. Complete community record sheet

Grade 11

Identify 11 Indiana native wildflowers, complete identification sheet, label each wildflower as native, introduced or invasive.

Define 11 vocabulary words

Grow 3 varieties Indiana native wildflower from seed

Identify 3 plants that have naturalized in Indiana, complete identification sheet

Maintain 3 varieties of Indiana native wildflower plants for next year

Keep a Journal

Perform a community service project. Complete community record sheet

Grade 12

Identify 12 Indiana native wildflowers, complete identification sheet, label each wildflower as native, introduced or invasive.

Define 12 vocabulary words

Maintain grade 11's three (3) varieties of Indiana native wildflowers grown from seed (if new this year, grow three from seed)

Complete propagation record sheet for over-wintered plants (if new this year, complete the record for the newly planted wildflowers)

Design a landscape

Perform a community service project. Complete community record sheet.

Keep a Journal

Display exhibit in a 3-ring notebook. See manual for specific requirements.

WILDLIFE

State Fair Entries: One per Level (3)

GREEN RECORD BOOK COMPLETION REQUIREMENT:

- Completed Shelby County Record Sheet

EXHIBIT GUIDELINES:

- See Poster Guidelines on Page 74 of the Shelby County Handbook.
- See Notebook Guidelines on Page 74 of the Shelby County Handbook.
- Judges evaluating exhibits should recognize individual differences and creativity, therefore using information in this document as a guide rather than a requirement.

Beginner (Grades 3-5 suggested)

Create an educational poster, notebook or display about any manual activity or on any wildlife topic of choice that is age/grade appropriate.

Intermediate (Grades 6-8 suggested)

Create an educational poster, notebook or display about any manual activity or on any wildlife topic of choice that is age/grade appropriate.

Advanced (Grades 9-12 suggested)

Create an educational poster, notebook or display about any manual activity or on any wildlife topic of choice that is age/grade appropriate. Youth can also design and complete an independent study activity.

WOODWORKING

State Fair Entries: One per Level (4)

GREEN RECORD BOOK COMPLETION REQUIREMENT:

- Complete a Shelby County Record Sheet.

EXHIBIT GUIDELINES:

- See Poster Guidelines on Page 64 of the Shelby County Handbook.

Level 1 (Grades 3 & 4 suggested)

Manual: Measuring Up (BU-06975)

Exhibit Options (select one of the following)

- Exhibit one article of choice made during the current 4-H program year demonstrating a minimum of five (5) techniques outlined in the Indiana 4-H Woodworking Tools, Techniques and Skills Chart 4-H 6875C-W. Exhibits may also include higher level techniques that have been mastered. Any higher level techniques will not be counted as part of the minimum five, but nevertheless will be evaluated for quality. A woodworking skills sheet is to be submitted with the exhibit for judging.
- Create an educational poster, notebook or display about any manual activity or on any woodworking topic of choice that is age/grade appropriate.

Level 2 (Grades 5 & 6 suggested)

Manual: Making the Cut (BU-06876)

Exhibit Options (select one of the following)

- Exhibit one article of choice made during the current 4-H program year demonstrating a minimum of five (5) techniques outlined in the Indiana 4-H Woodworking Tools, Techniques and Skills Chart 4-H 6875C-W. Exhibits may also include lower and/or higher level techniques that have been mastered. Any lower/higher level techniques will not be counted as part of the minimum five, but nevertheless will be evaluated for quality. A woodworking skills sheet is to be submitted with the exhibit for judging.
- Create an educational poster, notebook or display about any manual activity or on any woodworking topic of choice that is age/grade appropriate.

Level 3 (Grades 7, 8, & 9 suggested)

Manual: Nailing it Together (BU06877)

Exhibit Options (select one of the following)

- Exhibit one article of choice made during the current 4-H program year demonstrating a minimum of five (5) techniques outlined in the Indiana 4-H Woodworking Tools, Techniques and Skills Chart, 4-H 6875C-W. Exhibits may also include lower and/or higher level techniques that have been mastered. Any lower/higher level techniques will not be counted as part of the minimum five, but nevertheless will be evaluated for quality. A woodworking skills sheet is to be submitted with the exhibit for judging.
- Create an educational poster, notebook or display about any manual activity or on any woodworking topic of choice that is age/grade appropriate.

Level 4 (Grade 10 - 12 suggested)

Manual: Finishing Up (4HCCS 6878)

Exhibit Options (select one of the following)

- Exhibit one article of choice made during the current 4-H program year demonstrating a minimum of five (5) techniques outline in the Indiana 4-H Woodworking Tools, Techniques and Skills Chart, 4-H 6875C-W. Exhibits may also include lower level techniques that have been mastered. Any lower level techniques will not be counted as part of the minimum five, but nevertheless will be evaluated for quality. A woodworking skills sheet is to be submitted with the exhibit for judging.
- Create an educational poster, notebook or display about any manual activity or on any woodworking topic of choice that is age/grade appropriate.

REMINDER:

All Livestock information (online enrollment, pen reservations forms, auction entry forms) and the Drop/Add for projects will be due **MAY 15**. Fair entry and YQCA/Indiana 4-H Quality Livestock Care are due by May 21.

LIVESTOCK AND OTHER ANIMALS

Show times,
Ownership Policy,
General Exhibitors rules,
Royal Showmanship,
Livestock Auction,
Animal Entry Procedures

SHELBY COUNTY 2024 LIVESTOCK AND ANIMAL SCHEDULES
COUNTY FAIR ENTRY/SHOW ENTRY AND PEN RESERVATIONS DEADLINE – MAY 15
DATES AND TIMES LISTED ARE SUBJECT TO CHANGE.

ANIMAL		CHECK-IN	SHOW	RELEASE
BEEF	4-H	Sunday, June 9 10:00 a.m. – 12:00 noon	Monday, June 10 3:30 p.m.	8 - 10 am June 13th. Must be out & cleaned up by 12 noon on June 13th
	4-H	Sunday, June 9 1:00 p.m.	Sunday, June 9 1:30 p.m.	Sunday, June 9 After Show
DAIRY CATTLE	4-H	Sunday June 9 12 noon - 2 pm Option: Milking ani- mals may come Monday June 10 and Animals must be stalled by 8:00 a.m.	Monday June 10 9:00 a.m.	Milking animals June 10 After Show All others June 13, 8-10 am Must be out & cleaned up by 12 noon
	4-H - Showman- ship, Obedience & Agility	Saturday, June 8 8:00 a.m.	Saturday, June 8 9:00 a.m.	Saturday June 8 After Show
GOAT	Dairy Goats 4-H	Sunday, June 9 2:00 p.m. - 4:00 p.m. Option: Dairy Milk- ing Goats may be brought in on Tues- day, June 11 & must be checked in by 6:00 p.m.	Wed., June 12 8:00 a.m.	8 - 10 am June 13th. Must be out & cleaned up by 12 noon on June 13th
	Pygmy & Meat Goats 4-H	Sunday, June 9 2:00 - 4:00 p.m.	Wed., June 12 1:00 p.m.	8 - 10 am June 13th. Must be out & cleaned up by 12 noon on June 13th
HORSE AND PONY	4-H		Friday, June 14 9:30 a.m.	Friday, June 14 After Show
	4-H		Saturday, June 15 9:30 a.m.	Saturday, June 15 After Show

The Livestock Auction for 4-H animals will be held on Thursday, June 13, 2024 starting at 6:30 p.m.

Mini 4-H Cat show will be on Sunday, June 9 at 1:30 p.m.

Mini 4-H Goats, Sheep & Swine show will be on Monday, June 10 starting at 1:00 p.m.

Mini 4-H Rabbit show will be Thursday, June 13 during the 4-H Rabbit show starting at 9:00 am.

ANIMAL		CHECK-IN	SHOW	RELEASE
LLAMAS & ALPACAS	4-H Showmanship	Friday, June 14 1:00-2:00 p.m.	Friday, June 14 2:00 p.m.	Friday, June 14 After Show
	4-H Obstacle	Friday, June 14 1:00-2:00 p.m.	Friday, June 14 After Showmanship	Friday, June 14 After Show
	4-H Costume & Leaping Limbo	Friday, June 14 1:00-2:00 p.m.	Friday, June 14 1/2 hour after last Obstacle Class	Friday, June 14 After Show
POULTRY	4-H	Monday, June 10 9:00 a.m. – 12 noon	Tuesday June 11 1:00 p.m.	9-11 am June 13th. Must be out and cleaned up by 12 noon on June 13th
	Royalty Contest		Tuesday, June 11 After show	
RABBITS	4-H	Thursday, June 13 8:00-9:00 a.m.	Thursday, June 13 9:00 a.m.	Thursday June 13 After show
	Ambassador Contest		Thursday, June 13 9:00 a.m.	
SHEEP	4-H	Sunday, June 9 2:00 p.m. - 4:00 p.m.	Tuesday, June 11 5:00 p.m.	8 - 10 am June 13th. Must be out & cleaned up by 12 noon on June 13th
SWINE	4-H	Sunday, June 9 6:30 - 9:30 a.m. (must be in line)	Tuesday, June 11 8:00 a.m.	8 - 10 am June 13th. Must be out & cleaned up by 12 noon on June 13th
SHELBY ROYAL	4-H	Contestants - 7 pm at the podium.	Wednesday, June 13 7:30 p.m.	

WEIGH-IN WEIGH-IN IS MANDATORY FOR BEEF, SHEEP, SWINE, AND DAIRY WETHER/MEAT GOAT		
ANIMAL	DAY	TIME
Swine	Sunday, June 9	at Check-in
Beef	Sunday, June 9	4:30 p.m.
Sheep	Sunday, June 9	3:00 p.m.
Dairy Wether/Meat Goat	Sunday, June 9	3:00 p.m.

For notice of any changes which may occur regarding 4-H schedules, consult "SC 4-H News," the 4-H Newsletter and our website, www.extension.purdue.edu/shelby. Any changes in schedule or time will be posted at the fair livestock office.

2024 Required Animal ID by Species

The below table lists the different individual types of animals and their respective form of identification that is required in which to be eligible for 4-H animal shows at the Shelby County Fair and the Indiana State Fair. It is these ID types that are required to be in Indiana 4-H Online by the respective deadline. Any of these IDs that are missing, incomplete or incorrect could result in state fair ineligibility.

Species	County Level Requirements	IN State Fair Requirements
Beef and dairy beef steers	840-RFID tag and 5-digit county tag	840-RFID tag and 5-digit county tag and DNA Sample
Commercial & Market heifers & Dairy Feeder	840-RFID tag and 5-digit county tag	840-RFID tag and 5-digit county tag and DNA Sample
Beef, Registered heifers	840-RFID tag and tattoo	840-RFID tag and tattoo and DNA Sample
Dairy cattle	840-RFID tag	840-RFID tag and animal's registered name & registration number (or dam's registration number) and DNA Hair Sample
Dairy goat females, registered	Breed Registry Tattoo	Breed Registry Tattoo
Dairy goat wethers	5-digit county tag or tattoo	5-digit county tag or tattoo
Meat goat wethers	5-digit county tag or Scrapies tag	840-RFID Tag and 5-digit county tag and DNA Hair Sample
Boer goat females	Breed Registry Tattoo	Breed Registry Tattoo and DNA Hair Sample
Market goat does	5-digit county tag	840 RFID Tag and 5-digit county tag and DNA Hair Sample
Pygmy goats-Registered	Breed Registry Tattoo or Microchip that matches registration papers	Breed Registry Tattoo or Microchip that matches registration papers
Pygmy goats—Unregistered	Official USDA Scrapie Tag or Tattoo	Official USDA Scrapie Tag or Official Scrapie Tattoo
Horse and pony	Color picture (highly encouraged)	Two Color pictures
Llama and alpaca	Color picture	Two Color pictures
Market lambs	5-digit county tag	840-RFID tag and 5-digit county tag and DNA Hair Sample
Commercial ewes	5-digit county tag or farm/flock tag	84-0-RFID Tag and 5-digit county tag/or official scrapies tag and DNA Hair Sample
Registered ewes	Tag from registration paper	840-RFID Tag and ID that matches registration Papers and DNA Hair Sample
Swine	840-RFID tag and ear notch	840-RFID tag and ear notch and DNA hair sample

2024 ANIMAL OWNERSHIP POLICY

Each 4-H member shall own his/her own 4-H animal and/or livestock exhibit. Ownership, personal possession, and regular care of the animal must be in effect on or before the county and state enrollment deadlines and continuously until after the 4-H show at the county and/or state fair.

For 4-H breeding animals, family corporations and/or partnerships of 4-H members with one or more parents, siblings, grandparents, aunts, uncles, or legal guardians is acceptable.

For 4-H dairy cattle, family corporations and/or partnerships of the 4-H member with unrelated persons or dairy operations are also acceptable.

Dairy cows (as long as the animal is being shown by same 4-Her from 2020 and forward) and heifers, horses, ponies, alpacas and llamas may be leased, subject to approval of both the county 4-H dairy, horse and pony or llama committee and the respective County Extension Educator. 4-H animals (horse and pony, dairy, alpacas and llamas) are only eligible to be leased by a single 4-H member in a 4-H program year. COUNTY ONLY - All other species may be leased, but not shown at the state fair, subject to approval of the livestock superintendents. These leased animals are not eligible to sell in the Livestock Auction. The lease agreement forms are due in the Shelby County Extension Office by May 15th.

4-H animals are expected to be in the possession and regular care of the 4-H member who owns/leases them (unless other arrangements have been agreed upon by the County 4-H Extension Educator) from the animal ID deadline until the conclusion of the county and/or State Fair.

4-H market animals and commercial animals must be individually identified and verified under the supervision of the county 4-H program at county identification events by May 15th. These species include market lambs and commercial ewes, dairy wethers, dairy feeder steers, dairy beef steers, beef steers, market and commercial heifers, meat goat wethers and market wether dams.

4-H animals purchased, sold or offered for sale after the ID deadline and prior to the Indiana State Fair (**including animals that have gone through a "Premium Only Auction:"**), shall not be eligible to be shown in the 4-H show at the Indiana State Fair. Sale of products of animals (milk, cheese, wool, etc.) in lieu of the animal, are considered equivalent to a "Premium Only Auction".

4-H animals exhibited after the May 15 State 4-H animal deadline at any show by anyone other than the individual whose 4-H enrollment record is connected to the ID of the animal in Indiana 4-H Online will not be eligible to be shown in the 4-H show at the Indiana State Fair. This term/condition does not apply to siblings, who may show each other's animals at any show during the year without jeopardizing State Fair eligibility. 4-H animals that are selected by 4-H Extension Staff or 4-H Adult Volunteers for use in supreme showmanship contests (Master Showmanship, Round Robin, etc.) may be used in those county events without jeopardizing State Fair eligibility. This policy applies to all 4-H animal projects. For animal projects without state ID deadlines, the person who enters them in the Indiana State Fair 4-H show is the equivalent of the owner of the animals.

Temporary guardianships established for the intent of animal exhibition or grooming purposes are not permitted and shall result in immediate disqualification.

The 4-H member must provide the address of the animal's location. We reserve the right to have a random spot check for ownership and possession of animals by a committee appointed by the 4-H Advisory Council.

State Ownership for Beef, Dairy Cattle, Goats, Horse & Pony, Llama, Sheep, and Swine must be done online by May 15th. Pen Reservation Forms must be filled out for Beef, Dairy Cattle, Dairy Goat, Llama/Alpaca, Meat Goat, Pygmy Goat, Sheep, Swine & Utility Goat. These forms are due by May 15. If any forms are sent by the U.S. mail and/or left in the drop box at the Extension Office, it is the 4-H member's responsibility to verify the office has received the form(s). Animals requiring identification (ear tag/tattoo) may have earlier deadline (Beef and Dairy Steers, Beef Heifers, Market Beef Heifers, Meat Goats and Sheep). Forms will be available at the Shelby County Extension Office, 20 W Polk St, Suite 201, Shelbyville, IN

46176, prior to deadline date.

In case of hardship, a written and signed request for permission to make a late entry must be submitted to the County Extension Youth Educator. The final decision will be made by the Overall Livestock Superintendent, Specie Superintendent and Assistant and the Youth Educator. Refer to Grievance Procedure in case of conflict of interest.

SUPERINTENDENT GUIDELINES

1. Attend all livestock meetings and superintendent meetings and if unable to attend will meet with the 4-H Extension Educator within two weeks following the meeting.
2. Hold one livestock workshop or meeting annually to assist the members enrolled in your species in the care of their animal and preparation for the fair.
3. Attend and assist at the county tagging date for your species.
4. When necessary, assist the County Educator in re-tagging of animals.
5. Assist the County Extension Youth Educator by providing a list of suggested judges for the show when requested.
6. Assist the County Extension Youth Educator by providing a list of suggested names for recorder, announcer, ring assistant, etc.. by June 1st. All people assisting at the show must have a completed Assigned Volunteer Form (if they are not already an approve volunteer) on file in the Extension office.
7. Check the entries for your specific species before the fair.
8. Check the breeds to see if they are in the appropriate class.
9. Assist the Shelby County Fair Livestock Superintendent in assigning 4-H members stalls, cages, pens, and tie-outs.
10. Once the 4-H'er arrives on the grounds and before the animal is checked in, check all the papers (health, registration, etc.).
11. Organize and run check-in at the fair for your specific species.
12. Organize and run weigh-in at the County Fair for your specific species.
13. Coordinate the show to meet the judge's specifications.
14. Check trophies and ribbons in the Extension Office before the fair to prevent duplicating, and mis-marking trophies.
15. Upon completion of the show, turn in the results at the 4-H office.
16. Work with the Shelby Royal Showmanship Contest Committee and provide the animals and other services as requested by the committee members.
17. Assist with the Livestock Auction for 4-H animals (sale set-up and order of sale).
18. If a superintendent is unable to or does not meet these guidelines, the Shelby County 4-H Advisory Council will take appropriate actions to remove individuals from their assignments in order to place capable individuals in this capacity.

LIVESTOCK AND ANIMAL GENERAL EXHIBITORS RULES

A 4-H livestock/animal project is considered completed if:

1. Must be a current 4-H Member
2. completed 4-H Project Record Sheet(s) are turned in by Wednesday prior to the Fair; and,

COMPETITION IN 4-H LIVESTOCK/ANIMAL PROJECTS IS CONSIDERED A PRIVILEGE, AND THE 4-H MEMBER MUST CONFORM TO RULES CONTAINED HEREIN.

These rules apply to all 4-H Livestock and/or Animal project members, except as noted within the specific species rules.

LIVESTOCK/ANIMAL ENTRY RULES

Pre-entry is required for all species of 4-H animals. Check Entry Rules under specific animal rules.

Indiana 4-H Quality Livestock Care (YQCA alternative)/YQCA (Youth for the Quality Care of Animals)

An alternative to the YQCA training will be offered beginning this year. It is the Indiana 4-H Quality Livestock Care. 4-Hers will be offered this in-person training which will certify them for County and Indiana State Fair livestock shows. If you show in open shows, you will need to check the requirements for showing (they may require YQCA). YQCA will need to be completed online and a copy of your completion will need to be provided to the Extension office. A 4-Her must complete either the Indiana 4-H Quality Livestock Care or the Youth for the Quality Care of Animals in order to exhibit beef cattle, dairy cattle, swine, sheep, meat goats, dairy goats, poultry and rabbits. These are annual programs that must be completed to be eligible to show your animals. More information about YQCA is available at <http://yqca.org>. Requiring this training should not be viewed as just another rule but rather as an important educational opportunity for 4-H livestock members. Making this an exhibition requirement is how we are ensuring that 4-H members learn about quality assurance, but it really has nothing to do with animal exhibition. The reason for this requirement is so youth learn best management practices with their animals. The Indiana 4-H Quality Livestock Care will be in-person and will cost \$3.00. The YQCA course must be completed online only for a fee of \$12.00.

The goals of having 4-H members complete the YQCA program include ensuring that:

- Youth will be more prepared to be ambassadors for animal agriculture in their role as youth livestock exhibitors.
- Animals from youth livestock programs are treated with the utmost care.
- 4-H members are contributing to a safe, wholesome food supply.

Indiana 4-H Quality Livestock Care or YQCA must be completed by May 21st for Beef, Dairy Cattle, Goats, Poultry, Rabbit, Sheep and Swine exhibitors. If you choose to complete the YQCA program, you must provide a copy of your completion certificate to the Extension Office by May 21st.

ARRIVAL/STALLING/RELEASE PROCEDURES

1. HEALTH REQUIREMENT -- No Certificate of Veterinary Inspection will be required for animals that originate in the State of Indiana; but upon arrival at the fairgrounds the animal may be subjected to a point of inspection. If an animal is deemed unhealthy by the Inspector, it is the owner's responsibility that they remove the animal from the fairgrounds immediately and must provide proof that the animal has been cleared to re-enter the fairgrounds. Animals that do not originate in the State of Indiana must provide a Certificate of Veterinary Inspection.
2. CHECK-IN: The time frame for check-in for a species may be extended with approval from the 4-H Youth Educator, County Extension Director or Overall Livestock Superintendent due to hardship situations.
3. 4-H animals and Exhibitors will be released at the published times. If requesting to leave early for another show, you must get approval from the Overall Livestock Superintendent and the 4-H Youth Educator plus have proof of show registration.
4. Requests for early 4-H livestock project release or late 4-H livestock project arrival will be handled by the Overall Livestock Superintendents, Species Superintendent and the 4-H Educator on a case by case basis. Requests must be submitted in writing and received in the County Extension Office 2 weeks before the fair starts. No exceptions.
5. Animals cannot be unloaded until they are inspected by a designated inspector.
6. There is no stall/cage/pen fee for 4-H entries. Request may be made for equipment stall when available and approved by the superintendent.
6. Each 4-H Exhibitor must furnish his/her animal with bedding, water container, feed container, and feed. 4-H'er is responsible for feeding and care of animal unless other arrangements are made with 4-H superintendent.
7. Fans must have proper safety-approved shrouds.
8. No power washers will be allowed
9. Each 4-H Exhibitor must furnish his/her own clean-up equipment, such as broom, shovel/

scoop, wheel barrow, etc.

10. All stalls/cages/pens must be kept clean and well-bedded at all times, or premiums will be forfeited. The Fair Livestock Superintendent will designate location for 4-H member to dispose of manure, straw, and other animal waste.
12. Grooming and fitting of animals must be done within 20 feet of the livestock barn.
13. **All 4-H stalls/cages/pens and areas under and nearby must be cleaned upon leaving or premiums will be forfeited. There will be a \$25 charge per pen for non clean-up. This is in addition to the forfeiture of premiums. If you have any questions about the cleanliness of your pens, check with your species superintendent for release. The Superintendent will check and clear pens for cleanliness. No pens for the next year will be issued to persons with outstanding charges. This money will go to the 4-H Advisory Council.**

SHOW/EXHIBITOR INFORMATION

1. ASSISTANT SHOWMAN - Only Shelby County 4-H members may show in 4-H classes in Shelby County. Only members having more than one animal showing at the same time may have another Shelby County 4-H member show his/her animal for them. Exceptions to this must be approved by the Overall Livestock Superintendent and 4-H Advisory Council President. Exceptions might include schooling, military, family emergencies, etc.
2. If, in the opinion of the 4-H Livestock/Animal Superintendent, Judge, and/or other official designated by Superintendent, the Exhibitor cannot handle the animal in the show ring, the Exhibitor will be requested to exit the ring or judging table with the animal.
3. Any entry deemed unsafe or treated inhumanely may be excused by judge or superintendents.
4. No unauthorized adults are permitted in show rings, at rabbit judging tables, or to handle poultry and cats during shows.
5. Judges decisions are final.

4-H LIVESTOCK/ANIMAL GENERAL INFORMATION

PEN SET UP: Poultry - Thursday, May 30, 2024 at 5:00 p.m. at the Poultry Barn

Goats, Sheep & Swine - Thursday, May 30, 2024 at 6:00 p.m. in the Livestock Barn

1. It shall be the duty of 4-H livestock/animal Superintendents to supervise their respective departments to enforce the rules and regulations of the 4-H Advisory Council as set forth by the By-Laws and the orders of the Board of Directors or Executive Committee, in agreement with state 4-H policy.
2. The Shelby County 4-H Advisory Council will exercise care to avoid damage to any article or animal but will not be responsible for losses and/or accidents. Entries are accepted on these conditions.
3. Anyone wishing to file a grievance in regards to any of the 4-H livestock/animal shows, see GRIEVANCE PROCEDURE section in this Handbook.
4. Any condition pertaining to a 4-H Show that is not covered in these rules will follow the State Fair Rules.
5. The 4-H animal exhibitor may receive clipping and grooming assistance only from their immediate family which is defined as father, mother, stepfather, stepmother, legal guardian, brother, sister, stepbrother, stepsister, grandfather, step grandfather, grandmother, step grandmother, aunt or uncle, from another current Indiana 4-H exhibitor, from individuals enrolled in the Indiana 4-H Approved Animal Grooming Assistance Program and from a parent of a Shelby County 4-Her who is exhibiting in that species. Guardianships granted on a temporary basis for the purpose of circumventing these terms and conditions will not be recognized as "family". No payments can be given or received for grooming assistance.
 - The Shelby County 4-H Educator and the overall livestock superintendents reserve the right to request identification from any individual grooming any animal(s), violations to the policy may result in the disqualification of an animal entry.
6. Any 4-H member who may need a special accommodation to be successful in completing their project should contact the project superintendent and/or the Extension Office prior to the Fair.

7. All animals must meet breed characteristics. Superintendents & 4-H Youth Educator will have the final decision.
8. Any foreign substance (besides water and untreated feed) which may include but not limited to drugs, vitamins, minerals, medicated feeds, and sprays, may only be given to animals on the Shelby County Fairgrounds with the approval and supervision of two of the following four individuals: Overall Livestock Superintendent, Species Superintendent, 4-H Youth Educator, ANR Educator. The foreign substance being given must have original bottling and labeling on the fairgrounds at the time of approval and treatment. At the time of administration of the foreign substance a form will be signed by the 4-H member, person administering the drug (if different than 4-H member), 4-H member's guardian and two approving individuals. Violation of this policy may result in loss of show, awards, ribbons, and premiums. Foreign Substance Approval Forms are available at the Livestock Office.
9. All Beef and Dairy Steers must be identified by March ID date to be eligible for the Rate of Gain contest. All sheep must be identified by May ID date. Boer Goat wethers must also be tagged. This will be done in May for those wanting to participate in the Rate of Gain Contest.

4-H LIVESTOCK/ANIMAL PREMIUMS AND RECORDS

1. 4-H premiums in livestock/animal projects will be paid during General Project pick-up. 4-H'er must have completed and submitted livestock record sheets by deadline. Premium money not picked up at that time will be forfeited. No livestock premium money will be mailed.
2. 4-H Record Books must be turned in to the Shelby County Extension Office or at project judging no later than 4:00 p.m. Wednesday the week before the fair starts.
3. 4-H Livestock/Animal Records must commence no later than May 15, unless otherwise stated in species rules! It may be appropriate for some species to have records commence as early as the Fall of the previous year, such as Beef or Sheep.

STATE FAIR 4-H EXHIBITOR INFORMATION

1. 4-H members exhibiting livestock/animal projects in 4-H sections at the State Fair are required to make entries directly to the State Fair by the appropriate deadlines, including any appropriate fees. Contact the Shelby County Extension Office for details. 4-H'er is responsible for correct class letters and lot numbers.
2. 4-H members may choose to attach a copy of their animal's registration paper to the 4-H enrollment form for all registered beef heifers, Boer goat does, dairy goats, dairy cows and dairy heifers. Attaching a copy of the animal's registration paper would serve as an insurance policy against a 4-H member making a mistake when filling out the front of the enrollment form. If a 4-H member chooses to attach a copy of their animal's registration paper to the 4-H enrollment form, they would still need to list the animal's registration number, tattoo, birth date, breed and name (for dairy cattle only) on the front of the enrollment form.
3. Siblings will be allowed to co-enroll beef and dairy cattle, just as they have sheep and swine in the past years.
4. 4-H member and parent signatures on entries verifies accuracy and completeness and consents to drug and/or steroid testing as a condition of entering. Extension Educator signature only verifies 4-H membership.
5. Animals exhibited at the State Fair should be owned continuously by the 4-H member until the conclusion of State Fair exhibition. Animals sold during County Fair auctions are not eligible for State Fair exhibition. Identification of animals sold will be filed with the State 4-H Office.
6. Beef steers, dairy market steers, dairy feeder steers, unregistered commercial heifers, sheep and meat goat wethers must have the RFID tag to be eligible for the 2024 Indiana State Fair 4-H shows. 4-H members who wish to exhibit in Open classes must pre-register by the published deadline in early July, in compliance with State Fair policy. For more information and official Entry Form, contact the Shelby County Extension Office.
7. Upon check-in at the State Fairgrounds, an animal affidavit (www.indianastatefair.com) shall be submitted for **all animal exhibits** (i.e., market and breeding) in the Beef Cattle, Dairy Cattle, Swine, Sheep, Dairy Goat, Boer Goat & Meat Goat Departments. Other Departments (e.g., Horse & Pony) may require animal affidavits at their discretion and as

Exhibition Deadlines

- May 15 - All animals requiring 4-H Animal Identification must be identified in 4-H Online. This includes Beef, Dairy Cattle, Goats (Dairy, Meat & Pygmy), Horse & Pony, Llamas & Alpacas, Sheep & Swine. Shelby County does not require Cats, Dogs, Poultry or Rabbits to be identified in 4-H Online.
- May 15 - For Shelby County this is the registration deadline as well as the Drop/Add for projects.
- May 15 - Pen Reservation Forms and Livestock Auction Forms are due.
- May 21 - 4-Hers exhibiting Beef Cattle, Dairy Cattle, Dairy Goats, Meat Goats, Poultry, Rabbits, Sheep, & Swine must complete the Indiana 4-H Quality Livestock Care or the Youth for Quality Care for Animals (YQCA) must be completed by this date. 4-Hers completing the YQCA must provide the Extension Office with a copy of their completion certificate.
- May 1 - 21 - All exhibits must be entered into Fair Entry.
 - ◇ Livestock - must identify the classes they will be showing their animals in. Those missing the deadline will be able to show their animal in its class and receive feedback from the judge but receive no placing. They will still be able to participate fully in showmanship classes.
 - ◇ Non-Livestock - must identify the classes they will be entering their project in. Those missing the deadline may compete and the highest placing is "blue".

HERDSMANSHIP

4-H Herdsman winners are picked in Beef, Dairy, Goats, Lama, Poultry, Rabbits, Sheep, and Swine. Award can be received by an individual member or family. The selection committee will be appointed by the Advisory Council.

Judging Criteria may be as follows but not limited to:

1. Condition of pens or stalls:
 - a. No feed pans left in pens (exception: Poultry)
 - b. Bedding clean and dry
 - c. Pens and stalls cleaned daily
 - d. Equipment and feed area is clean
2. Conditions of aisle around pens:
 - a. Swept and free of trash at all times
 - b. Aisle sprinkled to keep dust down
3. Conditions of the animals at the Fair:
 - a. Animals are clean and properly fitted
 - b. Animals are properly trained
 - c. Animals must have no visual parasites
 - d. Animals are properly fed and watered
4. Conduct of the 4-H'er at the Fair:
 - a. Courteous and polite
 - b. Not involved with unethical practices
 - c. Cooperative at all times
5. Promoting 4-H to the public:
 - a. Stall cards, back drops, signs, etc.
 - b. Stall cards are available to 4-H'ers at the Fair Livestock Office.

An award will be given to the top individual or family in each species, to be presented at the Livestock Auction.

MENTAL ATTITUDE AWARD

Criteria for this award is as follows:

1. Must be a ten year Shelby county 4-H member enrolled and showing in at least one of the following species: beef cattle, dairy cattle, goat, sheep or swine.
2. This individual is courteous, polite, and cooperative to everyone within the 4-H program.
3. This individual goes out of their way to be helpful to others in the barns.
4. This individual shows good sportsmanship and is not involved in or with any unethical practices at anytime throughout the fair.

This award is to be selected by the superintendents of the four species listed above and the superintendent of livestock.

This award is to be selected by Thursday evening and is to be presented at the Shelby County Livestock Auction.

SHOWMANSHIP

SHOWMANSHIP PREMIUMS: \$2, \$1, \$1

1. Showmanship applies to the following projects: Beef Cattle, Dairy Goat, Dairy Cattle, Lama, Meat Goat, Rabbit, Pygmy Goat, Swine, Poultry, Sheep
2. Order of Show: To be determined by the Superintendent.

- SENIOR SHOWMANSHIP

4-H Exhibitors in Grades 8 and above (grade on January 1 of the current year. The winner will qualify for the Shelby Royal.

- JUNIOR SHOWMANSHIP

4-H Exhibitors in Grades 3 - 7 (grade on January 1 of the current year). Once an Exhibitor is the Junior Showmanship winner, he/she is only eligible to compete in Senior Showmanship. (No advancement to Senior in current year he/she wins Junior Showmanship.)

- NOVICE SHOWMANSHIP

(Optional) Open to any 4-H'er who has not exhibited in this 4-H project before and who has not reached his/her thirteenth (13th) birthday in the current calendar year. Novice winner will not move up in current year.

- An Intermediate Showmanship class might be added to a species if determined necessary by the Superintendent because of the number of participants.

3. Contestant must be enrolled in the project during the current year.
4. CONTESTANTS MUST SHOW THEIR OWN (owned or leased) ANIMAL. Once an animal is listed for a 4-H'er on the show bill, that animal cannot be transferred to or shown under another 4-H member's name. That animal must have been shown by the 4-H'er in a class at the Shelby County Fair.

SHELBY ROYAL

Date of Show: Wednesday evening, June 12, 2024, Show Barn at 7:30 p.m. (2023 winners compete in 2024)

The purpose of the Shelby Royal Showmanship Contest will be to determine an overall showmanship winner in six different livestock species. The Shelby Royal will be strictly a showmanship contest; grooming of animals will not be judged.

Participants: The Shelby Royal Committee will select the highest placing Senior Showmanship Winner in each of six species (Beef Cattle, Sheep, Swine, Goat, Dairy Cattle and Horse & Pony.).

Eligibility: Participants must be enrolled in a 4-H Livestock project and be of current 4-H membership eligibility and project exhibition eligibility in Shelby County during the year they qualify. If a 4-H member wins the right to participate in the Shelby Royal for more than one species in the same year, then he/she will have to represent their first qualifying species. Past winners of the Shelby Royal will not be eligible to compete in the Shelby Royal.

Any 4-H'er may decline to be in the contest. In this event, the next highest placing participant (first alternate) should be prepared to participate. Species Senior Showmanship Alternates are to be present and will be recognized at the Shelby Royal.

Order of Show (tentative): Swine, Horse & Pony, Goats, Sheep, Dairy Cattle, and Beef Cattle. Animals will be numbered and contestants will draw in advance for the animal they will be showing. Contestants will not enter the ring with their own animal but at the judges discretion the animals may be switched to their owner.

Ranking: Judges will rank the showmanship skills of the six individuals in each of the six animal categories. Rankings from the six species performance contests will be added to compute the overall Showmanship Royal winner.

Judging: As in any livestock judging contest, judges reserve the right to ask questions. Decision of the judges will be final. A species will be selected at random before the start of the contest to determine a winner in the event of a tie. The contestants involved in the tie will be placed accordingly of how they were placed in the selected species.

Awards: The Champion will be announced at the conclusion of the contest. Each of the six (6) participants in the Royal will receive a gift card. The overall winner will receive an extra gift card in recognition of his/her outstanding achievement.

Animals and Supplies: 4-H Beef Cattle, Sheep, Swine, Goat, Dairy Cattle, and Horse and Pony Superintendents, in cooperation with the Shelby Royal Committee, will assist with procuring animals and supplies needed for the competition. Each of the contestants will be provided with supplies and an animal to show.

Supervision of Contest: The Shelby Showmanship Royal Contest is under the direction of the Shelby Royal Contest Committee.

Shelby County Royal Showmanship Committee may consist of, and/or be assisted by Overall Livestock Superintendent, 4-H Beef, Dairy Cattle, Goat, Horse & Pony, Sheep, and Swine Superintendents. (Committee members are subject to change.)

The 4-H Advisory Council reserves the right to evaluate and amend these rules prior to the beginning of the calendar year of each County Fair.

ERIN O'NEILL MEMORIAL SCHOLARSHIP

This Scholarship will be given at the end of the Shelby Royal in memory of Erin O'Neill. Erin was a Mini 4-H'er and a ten year Shelby County 4-H member. Erin exhibited horses and also showed her collie Lucky in dog obedience and agility and also showed rabbits during her 4-H career. She showed at the Indiana State Fair as well as major Paint and quarter horse shows throughout the country. Erin's father Bo states that Erin had a passion for showing anything with four legs. Erin added to her showing accolades by winning the Shelby County Royal in 2011. The amount of this Scholarship is \$250.00.

Criteria:

- ◆ 4-H'er must be a contestant in the current Shelby Royal.
- ◆ 4-H'er must exemplify the characteristics and qualities of a young leader in our community.
- ◆ 4-H'er exhibits a positive and helpful attitude to others throughout the entire fair week.
- ◆ A 4-H'er may only win this Scholarship one time.

The Scholarship winner will be selected by a committee comprised of the 6 Livestock Superintendents (of the species in the Royal) and the Overall Livestock Superintendent(s).

LIVESTOCK AUCTION FOR 4-H ANIMALS

Thursday, June 13, 2024, 6:30 p.m.

1. 4--H Exhibitor may sell one (1) specie only
 - Steer
 - Market Lamb
 - Barrow
 - Grand Champion Dairy Milking Cow
 - Grand Champion Dairy Goat Milking Doe (Dairy Goat and Dairy Cattle entries will be a token container only.)
 - Grand Champion Rabbit Meat Pen
 - Grand Champion Poultry Meat Class
 - Goat Wether (Meat & Dairy)

If the Grand Champion Rabbit Meat Pen and/or Poultry Meat Pen choose not to sell, then the reserve grand champions can take their spot in the auction.

2. Order of sale will randomly be chosen by the computer within each species. A selling fee of \$10.00 will be collected by 4:00 p.m. May 15 (approximate amount - subject to change) to cover costs, including, but not limited to, advertising, transportation and check-off costs. A late fee of an additional \$50.00 will be charged for every animal entered in the auction after 4:00 p.m. May 15. Assigned sale number must correspond with correct show number.
3. The 4-H'er of each Grand Champion auction-eligible species may select when the Grand Champion shall be sold within its respective specie's sale grouping (for example, the 4-H'er may choose to sell their Grand Champion Steer as the second steer that passes through the auction). This privilege is extended only to the Grand Champion Animal and its owner and must be declared within 20 minutes of the specie's respective project show. The owner of the Grand Champion may defer this privilege to the Reserve Grand Champion if he/she decides to not enter their Grand Champion in the auction. Owners of a Grand Champion auction-eligible species may enter their Grand Champion winner even if the owner had already declared another project animal at the completion of another project show.
4. All 4-H members with auction eligible animals must report to the livestock office within 20 minutes following their show.
5. 4-H members will have the option to take their auction animals home versus putting it on the out truck. All 4-H'er's must declare all of their animals within 20 minutes of their livestock show for all species. Animals that are declared for home must be taken home. No exceptions. Animals declared for the out truck must be put on the out truck. No exceptions. 4-H'er's who fail to declare their animals after their respective project show are ineligible to participate in the auction. ***Please note:** There is not an out truck for beef animals. Beef exhibitors must still declare their animals within 20 minutes after their show whether or not they are in the auction.
6. Animals sold are ineligible to show in any other livestock/animal shows, including State Fair, and must be purchased for intended slaughter only.
7. The Sale Committee reserves the right to reject sick or low quality livestock.
8. The 4-H'ers will receive payment for the market value of market lambs, barrows, and goat wethers from the Sale Committee Treasurer if they elect to use the out truck. Payment for the amount bid over the market value will come directly from the buyer(s). If payment is not received within a reasonable time, contact a member of the Livestock Sale Committee.
9. 4-H member must sell his/her own animal unless approved by the Livestock Superintendent. In an animal-less auction, you must be there to represent your own animal.

- 10.4-H members must be in position to sell when their number is called.
11. Any withdrawals cannot be reinstated in the sale.
12. ALL SALES of animals are final, as designated in the ring. No changes are permitted after animal leaves ring.
13. At the completion of the 4-H project show, the Exhibitors for Barrows, Beef, Sheep, and Meat Goats will have twenty (20) minutes to indicate which animal they are selling. At the completion of the 4-H project show, the qualified representatives of Dairy Cattle, Dairy Goat, Rabbit Meat Pen and Poultry Meat Class 4-H Shows will have twenty minutes to pay sale fee to indicate intent to enter the auction. NO EXCEPTIONS!
14. Bidders will bid a flat dollar amount. Bidding will NOT be on a per pound basis.
14. **There will be a rules guideline briefing for the participants in the auction 10 minutes before the sale starts. This is a required meeting.**

Inappropriate actions at the livestock auction may result in forfeiting any auction moneys.

Order of Auction:

Sheep & Meat/Dairy Goat Wethers will always sell in the middle and Beef and Barrows will rotate between beginning and following the sheep. Rabbit and Poultry will rotate with Dairy and Dairy Goat to sell prior to sheep and Meat Goat Wethers.

Order of 2024 Auction - Barrows
 Rabbit
 Poultry
 Sheep
 Goat Wether (Dairy or Meat)
 Beef
 Dairy Cow
 Dairy Goat

Livestock Sale Committee:		Weigh Master	Gary Lemmons
President:	J R New	Auctioneer	Kent Nigh
Secretary		Chamber of Commerce	
Treasurer	Doug Kuhn	Farm Bureau, Inc.	Megan Platt
Sales Manager	Darrell Linville	4-H Advisory Council	Amanda Gosser

For Animal Health Requirements for Exhibition of Domestic Animals in Indiana please go to www.in.gov/boah.

If at anytime the safety of a 4-H member or 4-H animal is considered to be in jeopardy, the Shelby County Extension Director, under the authority of Purdue University, has the final decision on what action should be taken. This includes things such as weather conditions, disease, etc.....

4-H BEEF

ALL 4-H GENERAL LIVESTOCK/ANIMAL RULES SHALL APPLY!

Show: Monday, June 10, 2024– 3:30 p.m.

Workshop: Sunday, June 11, 2023, 5:00 p.m.

4-H BEEF IDENTIFICATION

Beef and Dairy Steer ID Date: March 9, 2024, 8:00 a.m. - 10:00 a.m. at the fairgrounds.

Snow date: March 30, 2024

- All Beef must have an RFID tag. 4-H'ers having state fair entry animals must come to the Extension Office to get this before May 15th for enrollment.
- One RFID tag per market animal per family. Copies of the registration papers may be attached to insure accuracy.
- Please bring registered heifers needing RFID tags along with commercial heifers and steers to the ID day. If registered heifers are not tagged in Feb-March, they must be done on the feeder calf ID day. NO EXCEPTIONS

Feeder Calf ID Date: May 6, 2023 8:00 a.m. -10:00 a.m.

Beef will be released on Thursday, June 13, 2024. Clean up is scheduled from 8-10 am and you must be out and cleaned up by 12 noon. Requests for early 4-H livestock project release or late 4-H livestock project arrival will be handled by the Overall Livestock Superintendents, Species Superintendent and the 4-H Educator on a case by case basis. Requests must be submitted in writing and received in the County Extension Office 2 weeks before the fair starts. No exceptions.

4-H BEEF ENTRY RULES

1. **4-H ONLINE** -- Livestock must be owned by or leased (county exhibition only) and in possession of the 4-H member by May 15th. Market Steers, Commercial (Crossbred) heifers need to attend March Beef Identification Day to participate in Rate of Gain Contest (ear tags). **This pertains to ALL 4-H Beef Exhibitors for County and State Fair.** If the same steer is enrolled by more than one 4-H member (brothers and sisters), only one RFID tag from that steer needs to be submitted along with the family's beef enrollment forms. All Beef & Dairy Steers must be enrolled in 4-H Online by May 15th. DNA samples must also be turned in by May 15th for State Fair exhibitors.
2. **SHELBY COUNTY FAIR ENTRY** -- All County 4-H Exhibitors must enter your Beef in their classes in the Fair Entry online program by May 21.
3. **PEN RESERVATION** - All county 4-H Exhibitors must also complete a Shelby County Pen Reservation Form, and return to the Shelby County Extension Office. Forms are due by May 15. There will be NO entries accepted after May 15th.
Shelby County Extension Office
20 W Polk Street, Suite 201
Shelbyville, IN 46176
4. **STATE FAIR ENTRIES** – Pre-entry is required on the State Fair Enrollment website. You must have turned in DNA samples of hair by May 15th and must have an RFID tag.

4-H BEEF HEALTH/SAFETY REGULATIONS

1. Refer to 4-H General Livestock/Animal rules.
2. ALL 4-H beef animals must be polled or dehorned. This County Fair policy is for the protection and safety of other animals, Exhibitors, and fair visitors.

4-H BEEF CLASS INFORMATION

1. 4-H Beef members may enroll and show no more than two feeder calves, six heifers, and six steers, but cannot enter more than two animals in any one class.
2. There will be a 4-H class offered for all recognized breeds of beef cattle, regardless of how many animals are entered and exhibited.
3. Any animals showing as 4-H purebred breeding animals in Beef must have breed registration papers available for inspection by 4-H superintendents before Beef show; entry blanks must carry registration number for each entry.
4. Definition of a purebred steer: An animal sired by a registered sire and from a registered dam of the same breed; all others are considered crossbred. Registration number of sire and dam should be available, or registration paper on steer should be available. All Angus, Chianina, Red Poll and Shorthorn steers shown in the State respective breed shows must be registered and have valid registration certificates from their national registries when animals are weighed and papers checked at State Fair.

5. The Beef Commercial Crossbred Heifer class shall consist of heifers that do not have purebred registration papers, or are a cross between Beef breeds of cattle.
6. Beef animals will show in alternating breeds following the section numbers listed in the catalog.
7. Steer classes will be determined after Weigh-In by the 4-H Beef Superintendent. Registered and crossbred steers shall not exceed ten (10) in any one class.
8. **All champion steers in the Grand Champion Drive will be re-verified if requested by the Superintendent. The third place animal will be designated by the judge and given to the Superintendent in a sealed envelope.**

SHOW GUIDELINES:

1. PREMIUMS: \$6, \$5, \$4, \$3, \$2; Participation \$1
2. SHOWMANSHIP PREMIUMS: \$2, \$1, \$1
3. WEIGH-IN Mandatory for all steers and commercial heifers. See Livestock/Animal Schedule for times. NO EXCEPTIONS!
4. ORDER OF SHOW-- Feeder Calves, Beef Heifers, Market Steers. BREEDING ANIMALS/STEER shall follow this order: Angus, Belted Galloway, Charolais, Chianina & Chi

4-H FEEDER CALF CLASS RULES:

- Calves selected will be male calves of any dairy breed, beef breed, or cross breed; will be born between January 1 and April 15 of the current project year.
- All calves must have been enrolled on the official 4-H enrollment form and be under the care of the 4-H member by May 15 of the current project year. Calves must be identified by official 4-H ear tags.
- All calves must be dehorned and castrated.
- Calves will be weighed at the fair prior to the show and divided into appropriate classes as determined by the project leader. Calves weighing over 650 pounds will be shown in the Beef Show as lightweight steers.
- Calves will be shown according to the beef showmanship style.
- **ALL** Calves will be shown by weight divided at fair time.
- Judging Criteria:
 - General condition and health of the animal
 - Knowledge of the 4-H'er in caring for his/her calf
 - Knowledge of the completed project record sheet
- Calves will not be eligible for the 4-H auction.

4-H FEEDER CALF CLASS SECTIONS:

1. Feeder Calf

4-H BEEF HEIFER CLASS SECTIONS:

ALL BREEDS (except Crossbred) will be shown by breed divided at Fair time.

2. Junior Heifer Calf, Jan. 1 - March 31, current year.
3. Winter Heifer Calf, November 1—December 31, previous year
4. Senior Heifer Calf, September 1 - October 31, previous year
5. Late summer yearling Heifer, July 1 - August 31, previous year
6. Early Summer Yearling Heifer, May 1 - June 30, previous year
7. Spring Yearling Heifer, March 1 - April 30, previous year
8. Junior Yearling Heifer, January 1 - February 28, previous year
9. Senior Yearling Heifer, September 1 - December 31, two years previous
10. Commercial Crossbred Heifers (shown by weight)
11. Champion and Reserve Champion Female, (Section 2- 9)
12. Grand Champion and Reserve Grand Champion Female overall breeds

4-H BEEF MARKET STEER SECTIONS:

ALL steers must have been born on or after January 1 of previous year. **ALL BREEDS** will be shown by weight and by breed divided at Fair time.

4-H SHOWMANSHIP:

See SHOWMANSHIP Section of this Handbook for rules.

4-H MARKET STEER RATE OF GAIN SECTION:

All beef steers (all breeds) and dairy beef steers (all breeds) will be weighed at March Identification Day of current year, then weighed again at the official Weigh-In during the County Fair. Weight per day of age will be calculated from these two weights. Three placings will be awarded: First (1st), Second (2nd), and Third (3rd), with First (1st) place receiving Champion and a plaque. (No premiums on this class.)

4-H CAT

ALL 4-H GENERAL LIVESTOCK/ANIMAL RULES SHALL APPLY!

Show: Sunday, June 9, 2024 @ 1:30 p.m. (Showmanship written tests begin at 1:00 p.m.)

Workshops: Wednesday, March 6, 2024 @ 6:30 p.m. in Brinson Building

Wednesday, May 1, 2024 @ 6:30 p.m. in Brinson Building

Workshops will be at the Brinson Building at the fairgrounds.

PREMIUMS: \$2, \$1.50, \$1.25; Participation \$1 SHOWMANSHIP PREMIUMS: \$2, \$1, \$1

4-H CAT ENTRY RULES

1. OWNERSHIP - Each member must be enrolled in the 4-H cat project. For leased animals, a completed, signed lease (county only) form must be turned in to the Shelby County Extension Office by May 15. There will be NO entries accepted after May 15th.
2. SHELBY COUNTY FAIR ENTRY - All County 4-H Exhibitors must enter your Cat in their classes in the Fair Entry online program by May 21.
3. Each 4-H member may show only his or her own or family cat for state fair eligibility. However, they may lease a cat and show it at the county level only.
4. A 4-H cat member may show as many as two (2) cats, as long as the animals are in different classes.

4-H CAT HEALTH/SAFETY REGULATIONS

Refer to 4-H General Livestock/Animal rules. Also:

1. All cats will travel to and from the show in a carrier. A cage will be provided for benching while at the fair. Cats must remain in the cage, except when showing or for last minute grooming. Bring your own show drapes (such as towels, curtains, etc.), litter box, and litter.
2. Each cat must have nails clipped prior to show.
3. No cat shall be de-vocalized.
4. Each cat must be accompanied by a certificate of vaccination, signed by a licensed veterinarian indicating the cat(s) have been vaccinated for pneumonitis, feline panleukopenia, calicivirus, feline rhinotracheitis, leukemia and rabies. Vaccinations must be given at least 2 weeks prior to and within one year of the show date.
5. Animal must be free from internal and external parasites; 4-H member must have veterinary receipt for verification.
6. Animal may be neutered.
7. Pregnant or lactating female cats will not be permitted to show.

4-H CAT CLASS INFORMATION

1. To be eligible to be shown, the cat must be at least four (4) months of age by the day of the show.
2. The cat may be either a purebred or a household pet. Cats do not need to be registered or pedigreed in order to enter.
3. The judge retains the right to choose the cats for the final judging consideration. Cats in the final elimination class may or may not have won their individual classes.

4-H CAT SHOW/EXHIBITOR INFORMATION

1. Cats must be checked in during the official check-in time, which will begin one-half hour prior to show time.
2. If you are not participating in the cat cage contest, the cat cages **must** be covered on 3 sides of the cage, the back and the 2 sides. This is done to block the cat's view of their neighbor during the show.
3. The cat must be fed and cared for by the 4-H member.
4. No cats will be left overnight at the show. No cat is to be unattended at any time.
5. During judging, the cat will be removed from its cage, and the 4-H member will stay and watch his or her cat being judged. The 4-H'er will then return the cat to its cage. If the cat is not on the judging table at the time the class is judged, the cat will not be judged.
6. Each cat shall be restrained by its owner. NO collar or leash is permitted on the cat during the time of judging.
7. 4-H Cat Exhibitors must assist in tear-down of cages prior to leaving the fairgrounds.

4-H ASSISTANT SHOWMAN

Each 4-H member is expected to exhibit his/her own animal at the Cat Show. In case of unusual circumstances or hardship, another Shelby County 4-H Member may show the cat.

4-H CAT CLASS SECTIONS:

KITTEN (four to eight months):

1. Short Hair Male
2. Short Hair Female
3. Long Hair Male
4. Long Hair Female

CAT (over eight months):

5. Short Hair Male
6. Short Hair Female
7. Long Hair Male
8. Long Hair Female

4-H SHOWMANSHIP:

- 4-H'er will be in the same age category as they were in for the cat show
- Showmanship/knowledge will be judged by two parts—a written test and an evaluation by the judge. Scores will be combined to select a champion and reserve from each division. A grand and reserve grand will be selected from the division champions.
- Questions for the written test will be taken from the cat project books. Junior: "Purr-fect Pals!", Intermediate: "Climbing Up" and Senior: "Cat Connections, Your Cat and You."
- Judging scores will be done during the show. The judge will score on how you handle your cat, how well it is presented (grooming) and your overall general knowledge of cats.

4-H CAT CAGE CONTEST

This contest is optional. The work for this contest must be done at the Cat Show site, solely by the 4-H Cat project member. The cage is to be covered on three (3) sides, with top optional. Size of the cage will be determined at a later date. Decorations may only be used one year. You must change your decoration ideas each year. If you repeat your decorating, your cage will be disqualified. The 4-H member can choose whatever theme they want

Judging is based on:

1. Color coordination
2. Originality/imagination
3. Overall theme
4. Appropriateness to theme. Exhibitors must post theme name on cage.

4-H CAT COSTUME CONTEST

This contest is optional (no premiums). The work for this contest must be done at the Cat Show site, solely by the 4-H Cat project member. Some cats won't appreciate being dressed up and if this is the case, we do not want anyone scratched, etc. so if this is the case please do not consider doing this optional contest. It is a good idea to practice dressing up your cat at home to get your cat used to it.

Judging is based on:

1. Color coordination
2. Originality
3. Overall theme

STATE FAIR 4-H EXHIBITORS INFORMATION

4-H Members who own their own animal may participate in the State Fair 4-H Cat Show. This does not include the leased animals. Contact the Shelby County Extension Office for details.

4-H DAIRY CATTLE

ALL 4-H GENERAL LIVESTOCK/ANIMAL RULES SHALL APPLY!

ANIMAL OWNERSHIP FORM IS DUE ONLINE BY MAY 15.

Show: Monday, June 10, 2024 at 9:00 a.m.

Check-In: Sunday, June 9, 2024 12 noon - 2 pm

Option: Milking animals may come Monday, June 10, 2024 and must be stalled by 8 am.

PREMIUMS: \$6, \$5, \$4, \$3, \$2; Participation \$1 SHOWMANSHIP PREMIUMS: \$2, \$1, \$1

Dairy cattle - Milking animals will be released on June 10th after the show. All others will be released on Thursday, June 13, 2024. Clean up is scheduled from 8-10 am and you must be out and cleaned up by 12 noon. Requests for early 4-H livestock project release or late 4-H livestock project arrival will be handled by the Overall Livestock Superintendents, Species Superintendent and the 4-H Educator on a case by case basis. Requests must be submitted in writing and received in the County Extension Office 2 weeks before the fair starts. No exceptions.

4-H DAIRY CATTLE ENTRY RULES:

1. All Dairy animals must have an RFID tag. Plus Dairy steers must have a county tag in addition to the RFID tag.
2. Co-enrollment of animals among siblings is allowed. Registration papers may be attached to insure accuracy.
3. **4-H ONLINE** -- All dairy animals must be owned or leased by and in possession of the 4-H member by May 15. All non-registered Dairy Animals to be shown at the Shelby County Fair must have a permanent identification on or before May 15 by Extension Office Staff and Superintendents. For any member who leases dairy cattle, lease agreements must be turned in by May 15. **This pertains to ALL 4-H Dairy Exhibitors for County and State Fair.** All 4-H Dairy Cattle Exhibitors must identify their Dairy Cattle in the 4-H Online website by May 15. DNA samples must also be turned in by May 15th for State Fair Exhibitors
3. **SHELBY COUNTY FAIR ENTRY** -- All County 4-H Exhibitors must enter your Dairy Cattle in their classes in the Fair Entry online program by May 21. All county 4-H Exhibitors must also complete a Shelby County Pen Reservation Form, and return to the Shelby County Extension Office. Forms are due by May 15. There will be NO entries accepted after May 15th.
4. **STATE FAIR ENTRIES** – Pre-entry is required by June 1 on the State Fair entry website. DNA Samples must be turned in to the Shelby County Extension Office by May 15th.

4-H DAIRY CATTLE HEALTH/SAFETY REGULATIONS:

Refer to 4-H General Livestock/animal rules

4-H DAIRY CATTLE CLASS INFORMATION

1. Dairy Cattle Members may enroll and show no more than twelve (12) head, but cannot enter more than two animals in any one class.
2. All registered Dairy animals must have registration papers available for inspection upon request from the 4-H Superintendent.
3. There will be a 4-H Class offered for all recognized breeds of Dairy Cattle.

ORDER OF SHOW:

Ayrshire, Brown Swiss, Guernsey, Holstein, Jersey and Milking Shorthorn. Grades and Purebred will show together.

4-H DAIRY CATTLE FEMALE SECTIONS:

Sec #

1. Spring Heifer Calf, March 1, 2024 - May 15, 2024
2. Winter Heifer Calf, December 1, 2023- February 28, 2024
3. Fall Heifer Calf, September 1 - November 30, 2023
4. Summer Yearling Heifer, June 1 - August 31, 2023
5. Spring Yearling Heifer, March 1 - May 31, 2023
6. Winter Yearling Heifer, December 1, 2022- February 28, 2023
7. Fall Yearling Heifer, September 1 - November 30, 2022 (If an animal is in milk, they must show as a two (2) year old.)
8. Junior and Reserve Junior Champion (Sections 1, 2, 3, 4, 5, 6, and 7)
9. Cow, two (2) years and under three (3), September 1, 2021 to August 31, 2022
10. Cow, three (3) years and under four (4), September 1, 2020 to August 31, 2021
11. Cow, four (4) years and under five (5), September 1, 2019 to August 31, 2020
12. Cow, five (5) years and over, prior to August 31, 2019
13. Senior and Reserve Senior Champion (Sections 9, 10, 11 and 12)
14. Grand Champion and Reserve Grand Champion (Sections 8 and 13)
15. Supreme Champion Female
16. Best Bred and Owned in Shelby County (This will be a lead out class open to any 4-H heifer or cow bred in Shelby County. Each 4-H'er will be allowed to show one animal in the class. Registration papers must be brought to the ring with the 4-H'er to verify breeder.)

4-H DAIRY CATTLE STEER SECTIONS:

All 4-H Dairy Steers are entered and judged as 4-H Beef Cattle. 4-H members should enroll in Beef project. Refer to 4-H BEEF rules.

4-H DOG

ALL 4-H GENERAL LIVESTOCK/ANIMAL RULES SHALL APPLY!

DOG OWNERSHIP OR LEASE (SHOWN AT THE COUNTY ONLY) FORM MUST BE TURNED IN TO THE SHELBY COUNTY EXTENSION OFFICE BY THE START OF THE DOG WORKSHOPS. SHELBY COUNTY 4-H DOG ENTRIES MUST BE MADE BY MAY 21ST IN THE FAIR ENTRY ONLINE PROGRAM TO BE ELIGIBLE TO SHOW AT THE SHELBY COUNTY FAIR.

Show: Obedience, Showmanship & Agility - Saturday, June 8, 2024- 9:00 a.m.

Meetings: There will be an initial meeting on February 19th starting at 6:00 pm in Brinson Hall at the Shelby County Fairgrounds. This will be a **NO DOGS** meeting.

*Practices will begin on Monday March 4, 2024 and continue every Monday (with the exception of April 8th) until the Dog Show. The times will be 6:00-8:00 pm. Meetings thru April 1st will be in the Brinson Building and after that will be in the Cattle Barn. Monday, June 3rd will be a practice show in the Cattle Barn FYI - Saturday, April 13th has been set aside as a clean up and equipment set up day at the Cattle Barn. More details to come and all are welcome to come and volunteer!

PREMIUMS: \$6, \$5, \$4; \$3, \$2, Participation \$1.00 Ribbons will be awarded based on points earned. Showmanship Premiums: \$2, \$1, \$1

Terms and Conditions

1. Dogs showing in Agility are required to also show in Obedience.
2. The Dog project will follow Indiana State Fair rules and regulations concerning equipment and guidelines used in each division. Agility regulations not covered by the State Fair rules will be based on the regulations of the United Kennel Club.
3. All agility work will be done on a flat, buckle collar (no choke chains). Beginning Level A must use a 6 foot lead but all other divisions will work off-lead.
4. Scoring will be based on the UKC rules, starting with 200 points and subtracting Performance Faults based on a set Course Time. Time fault for course time exceeding the set time will be deducted.

4-H DOG ENTRY RULES

1. All 4-H handlers are suggested to attend a minimum of half of the scheduled dog workshops. It is the 4-H member's responsibility to keep the leaders informed if you have a conflict in attending workshops. Dog Fun matches may be substituted for workshops.
2. 4-H'ers must have an adult present during the workshops.
3. A handler may show two (2) dogs at the Shelby County Fair and the dogs must be in different obedience classes.
4. Dogs must be owned by the handler or his/her family in order to qualify to show at State Fair. However, handler may train and show – at county level only – a dog not owned by his/her family.
4. The Shelby County Dog Class Entry must be made by May 21 in the Fair Entry online program to be eligible to show your dog. There will be NO entries accepted after May 21st.
5. After May 15, handler may not make a change in show animal or class. However, if a handler's dog is injured, killed, physically unable to show, or removed from the class by the leader after May 15, the handler will be allowed to train and show another animal if he/she desires.

4-H DOG HEALTH/SAFETY REGULATIONS

1. Refer to 4-H General Livestock/Animal Rules. Also:
2. No dog which is exhibiting any symptoms of any communicable disease may be shown.
3. **All dogs must be accompanied by 4-H 671 Certificate of Vaccination, signed by a licensed, accredited veterinarian indicating the dogs have been vaccinated for rabies, distemper, hepatitis, leptospirosis, parvovirus, and bordetella -- all within one (1) year of the date of exhibition.** Certificate must be submitted to Dog Project Leaders by the first night the dog is in attendance in training.

4. All dogs three (3) months of age and over must be vaccinated for rabies by a licensed, accredited veterinarian within one (1) year of exhibition; **a copy of the Rabies Immunization Certificate provided by your veterinarian must accompany the 4-H 671 certificate of vaccination at check in.**
5. Certain required vaccinations have not been proven effective in wolf-hybrids, therefore, because wolf-hybrids cannot meet the vaccination requirements of the Indiana Board of Animal Health, wolf-hybrid dogs cannot be shown in the 4-H Dog Program
6. Dogs must be cared for by the 4-H member on a regular basis.
7. No dog is to be left unattended at any time.
8. The Project Leader, Superintendent, and Assistant Superintendent have the right to

Indiana 4-H Aggressive Dog Policy

The safety and well-being of 4-H members and volunteers is a primary concern with all Indiana 4-H Program opportunities. Families should err on the side of caution in selecting a dog for the 4-H member to exhibit. A dog that has a known history of aggression or biting is not appropriate for involvement in the 4-H Program. On occasion, the 4-H member may have difficulty managing their dog within the 4-H Program. The following guidance has been provided for the Indiana 4-H Dog Program as the owner/exhibitor of the dog bears responsibility for the dog's actions. In the subsequent policy, the term "4-H Dog Personnel" will include County 4-H Volunteers, County Extension Educators, State 4-H Staff and appropriate County and State Fair Directors.

A dog that bites a human or another dog at any 4H Dog Event must be immediately removed from that event by the 4-H member and will subsequently be excused from the 4-H Program. The member should be directed by a 4-H Dog Personnel on-site to remove the dog if the member does not do so willingly. If a determination is made by the 4-H Dog Personnel that a dog bit in self-defense, it may be allowed to remain at the 4-H Dog Event.

Dogs that display other signs of aggression, including but not limited to barking and standing ground, growling, lunging and snapping will be given one verbal warning. They will be removed from the event after the second violation at the same event. To be removed from a 4-H Dog Event, there must be two violations at the same event.

Any dog that is removed from a 4-H Dog Event due to aggressive behavior will be placed on probation for 2 weeks. Written notification of the probation will be given to the 4-H member. The 2-week period will start upon written notification to the 4-H member. While on probation, the 4-H Dog Personnel and the 4-H member and parents will work together to determine the best course of action for the dog. This may include (but is not limited to) working individually with the dog and 4-H member, asking the 4-H member to use a different dog or having the 4-H member attend events without their dog. At the end of the designated probation period, 4-H Dog Personnel will make a determination regarding the dog's return to 4-H Dog Events.

Dogs that are removed from a 4-H Dog Event twice will be immediately excused from the 4-H program and will not be allowed to re-enter. Excusing a dog from the 4-H Program is rare but could be necessary for the safety of 4-H members, volunteers and other participating dogs. Should a dog be excused from the program it must be remembered that the action is against the dog and not the 4-H member. 4-H Dog Personnel should look at many solutions and encourage the 4-H member to attend classes without their dog while training it at home or potentially bringing another dog to 4-H events. 4-H members will always be welcome in every other part of the dog project.

In the event that a dog is removed from a 4-H Dog Event or excused from the 4-H Program, 4-H Dog Personnel should report such to the State 4-H Office so that the information is available to all county 4-H dog programs and the Indiana State Fair.

4-H DOG OBEDIENCE SECTIONS:

Class 1A - Not Repeatable

For 4-H members with no previous formal training experience with a dog that has received no obedience training prior to October 1. Exercises: heel on leash; Figure 8 on leash; Sit for Exam on leash; Sit Stay on Leash-30 seconds; Recall on Leash (no finish)

Class 1B - Repeatable for exhibition only

For 4-H members with previous dog training experience with a new untrained dog; or for 4-H'ers with no experience whose dog has had training; or for 4-H'ers and dogs with previous training experience, including showing in 1A; or for 4-H'ers with no experience whose dogs have had training that disqualifies them for 1A. Exercises: Heel on Leash, Figure 8 on Leash; Stand for Exam on Leash; Recall on Leash; Down Stay (Walk Around Ring); Sit Stay (Get Your Leash)

Class 2A - Not repeatable with the same dog except for exhibition only

Exercises: Heel on Leash, Figure 8 on Leash, Stand for Exam off Leash; Heel Free; Recall off Leash; Sit Stay (Get Your Leash); 1-minute Sit Stay on Leash (group), and 1 minute Down Stay on Leash (group).

Class 2B - May repeat until ready to move up.

Exercises: Heel on Leash, Figure 8 on Leash; Stand for Exam off Leash, Heel Free; Drop on Recall; Sit Stay (Get Your Leash); Sit Stay 1 minute on Leash (group); Down Stay 1 minute on Leash (group)

Class 3A - Not repeatable with the same dog except for exhibition only

Exercises: Heel Free, Figure 8 off Leash; Stand for Exam off Leash; Dumbbell Recall, Drop on Recall; Stand Stay (Get Your Leash)

Class 3B - May repeat until ready to move up

Exercises: Heel Free, Figure 8 off Leash; Stand for Exam off Leash; Retrieve on Flat; Drop on Recall; Stand Stay (Get Your Leash)

Class 4A - Not repeatable with the same dog except for exhibition only

Exercises: Heel Free, Figure 8 off Leash; Retrieve on Flat; Dumbbell Recall over High Jump; Recall over Broad Jump; Command discrimination (stand-sit-down)

Class 4B - May repeat until ready to move up.

Exercises: Heel Free, Figure 8 off Leash; Retrieve on Flat; Retrieve over High Jump; Broad Jump; Command Discrimination (stand-down-sit)

Class 5A - Not repeatable with the same dog except for exhibition only

Exercises: Hand Signals (and voice); Directed Retrieve (2 gloves); Retrieve over High Jump; Broad Jump; Moving Stand and Exam.

Class 5B - May repeat until ready to move up

Exercises: Hand Signals; Directed Retrieve; Retrieve over High Jump; Broad Jump; Moving Stand and Exam

Class 6A - Not repeatable with the same dog except for exhibition only

Exercises: Hand Signals; Scent Discrimination (1 retrieve); Directed Retrieve; Moving Stand and Exam; Go Out; Directed Jumping (1 jump)

Class 6B - May repeat

Exercises: Hand Signals, Scent Discrimination (2 retrieves); Directed Retrieve, Directed Jumping (2 jumps); and Moving Stand & Exam.

Veterans -

For 4-H members whose dogs are at least 7 years-old or are physically challenged. The dog must have completed at least class 2B in previous years. Dogs who are physically challenged must be accompanied by a letter from a veterinarian stating that the dog is unable to perform jumping and/or retrieving exercises. A dog may not be shown in any other obedience class at the Indiana State Fair Dog Show once they have competed in the Veteran's Class. Exercises: Heel Free; Figure 8 off Leash; Stand for Exam off Leash; Recall off Leash, Stand Stay (Get your Leash)

Class Service Dog A

For 4-H'ers with no previous service dog training experience; or for 4-H'ers with no experience with their personal service dog.

Class Service Dog B

For 4-H'ers with previous service dog training experience (4-H or otherwise); or for 4-H'ers with previous training experience with their personal service dog.

4-H DOG SHOWMANSHIP SECTIONS:

7. **Junior Showmanship**-For Any 4-H member who is in the 3rd, 4th and/or 5th grades on January 1 of the current year. Once you have won Junior Showmanship, you are eligible to compete in intermediate or senior showmanship in subsequent years.
8. **Intermediate Showmanship**-For any 4-H member who is in the 6th, 7th, and/or 8th grades on January 1 of the current year. Once you have won the intermediate showmanship you must compete in the senior division in future years.
9. **Advance Showmanship**-For any 4-H member in the 9th grade and/or above on January 1 of the current year.

4-H DOG AGILITY SECTIONS:

Beginning Class A - Not repeatable

Teams in which neither the 4-H member nor dog have previously participated in agility. The course is run on leash. The team must use a 6-foot leash

Beginning Class B - The dog should repeat Beginning B until it can perform intermediate level work.

Teams in which either the 4-H member or dog has previously participated in agility. The 4-H member may have participated with another dog, or the dog may have participated with another 4-H member. The course is run off leash.

Intermediate Class A - This class is not repeatable

4-H member has not previously participated in Intermediate Agility in a previous year. The course is run off leash

Intermediate Class B - The dog should repeat Intermediate B until it can perform Advanced-level work.

4-H member has participated in Intermediate Agility with the current dog or a different dog in a previous year. The course is run off leash.

Advanced Class A - This class is not repeatable.

4-H member has not participated in Advanced Agility in a previous year. This course is run off leash.

Advanced Class B - The dog should repeat Advanced B until it can perform Excellent-level work

4-H member has participated in Advanced Agility before, with the current or a different dog in a previous year. The course is run off leash.

Class Excellent

For 4-H members and dogs exhibiting more advanced handling skills over the same obstacles as those in the Advanced classes. The course is run off leash.

Each class offers five divisions based on the dog's height at the withers. The dog's height is measured from the top of the withers straight to the ground while the dog is standing normally and not leaning or crouching.

- 4 Inches: For dogs 11 inches and under at the withers.
- 8 Inches: For dogs over 11 inches and including 14 inches at the withers.
- 12 Inches: For dogs over 14 inches and including 18 inches at the withers.
- 16 Inches: For dogs over 18 inches and including 22 inches at the withers.
- 20 Inches: For dogs over 22 inches at the withers.

Dogs are measured by the dog club leaders at the beginning of the year and may be re-measured before the county show to verify accuracy of the previously measured height. Pause Table will be the hurdle height for each division.

4-H GOAT

ALL 4-H GENERAL LIVESTOCK/ANIMAL RULES SHALL APPLY!

ANIMAL OWNERSHIP FOR DAIRY, MEAT GOATS & PYGMY GOATS MUST BE DONE ONLINE BY MAY 15.

Show: Wednesday, June 12, 2024 – Dairy & Utility—8:00 a.m.

Pygmy & Meat—1:00 p.m.

Meat Goat ID Date: May 4, 2024, 8:00 p.m. - 10:00 a.m. at the fairgrounds.

4-H member must pre-enter for all classes. See ENTRY RULES below in regards to Goat Kids.

PREMIUMS: \$6, \$5, \$4, \$3, \$2; Participation \$1; SHOWMANSHIP PREMIUMS: \$2, \$1, \$1

Goats will be released on Thursday, June 13, 2024. Clean up is scheduled from 8-10 am and you must be out and cleaned up by 12 noon. Requests for early 4-H livestock project release or late 4-H livestock project arrival will be handled by the Overall Livestock Superintendents, Species Superintendent and the 4-H Educator on a case by case basis. Requests must be submitted in writing and received in the County Extension Office 2 weeks before the fair starts. No exceptions.

4-H GOAT ENTRY RULES

- 1. 4-H ONLINE** -- Animals must be owned by or leased (county exhibition only) and in possession of the 4-H member by May 15 of current year and identified by a tattoo or tag. Lease papers are due in the Shelby County Extension Office by May 15. 4-H members who expect to exhibit Goat Kids which will be born after May 15 must register the dam with the Shelby County Extension Office by May 15. **This pertains to ALL 4-H Goat County and State Fair Exhibitors.** Meat Goat Wethers and Meat Goat unregistered does must be tagged at ID Day. Unregistered Meat Goat Does are only eligible to be shown at the County show. All 4-H Goat Exhibitors must identify their goats on the 4-H Online website by May 15.
- 2. SHELBY COUNTY FAIR ENTRY FORM** -- All County 4-H Goat Exhibitors must enter your Goats in their classes in the Fair Entry online program by May 21. All county 4-H Exhibitors must also complete a Shelby County Pen Reservation Form, and return to the Shelby County Extension Office. Forms are due May 15. There will be NO entries accepted after May 15th. DNA Hair Samples for State Fair Entry are due by May 15th.
- 3. STATE FAIR ENTRIES** – Pre-entry is required for Dairy Goat, Pygmy Goats and Boer (Meat) Goats. This must be done online through the Indiana State Fair website.
- 4. ALL Dairy Goat Wethers and Meat Goat Wethers must be weighed at check-in/weigh-in at the fair.** DNA Hair Samples for Meat Goats must be turned in by May 15th.

4-H GOAT HEALTH/SAFETY REGULATIONS

Refer to 4-H General Livestock/Animal rules. Also:

- Each goat must have a collar and tie chain available. Pinch collars will be allowed for meat goats **only**.
- Dairy goats with horns are not permitted. This County Fair Policy is for the protection and safety of other animals, Exhibitors and fair visitors. Buttons and scurs of 1" or less will be permitted. Decisions of the Goat Superintendents and/or Livestock Superintendent are final.
- Pygmy goats may be shown with or without horns.
- Any Goat Wether showing evidence of testicular tissue is ineligible to be shown in the 4-H Goat show.

4-H GOAT CLASS INFORMATION

- Any animal being shown as a 4-H purebred breeding animal in Dairy Goats must have registration papers available for inspection by the 4-H Superintendent(s) before the show; Pen Entry Blanks must carry Registration Numbers.
- Definition of a purebred Dairy Goat: an animal sired by a registered sire and from a reg-

istered dam of the same breed; all others are grade.

3. There will be a 4-H class offered for all recognized breeds of dairy goats, regardless of how many animals are entered and exhibited.
4. A maximum of two (2) breeds in Dairy may be shown by an Exhibitor.
5. An Exhibitor is limited to a maximum of two (2) entries per class and a total of twelve (12) animals in Dairy Goat. An Exhibitor is limited to a maximum of two (2) entries per class and a total of twelve (12) animals in Pygmy Goat. An Exhibitor is limited to a maximum of two (2) entries per class and a total of twelve (12) animals in Meat Goat.
6. Age of animal shall be computed from actual date of judging.
7. There will be no Bucks allowed in the Goat show.
8. All goats competing for championship honors that are milked may be required by the judge to be milked before making final placings.
9. It is suggested that the Exhibitor wear long, dark slacks (no shorts) and a white shirt or an all white outfit to exhibit goats.

4-H DAIRY GOAT SHOW

ORDER OF DAIRY GOAT SHOW:

French Alpine, LaMancha, Nubian, Oberhasli, Recorded Grade, Saanen, and Toggenburg (and all other registered animals). Unregistered animals will show in All Other Breeds.

4-H DAIRY GOAT WETHER SECTIONS:

Sec

1. Junior Wether, born on or after April 1, current year
2. Intermediate Wether, born January 1 - March 31, current year
3. Senior Wether, born before December 31, 2022 but no more than 2 years old
4. Champion and Reserve Champion Wether (Sections 1 and 2)
5. Grand Champion and Reserve Grand Champion Overall Wether

4-H DAIRY GOAT, DRY ANIMAL SECTIONS:

Sec

5. Junior Doe, born on or after April 1, current year
6. Intermediate Doe, born March 1 – 31, current year
7. Senior Doe, born January 1 – February 29, current year
8. Yearling Doe, born prior to January 1, current year, up to two years
9. Champion and Reserve Champion, Dry Female, by breed (Sections 5, 6 and 7)
10. Best of Show, Dry Doe, overall breeds

4-H DAIRY GOAT MILKING ANIMALS SECTIONS:

Sec

11. Doe, milking, one year and under two years
12. Doe, milking, two years and under three years
13. Doe, milking, three years and under five years
14. Doe, milking, five years and over
15. Doe, not in milk, 2 years & older
16. Champion and Reserve Milking Doe, by breed (Sections 11, 12, 13, and 14)
17. Best of Show -- Milking Doe, overall breeds

4-H DAIRY GOAT GROUP CLASS SECTIONS: No premium for group classes. Also, all groups must be owned by the same exhibitor.

Sec

18. Mother and daughter, two (2) does, any age, as long as one is the mother of the other
19. Produce of dam, two (2) does, any age, both daughters of the same dam.
20. Get-of-sire, three does (3), any age, all daughters of the same sire.
21. Dairy herd, four (4) does (in milk)
22. Three (3) best females (in milk)

4-H PYGMY GOAT SHOW

ORDER OF PYGMY GOAT SHOW: Doe, Wether, Showmanship

4-H PYGMY GOAT SHOWMANSHIP

Junior, Senior, Novice-See SHOWMANSHIP Section of this Handbook for rules.

4-H PYGMY GOAT, DOE KID SECTIONS:

Sec #

1. Junior Doe Kid, born on or after April 1, current year
2. Intermediate Doe Kid, born January 1- March 31, current year
3. Senior Doe Kid, born before January 1 but less than one year old
4. Yearling (never kidded), one year and under two years
5. Champion and Reserve Champion Jr. Does (Sections 1-4)

4-H PYGMY GOAT DOE SECTIONS:

Sec #

6. Yearling (has kidded), one year and under two years
7. Doe, two years and under three years
8. Doe, three years and under five years
9. Doe, five years and over
10. Champion and Reserve Champion Senior Does (Sections 6- 9)
11. Grand Champion and Reserve Grand Champion Doe (sec. 5 and 10)

4-H PYGMY GOAT WETHER SECTIONS:

Sec #

12. Junior Wether, one year old or younger
13. Senior Wether, over one year of age.
14. Grand Champion and Reserve Grand Champion Wether

4-H MEAT GOAT SHOW

4-H MEAT GOAT, PERCENTAGE DOE SECTIONS (Registered less than 94% Boer goat): Age determined from date of show.

Sec #

Junior Does

1. Does 0 to under 3 months
2. Does 3 to under 6 months
3. Does 6 to under 9 months
4. Does 9 to under 12 months
5. Champion and Reserve Champion Junior Percentage Doe (Sections 1-4)

Yearling Does

6. Does 12 to under 16 months
7. Does 16 to under 20 months.
8. Does 20 months to under 24 months
9. Champion and Reserve Champion Yearling Percentage Doe (Sections 6-8)

Senior Does

10. Does 24 months to under 36 months
11. Does 36 months and older
12. Champion and Reserve Champion Senior Percentage Doe (Sections 10-11)
13. Grand Champion and Reserve Grand Champion Doe (Sections 5, 9 and 12)

4-H MEAT GOAT, FULLBLOOD DOE SECTION (registered 94% or greater Boer goat):

Age determined from date of show.

Junior Does

14. Does 0 to under 3 months
15. Does 3 to under 6 months
16. Does 6 to under 9 months
17. Does 9 to under 12 months
18. Champion and Reserve Champion Junior Fullblood Doe (Sections 14-17)

Yearling Does

19. Does 12 to under 16 months
20. Does 16 to under 20 months.
21. Does 20 months to under 24 months
22. Champion and Reserve Champion Yearling Fullblood Doe (Sections 19-21)

Senior Does

23. Does 24 months to under 36 months
24. Does 36 months and older
25. Champion and Reserve Champion Senior Fullblood Doe (Sections 23-24)
26. Grand Champion and Reserve Grand Champion Fullblood Doe (Sections 18, 22 and 25)

4-H MEAT GOAT, UNREGISTERED DOE Age determined from date of show.**Sec #****Junior Does**

27. Does 0 to under 3 months
28. Does 3 to under 6 months
29. Does 6 to under 9 months
30. Does 9 to under 12 months
31. Champion and Reserve Champion Junior Unregistered Doe (Sections 27-30)

Yearling Does

32. Does 12 to under 16 months
33. Does 16 to under 20 months.
34. Does 20 months to under 24 months
35. Champion and Reserve Champion Yearling Unregistered Doe (Sections 32-32)

Senior Does

36. Does 24 months to under 36 months
37. Does 36 months and older
38. Champion and Reserve Champion Senior Unregistered Doe (Sections 36-37)
39. Grand Champion and Reserve Grand Champion Doe (Sections 31, 35 and 38)

4-H MEAT GOAT, MARKET MEAT CLASS SECTION:

All Wethers must have milk teeth to be shown in market meat class. (shown by weight) Classes may be added at the Superintendent's discretion. Rate of gain participants need to be tagged at the goat ID day.

Sec #

40. Meat Goat Wether
41. Champion and Reserve Champion Light weight meat goat wether
42. Champion and Reserve Champion Middle weight meat goat wether
43. Champion and Reserve Champion Heavy weight meat goat wether
44. Grand Champion and Reserve Grand Champion Market Meat Goat Wether(Sections 41, 42, 43)

Sec #

45. Meat Goat Market Doe
46. Champion and Reserve Champion Light weight Market Doe
47. Champion and Reserve Champion Middle weight Market Doe
48. Champion and Reserve Champion Heavy weight Market Doe
49. Grand Champion and Reserve Champion Meat Goat Market Doe (Sections 46, 47, 48)

4-H MEAT GOAT GROUP CLASS SECTIONS: No premium for group classes. Also, all groups must be owned by the same exhibitor.

Sec #

50. Mother and daughter, two (2) does, any age, as long as one is the mother of the other.

51. Produce of dam, two (2) does, any age, both daughters of the same dam.

52. Get-of-sire, three (3) does, any age, all daughters of the same sire.

4-H MEAT GOAT, (RATE OF GAIN) SECTION: All Wethers will be weighed at the official weigh-in/identification day in May, current year, then again at the official weigh-in at the County Fair. Weight per day of age will be calculated from these two weights. No premiums will be paid for this class. First (1st), second (2nd), and third (3rd) places will be awarded.

53. Champion Rate of Gain

4-H MEAT GOAT SHOWMANSHIP

Junior, Senior, Novice-See SHOWMANSHIP Section of this Handbook for rules.

4-H HORSE AND PONY

ALL 4-H GENERAL LIVESTOCK/ANIMAL RULES SHALL APPLY!

ANIMAL OWNERSHIP FORM (ALONG WITH THE PICTURE OF YOUR HORSE) IS DUE ONLINE BY MAY 15. THE LEASE AGREEMENT IS DUE IN THE SHELBY COUNTY EXTENSION OFFICE MAY 15.

PREMIUMS FOR ALL CLASSES: \$6, \$5, \$4, \$3, \$2, \$1; Participation \$1

ALL TACK CHANGES WILL BE ALLOWED A MAXIMUM OF FIVE (5) MINUTES.

Riding practice nights will start April 8, and will continue every Wednesday night until the fair - weather permitting from 6-8 pm. The arena will close at 8 p.m. or at the discretion of the volunteers present that night. There will be at least 2 volunteers assigned each night to help. Workshops will be scheduled separately so the 4-H'er can decide what topic would benefit them and will most likely be on a different day of the week. There may be other workshops or added practice nights and these will be posted on the 4-H Horse & Pony facebook page.

4-H HORSE AND PONY ENTRY RULES

Refer to the current Indiana 4-H Horse and Pony Handbook for items not covered in this handbook.

1. **4-H ONLINE** - See Ownership Section of the Indiana 4-H Horse and Pony Handbook. This pertains to ALL COUNTY, AREA, AND STATE FAIR EXHIBITORS. Lease agreements for each horse leased must be turned in by May 15. Animals may not be substituted or traded after May 15 of the current calendar year. **All 4-H Horse and Pony Exhibitors must complete and submit State Horse and Pony Ownership online by May 15.**
2. **PICTURES** - To exhibit at the Indiana State Fair, a picture must be uploaded when you enroll your animal in 4-H Online by May 15th. If you are only exhibiting at the Shelby County Fair, it is highly recommended but not required that you upload a picture of your horse.
3. **SHELBY COUNTY FAIR CLASS ENTRIES**—All County 4-H Exhibitors must enter your Horse & Pony entries in their classes in the Fair Entry online program by May 21. The exhibitor will designate the horse to be used in the classes when entering your classes in Fair Entry. Refer to the show bill for a list of those classes that cannot be entered by both a horse and a pony with the same exhibitor. See Animal Ownership Policy in the 2024 4-H Shelby County Handbook. **4-H'er is responsible for selecting correct class numbers. If they are incorrect, they may be disqualified. No changes or additions will be allowed after the May 21 deadline.**
4. If you will be scratching a class, this must be done by/on Wednesday, June 12, 2024 before the show. You will need to contact Superintendent Katie Carlton at 317-512-0610 and her email address is katiew@itdist.com. You may call, text or email her.
5. **STATE FAIR ENTRIES** – Pre-entry is required. Go to www.indianastatefair.com for more information.

4-H HORSE AND PONY HEALTH REGULATIONS

All 4-H Horse & Pony animals participating in 4-H activities, must be sound, humanely treated and healthy and exhibit a minimum Body Condition Score of three (3.0) while the preferred BCS is between 4.0 and 7.0. (See AS-552, AS-554, and ID-269 for more infor-

mation.) Animals are subject to inspection by a licensed veterinarian and questionable animals may be removed. (See the Indiana 4-H Horse & Pony Handbook) ALL 4-H ANIMAL EXHIBITS MUST BE FREE OF DRUG STEROIDS AND CHEMICAL OR FOREIGN SUBSTANCE RESIDUE.

A Horse and Pony vaccination form is required.

4-H HORSE AND PONY SAFETY REGULATION

Attire for when in the ring: A minimum of approved protective headgear, long pants and boots with a heel.

See the Indiana 4-H Horse and Pony Handbook for more information regarding attire for specific classes.

HELMET POLICY

All 4-H members & volunteers are required to wear a properly fitted ASTM or SEI standard F1163 (or above) certified helmet whenever mounted, or driving, at a 4-H horse and pony event, show, or activity. The 4-H member & volunteer are responsible to see that this specified headgear is properly fitted with the approved harness fastened in place whenever mounted. Original tags must be present in all approved helmets. This policy will be in effect beginning with the 2003 program year and applies to all county, area, and state 4-H horse and pony events, shows, and activities. Adults riding horses are also at risk of head injury; therefore, adults are also strongly encouraged to wear properly fitted, certified helmets when they are riding at any 4-H sponsored activity/event so that they will serve as role models of safe behavior, as well as protect themselves. The helmet policy, along with other 4-H policies are in effect during shows that have been organized, sponsored, and/or led by a 4-H entity (4-H Club, 4-H Committee, 4-H Council, 4-H Fair Board, etc.) - these include open Horse & Pony Shows that invite youth and adults to participated from within the county and beyond the county borders.

4-H HORSE AND PONY CLASS INFORMATION

1. Age classification of 4-H member: Juniors are in grades 3 - 7 and Seniors are in grade 8 & above (grade as of January 1 of current year)
2. Age classification of 4-H animal: January 1 shall be considered the birth date of all animals. Animals 5 years & under are Junior.
3. Each Shelby County 4-H Horse & Pony member is limited to a total of three (3) animals in the county show and may enter and exhibit only one (1) animal per class (except for contesting where 2 horses per event are allowed).
4. Horses and ponies may be shown only one time per class.
5. Novice patterns are designed with a simple lead change (and are designed for the beginning rider)
6. First Year Showmanship is designed for the novice/beginner 4-H'er in their first year of showing Horse & Pony. Age of the 4-H'er is not considered so long as the 4-H'er has not shown in a 4-H Horse & Pony class at any time in any county prior to this first experience. One may only show one (1) showmanship class per year.
7. Walk/Trot Equitation/Horsemanship provides an opportunity to participate for the 4-H members whose inexperience or disability prevents them from riding their animal at the canter or lope. Exhibitors in this class may not show in any class requiring the canter (lope) at the same show.

4-H HORSE AND PONY INFORMATION

Please remember that the Shelby County 4-H Horse & Pony Show is an opportunity for the 4-H exhibitors to demonstrate what they have learned through the 4-H year.

1. First and foremost, all exhibitors, parents and spectators will conduct themselves as ladies and gentlemen. They will be expected to conduct themselves in such a manner as to set a good example for other 4-H exhibitors and other spectators at the show. Impolite behavior, poor sportsmanship, disruptive actions (as deemed by the show management) will result in disqualification and/or removal from the grounds.
2. COUNTY ONLY—Animals may be lunged by the 4-H'er, parent and leader on the Fairgrounds.
3. Coaching/Training 4-H'ers once the gate has been closed to the show arena is grounds for disqualification as deemed by the show management.
4. Any exhibitor who breaks a governing rule may be barred from showing and or forfeit any prizes or winnings.
5. Decision of the judge will be final.

Show management reserves the right to combine any class having fewer than four (4) entries with its age or size appropriate like/kind class.

SHELBY COUNTY HORSE AND PONY SHOW SCHEDULE

Friday, June 14, 2024 at 9:30 a.m.

Western Halter (May show in both Western and English Halter)

1. Geldings, over 56", Ages 5 & Under, Jr & Sr Exhibitors
2. Geldings, over 56", Ages 6-12, Jr & Sr Exhibitors
3. Geldings, over 56", Ages 13 & over, Jr & Sr Exhibitors
4. Geldings, 56" & Under, All Ages, Jr & Sr Exhibitors
5. Mares, Over 56", Ages 5 & Under, Jr & Sr Exhibitors
6. Mares, Over 56", Ages 6-12, Jr & Sr Exhibitors
7. Mares, Over 56", Ages 13 & Older, Jr & Sr Exhibitors
8. Mares, 56" & Under, All Ages, Jr & Sr Exhibitors

Champion and Reserve Champion Western Halter This will be the first and second placings from classes 1-8.

Western Showmanship (must choose Western **OR** English Showmanship)

9. Mares & Geldings, All Sizes, Jr Exhibitors
10. Mares & Geldings, All Sizes, Sr Exhibitors
11. First Year Showmanship, All Ages, Jr & Sr Exhibitors (cannot enter other showmanship classes, must be 1st year ever doing 4-H Showmanship)

English Halter (May show in both English and Western Halter)

12. Geldings & Mares, Over 56", All Ages, Jr & Sr Exhibitors
13. Geldings & Mares, 56" & Under, All Ages, Jr & Sr Exhibitors

Champion & Reserve Champion English Halter This will be the first and second placings from classes 12-13.

English Showmanship (must choose English **OR** Western Showmanship)

14. Mares & Geldings, All sizes, Jr Exhibitors
15. Mares & Geldings, All sizes, Sr Exhibitors
16. First Year Showmanship, Jr & Sr Exhibitors (cannot enter other showmanship classes, must be first year ever doing 4-H showmanship)

Champion & Reserve Champion Showmanship This will be the first and second placings from classes 9-11 and 14-16. Highest placing Senior exhibitor will represent Horse & Pony in the Shelby County Royal.

Hunter Under Saddle/English Pleasure (Exhibitors in Walk/Trot classes cannot enter any walk/trot/canter classes excluding contesting)

17. Walk/Trot, 56" & Under, Jr Exhibitors
18. Walk/Trot, 56" & Under, Sr Exhibitors
19. Walk/Trot, Over 56", Jr Exhibitors
20. Walk/Trot, Over 56", Sr Exhibitors
21. All gaits, 56" & Under, Jr Exhibitors
22. All gaits, 56" & Under, Sr Exhibitors
23. All gaits, over 56", Jr Exhibitors
24. All gaits, over 56", Sr Exhibitors

Hunter Under Saddle/English Equitation (Exhibitors in Walk/Trot classes cannot enter any walk/trot/canter classes excluding contesting)

25. Walk/Trot, All sizes, Jr Exhibitors
26. Walk/Trot, All sizes, Sr Exhibitors
27. All gaits, All sizes, Jr Exhibitors
28. All gaits, All sizes, Sr Exhibitors

Hunter Hack Cross Rail/18" Max Height

- 29. All sizes, Jr Exhibitors
- 30. All sizes, Sr Exhibitors

Hunter Hack/2' Max Height

- 31. All sizes, Jr Exhibitors
- 32. All sizes, Sr Exhibitors

Western Pleasure (Exhibitors in Walk/Trot classes cannot enter any walk/trot/canter classes excluding contesting)

- 33. Walk/Trot, 56" & Under, Jr Exhibitors
- 34. Walk/Trot, 56" & Under, Sr Exhibitors
- 35. Walk/Trot, Over 56", Jr Exhibitors
- 36. Walk/Trot, Over 56", Sr Exhibitors
- 37. All gaits, 56" & Under, Jr Exhibitors
- 38. All gaits, 56" & Under, Sr Exhibitors
- 39. All gaits, Over 56", Jr Exhibitors
- 40. All gaits, Over 56", Sr Exhibitors

Western Horsemanship (Exhibitors in Walk/Trot classes cannot enter any Walk/Trot/Canter classes excluding contesting)

- 41. Walk/Trot, All sizes, Jr Exhibitors
- 42. Walk/Trot, All sizes, Sr Exhibitors
- 43. All gaits, All sizes, Jr Exhibitors
- 44. All gaits, All sizes, Sr Exhibitors

Reining

- 45. All sizes, Jr Exhibitors
- 46. All sizes, Sr Exhibitors

Ranch Pleasure

- 47. All sizes, Jr Exhibitors
- 48. All sizes, Sr Exhibitors

Western Riding

- 49. All sizes, Jr Exhibitors
- 50. All sizes, Sr Exhibitors

Trail (Exhibitor may choose to use either English or Western Tack/Attire) (Exhibitors in Walk/Trot classes cannot enter any walk/trot/canter classes excluding contesting)

- 51. Walk/Trot, All sizes, Jr Exhibitors
- 52. Walk/Trot, All sizes, Sr Exhibitors
- 53. All gaits, All sizes, Jr Exhibitors
- 54. All gaits, All sizes, Sr Exhibitors

In Hand Trail

Any animal under 40" and 2 years & under is eligible for the in hand trail class. If the animal is exhibited in any riding class at any time during the 4-H Horse & Pony show, it is NOT eligible for the in hand trail class.

- 55. In Hand trail class

Driving

- 56. All sizes, Jr Exhibitors
- 57. All sizes, Sr Exhibitors

Gaited Pleasure (Exhibitor may choose to use either English or Western Tack/Attire)

- 58. All sizes, Jr Exhibitors
- 59. All sizes, Sr Exhibitors

Costume Class (Non-Point Class)

- 60. All sizes, Jr Exhibitors
- 61. All sizes, Sr Exhibitors

SATURDAY, June 15, 2024 at 9:30 a.m.

Contesting - You can only exhibit two (2) animals per contesting event. 4-Her will designate the Horse/Pony that will be counted for any high point classes for gaming events. This must be done by Wednesday before the Horse & Pony show. You will need to contact Superintendent Katie Carlton by calling, texting or emailing. Her phone number is 317-512-0610 and her email address is katieuw@jitidist.com

Pole Bending

- 62. 56" & Under, Jr Exhibitors
- 63. 56" & Under, Sr Exhibitors
- 64. Over 56", Jr Exhibitors
- 65. Over 56", Sr Exhibitors

Flag Race

- 66. 56" & Under, Jr Exhibitors
- 67. 56" & Under, Sr Exhibitors
- 68. Over 56", Jr Exhibitors
- 69. Over 56", Sr Exhibitors

Barrel Race

- 70. 56" & Under, Jr Exhibitors
- 71. 56" & Under, Sr Exhibitors
- 72. Over 56", Jr Exhibitors
- 73. Over 56", Sr Exhibitors

Speed & Action

- 74. 56" & Under, Jr Exhibitors
- 75. 56" & Under, Sr Exhibitors
- 76. Over 56", Jr Exhibitors
- 77. Over 56", Sr Exhibitors

Keyhole Race

- 78. 56" & Under, Jr Exhibitors
- 79. 56" & Under, Sr Exhibitors
- 80. Over 56", Jr Exhibitors
- 81. Over 56", Sr Exhibitors

*** 4-H Jumping Qualifying -**

- ◊ There will be two (2) qualifying dates.
- ◊ Each 4-H rider will sign up for a specific ride time.
- ◊ The arena & jumps will be open 30 minutes to one (1) hour prior to ride times for practice.
- ◊ There will be the minimum of 2, preferably 3 of the following present during qualifications to approve qualifying rides
 - * H & P Superintendent/Assistant Superintendent
 - * H & P Support Committee Member
 - * H & P Leader
 - * H & P Project Leader
 - * 4-H Extension Educator
- ◊ Each 4-H rider that qualifies will receive a card dated and signed by the attending superintendent and H & P support committee member stating 4-H'er name, horse's name, date and jump height qualified.
- ◊ This qualification for a Horse/Rider combo is good for 3 years (including the year of qualification). The Horse/Rider combo must still attend 1 qualifying practice each year even though you are qualified to jump at the fair. Date will be determined by all involved.
- ◊ Each 4-H rider will need to demonstrate the following:
 - A working posting trot one entire trip around the arena on the rail.
 - Ability to hold/maintain a 2-point position at a working trot for 1/2 the distance around the arena on the rail.
 - Ability to hold/maintain a 2-point position at a canter for 1/2 the distance around the arena on the rail.
 - Ability to ride a line of 2 jumps (as in hunter hack class) at the novice (18") or

advanced height (2') in a safe, quiet, & under control manner without dropping a rail or refusing.

- The Superintendent and County 4-H Extension Educator decisions are final. The safety of our 4-H'ers is the priority.
- ◊ Six (6) successful jumps at the required height during the qualifying time are required to qualify to enter the hunter hack class at the county fair show.
- ◊ All six (6) qualifying jumps must be completed during one ride.
- ◊ Three (3) refusals and/or run outs will be cause for not qualifying.
- ◊ Riders must also NOT hit the horse in the mouth or the back due to a poorly executed jump.
- ◊ Riders may qualify more than one (1) animal. Each animal must be signed up for a ride time. This means the rider will do a complete qualifying ride for each animal and receive a qualifying card for each animal qualified.

This new qualifying system should be looked at as if it were a try out/audition/show. It is meant for each rider to have the arena to themselves to demonstrate their riding ability is at a level which is acceptable & safe for the show ring in a hunter hack class.

MENTAL ATTITUDE/SPORTSMANSHIP AWARD

This award will be selected by the judge of the Shelby County 4-H Horse & Pony show. Criteria is as follows:

- This individual must be a Shelby county 4-H member enrolled and showing in the 4-H Horse & Pony show.
- This individual is courteous, polite, and cooperative to everyone within the 4-H program.
- This individual goes out of their way to be helpful to others.
- This individual shows good sportsmanship and is not involved in or with any unethical practices at anytime throughout the fair.

High Point and Reserve High Point Process

Points will be awarded for placement in each class and will be based on the number of participants in each class. For example, classes with six or more participants will start with 1st place being awarded 6 points, 2nd - 5 points and so on. Classes with 3 participants will start with 1st place being awarded 3 points, 2nd place being awarded 2 points and 3rd place - 1 point. Classes with 1 participant will be awarded 1 point.

High Point for Walk/Trot classes: Members participating will not be eligible to compete for current Overall and Reserve Overall High Point Jr and Sr or Overall High Point 1 Horse/1 Rider. Once you are in Walk/Trot, the 4-Her is not allowed to canter.

Horse & Pony Support Committee Members: Katie Carlton (Supt), Megan Geise (Asst. Supt), Joyse Banister, Megan O'Neal, Ron Rhoades, Melanie Stevens

4-H LLAMAS & ALPACAS

ALL 4-H GENERAL LIVESTOCK/ANIMAL RULES SHALL APPLY!

ANIMAL ID IS DUE ONLINE (ALONG WITH A PICTURE OF YOUR ANIMAL) MAY 15. LEASE AGREEMENT IS DUE IN THE SHELBY COUNTY EXTENSION OFFICE BY MAY 15

Show: Friday, June 14, 2024 - 2:00 p.m. Showmanship –2:00 p.m. Obstacle immediately following Showmanship. Costume will be 1/2 hour following last Obstacle Class, followed by Leaping and Limbo

Premiums for all classes: \$6, \$5, \$4, \$3, \$2, Participation \$1

GENERAL RULES

1. A llama/alpaca may be owned or leased by the 4-H'er.
2. Each 4-H member may enter one (1) animal in the 4-H llama/alpaca show. Each exhibitor can enter the animal in every class for which it is eligible.

3. Llamas and Alpacas will show together.
4. Companion animals are not allowed in the show.
5. No intact males 24 months of age or older on May 15 will be permitted in the 4-H classes.
6. The 4-H'er will respect the dignity and personality of the animals and treat it with gentle kindness.
7. Attendance and help at clean-up, tear down, and taking home of animals and tack after the show is required of all 4-H'ers.
8. Age Divisions: Junior (Grades 3, 4 & 5), Intermediate (Grades 6, 7, & 8) and Advanced (Grades 9, 10, 11 & 12)

4-H LAMA ENTRY RULES

1. **4-H ONLINE** - All 4-H Llama/Alpaca Exhibitors must complete and submit State Llama/ Alpaca ID along with a photo on the 4-H Online website by May 15. This pertains to ALL COUNTY, AREA, AND STATE FAIR EXHIBITORS. Animals may not be substituted or traded after May 15 of the current calendar year. **4-H Llama/Alpaca Exhibitors leasing an animal must complete and submit Lease Forms by May 15 to:**
 Shelby County Extension Office
 20 W Polk Street, Suite 201
 Shelbyville, IN 46176
2. **COUNTY FAIR SHOW ENTRY FORMS**—All County 4-H Exhibitors must enter your Llama & Alpacas in their classes in the Fair Entry online program by May 21. All county 4-H Exhibitors must also complete a Pen Reservation Form, and return to the Shelby County Extension Office. Forms are due May 15. There will be NO entries accepted after May 15th. Substitutions will be dealt with on a case by case situation and only in the case of an accident or illness to an animal.
3. **STATE FAIR ENTRIES** – Pre-entry is required. Visit the Indiana State Fair website to enter.

4-H Llama/Alpaca Classes:

COSTUME CLASS: Member and animal are judged on originality, difficulty in training animal to accept and exhibit costume, and suitability to theme (exhibitor's choice). Exhibitors must submit a one (1) minute narrative to be read during their performance. Narratives must be submitted to the announcer one hour before the scheduled start of the class.

OBSTACLE: Member and animal are judged on their ability to negotiate obstacles. Five (5) specific obstacles are required: jump, change of pace, backing, bridge/ramp, maneuvering.

PACK: Member and animal are judged on their ability to negotiate obstacles and perform activities in the back country while carrying a pack. Six (6) specific obstacles are required: backing, bridge/ramp, jump, flexibility and maneuvering, inspecting foot, manageability with pack. Llamas/Alpacas under 18 months of age will wear a training pack or pad with two (2) cinches, no filler, with or without panniers. Entire system must weigh no more than eight (8) lbs. Lamas/Alpacas 18 months and older will wear a complete pack with two (2) cinches and panniers filled out with light weight material. Entire system must weight no more than 25 lbs. Juniors will not remove packs.

PUBLIC RELATIONS: Member and animal are judged on their ability to negotiate obstacles and perform activities in the community. Five (5) specific obstacles are required: picking up foot/showing teeth, loading, backing, ramp/steps, petting by strangers.

SHOWMANSHIP: Member demonstrates the ability to show his/her animal to its best advantage at halter. Judging is based on the exhibitor's basic skill in fitting, grooming, following directions, and style of presenting the animal to the judge for evaluation. The animal's conformation is not to be considered.

LEAPING AND LIMBO – Exhibition only, Non point classes.

All classes will conform to state fair rules.

*Junior, Intermediate and Senior 4-H members are critiqued and placed by the judge. Awards are given according to placement. 4-H members with special needs may be placed in a division commensurate with their ability rather than their age.

4-H POULTRY

ALL 4-H GENERAL LIVESTOCK/ANIMAL RULES SHALL APPLY!

ANIMAL LEASE FORM IS DUE IN THE SHELBY COUNTY EXTENSION OFFICE BY MAY 15.

Show: Tuesday, June 11, 2024 – 1:00 p.m.

Pen Set Up: Thursday, May 30, 2024, 5:00 p.m.

PREMIUMS: \$2.00, \$1.50, \$1.25, Participation \$1.00 SHOWMANSHIP PREMIUMS: \$2, \$1, \$1

Poultry will be released on Thursday, June 13, 2024. Clean up is scheduled from 9-11 am and you must be out and cleaned up by 12 noon. Requests for early 4-H livestock project release or late 4-H livestock project arrival will be handled by the Overall Livestock Superintendents, Species Superintendent and the 4-H Educator on a case by case basis. Requests must be submitted in writing and received in the County Extension Office 2 weeks before the fair starts. No exceptions.

Hereinafter, when Poultry is named, it will include Chickens (Bantam Exhibition, Commercial and Large Fowl Exhibition), Pigeons, Turkeys, and Waterfowl (Ducks and Geese).

4-H POULTRY ENTRY RULES

1. **OWNERSHIP**—Livestock must be owned by or leased (county exhibition only) and in possession of, the 4-H member by May 15. This pertains to ALL 4-H Poultry, County and State Fair Exhibitors.
2. **SHELBY COUNTY FAIR ENTRY**—All Shelby County 4-H Exhibitors must enter your Poultry in their classes in the Fair Entry online program by May 21. Each class has been given a section identification for 4-H. 4-H'er is responsible for correct class identification.
3. Poultry will be accepted at the appointed time and released only at the appointed time.

4-H POULTRY HEALTH/SAFETY REGULATIONS

Refer to 4-H General Livestock/Animal Rules.

4-H POULTRY EXHIBIT/SHOW INFORMATION

1. Poultry exhibits will be housed in the Poultry and Rabbit Barn.
2. 4-H Exhibitors are requested to be present at the appointed time for set-up of the poultry cages. Exhibitors are required to clean under cages after removal of poultry. Those not complying will forfeit their premiums.
3. Each 4-H member is responsible for furnishing feed and water containers, which must be secured to the cages to avoid spilling. Waterfowl need to have at least a 1/2 gallon minimum container of water attached to their cage.
4. Birds will be judged according to breeds, verified by the American Standard of Perfection for Poultry as authorized by the American Poultry Association. The Judge has the final decision.
5. **BEST OF SHOW**—Selected from Grand Champions of six (6) categories:
 - Commercial Chickens
 - Turkeys
 - Bantam Exhibition Chickens
 - Large Fowl Exhibition Chickens
 - Pigeons
 - WaterfowlReserve Grand Champion of only Best of Show category moves up to compete for Reserve Best of Show.
6. Any Poultry entry with live external parasites will be disqualified from the show. Disqualification will also occur if the judges deem the entry to be diseased.
7. Any Poultry entry showing external parasite eggs or dead parasites will be dropped a placing in the show.

4-H POULTRY -- CHICKEN

1. **REGISTRATION LIMIT**—Any 4-H Poultry member may enter any combination of 24 Poultry classes. The additional meat classes are a broiler or roaster class. Birds may be exhibited in only one class in any given year. Entries may not be made for more than one entry per class. A class would consist of each division per breed or variety. The maximum number of entries is 20. Any combination of commercial or exhibition breeds may be shown.
2. **BREED MINIMUM**—Champion of Breed ribbons will be awarded with five (5) or more exhibits in any variety of an established breed and more than one exhibitor.
3. All breeds in the show must be in the American Standard of Perfection except for birds in commercial classes.

COMMERCIAL CHICKENS (shown in pairs – same breed; judging-special attention will be given to growth, development and production qualities) A 4-H'er may make one (1) entry of two (2) birds per class for a total of 12 birds.

- **WHITE EGG SHELL PULLETS** -- Two (2) female birds less than 1 year of age at fair time
- **WHITE EGG SHELL HENS** -- Two (2) female birds (in laying condition) 1 year of age or more at fair time
- **BROWN EGG SHELL PULLETS**-- Two (2) female birds less than 1 year of age at fair time
- **BROWN EGG SHELL HENS**-- Two (2) female birds (in laying condition) 1 year of age or more at fair time
- **BROILERS** - Must be two (2) birds of same sex, under 5 months of age, not over five and one-half (5 1/2) pounds on show day.

- **ROASTERS** - Must be two (2) birds of the same sex, under 5 months of age, five and one-half (5 1/2) - ten (10) pounds on show day.

NO MALE CLASS EXCEPT FOR BROILERS AND ROASTERS

CHICKEN EXHIBITION CLASSES: (Entry consists of one bird of any recognized standard breed, including Bantams.)

- **COCK** -- Male bird 1 year of age or more at fair time
 - **COCKEREL** -- Male bird less than 1 year of age at fair time
 - **HEN** -- Female bird 1 year of age or more at fair time
 - **PULLET** -- Female bird less than 1 year of age at fair time
1. Exhibition Bantams Breeds (Shown single entry) All recognized breeds according to the American Standard of Perfection.
 2. Exhibition Large Fowl Breeds (Shown single entry) All recognized breeds according to the American Standard of Perfection.
 3. Each exhibitor cannot show more than a total of twenty-four entries in large fowl and bantams classes combined.
 4. Breeds listed are for the Exhibition Large Fowl classes, but other breeds may be included. For any breed that is not listed, please consult with the superintendent for class assignment.

* Ancona	* Crevecoeur	* Maran
* Ameraucanas	* Delaware	* Minorca
* Andalusians	* Dominique	* Modern Game
* Araucana	* Dorking	* Naked Neck (Turken)
* Aseel	* Faverolies	* New Hampshire
* Australorp	* Hamburg	* Orpington
* Barnevelder	* Holland	* Phoenix
* Blue Adalusian	* Houdan	* Plymouth Rock
* Brahma	* Java	* Polish
* Buckeyes	* Jersey Giant	* Redcap
* Buttercup	* La Fleche	* Rhode Island Red
* Campine	* Lakenvelder	* Rhode Island White
* Catalanas	* Lamona	* Spanish
* Chantecler	* Langshan	* Sussex
* Cochin	* Leghorn	* Welsummer
* Cornish	* Malay	* Wyandotte

EGG CLASSES

- Entry consists of a group of 3 eggs displayed on plates provided. Eggs may be washed in preparation, but not polished.
- Exhibitors must be enrolled in 4-H Poultry and have at least one cage of birds exhibited.
- Eggs exhibited as a group of 3, to be uniform in shape, shell texture, size, color and appearance. One egg will be broken to judge internal characteristics of yolk, albumen, chazae and airspace.

Classes:

- ◆ White Shell Chicken Eggs
- ◆ Brown Shell Chicken Eggs
- ◆ All Other Eggs

Placings in each class will be 1st, 2nd, 3rd and participation. An overall Champion and Reserve Champion will be award

4-H POULTRY -- PIGEON

1. REGISTRATION LIMIT -- An Exhibitor may enter a maximum of one (1) cock, one (1) hen, banded or un- banded in each listed pigeon variety for a total of twelve (12) birds. (State Fair exhibits must be banded.)
2. Entries may be any age or sex. Pigeons you plan to take to the State Fair must wear a seamless leg band with an identification number.
3. 4-H Exhibitors are encouraged to be present during judging. Birds will be judged on show condition and conformation to the National Pigeon Association Standards.
4. Substitutions will be permitted in the same class, i.e., same variety, age and sex, providing these substitutions are made at check-in time and then only if they were properly enrolled.

PIGEON CLASSES:

- COCK -- Male bird (For State Fair must be banded with identification number prior to January 1, current year)
- HEN -- Female bird (For State Fair must be banded with identification number prior to January 1, current year)

FANCY BREEDS:

- A.O.V. Clean Legs
- A.O.V. Croppers and Pouters
- A.O.V. Muffed Breeds
- Dragoon
- English Pouter
- Fantail
- Frilback
- German Beauty Homer
- German Pouter
- Indian Fantail
- Komorner Tumbler
- LaHore
- Modena, Any Gazz
- Modena, Schietti
- Muffed Tumbler
- Modena, White Schietti
- Norwich Cropper
- Nun
- Oriental Fantail
- Owl
- Pheasant
- Russian Tumbler
- Show Racer
- Toy Tumbler
- Trumpeter
- Voorburg Cropper

SPORTING/PERFORMANCE BREEDS:

- Birmingham Roller, Bar Self
- Birmingham Roller, Solid Self
- Birmingham Roller, Check Self
- Oriental Roller
- Birmingham Roller, Solid Mark
- Birmingham Roller, Bar Mark
- Birmingham Roller, Check Mark
- A.O.V. Clean Legs
- * Racing Homer, Grizzle
- Birmingham Roller, Red Grizzle
- Racing Homer, Checkered
- Racing Homer, Any Bar
- Birmingham Roller, Bald
- Birmingham Roller, A.O.C.
- Racing Homer, A.O.C.

UTILITY BREEDS:

- Carneau;
- King, A.O.V.;
- Rumbler; and,
- King, White;
- Runt;
- A.O.V. Squabbing Breed.

A.O.V.

- Any Other Variety

A.O.C.

- Any Other Coloration

4-H POULTRY -- WATERFOWL

4-H POULTRY CLASS INFORMATION -- GEESE

1. REGISTRATION LIMIT -- A 4-H member is limited to showing 1 goose and/or gander from each breed, maximum four (4) birds .
2. BREED MINIMUM -- Any breed having five (5) entries will have its own class.
3. GEESE CLASSES:

A 4-H entry will consist of one (1) gander OR one (1) goose per class.

GOOSE -- Female bird

GANDER -- Male bird

4-H POULTRY CLASS INFORMATION -- DUCKS

1. REGISTRATION LIMIT -- A 4-H member is limited to 20 birds, 5 from each class, 1 hen and/or drake per variety per class
2. BREED MINIMUM -- Any breed having five (5) entries will have its own class.
3. DUCK CLASSES
4. A 4-H entry will consist of one (1) drake OR one (1) hen per class
 - a.HEN -- Female bird
 - b.DRAKE -- Male bird

5. CLASSES:(Shown single entry)

- a.Heavy
- b.Medium
- c.Light
- d.Bantam

4-H POULTRY -- TURKEY

1. REGISTRATION LIMIT -- A 4-H member is limited to showing a total of two (2) breeds, four (4) birds total.
2. BREED MINIMUM -- Any breed having five (5) entries will have its own class.
3. TURKEY CLASSES:
 4. A 4-H entry will consist of one (1) bird per class.
 - a. HEN -- Female bird
 - b. TOM -- Male bird

POULTRY ROYALTY

Section number:

11. Junior Contest: Champion
12. Senior Contest: Champion

REQUIREMENTS

1. 4-H member must have knowledge of poultry breeds, management, feeding, marketing and showing.
2. Contest is divided into two (2) groups:
 - a. Junior: Grade 3 through 7. Grade is determined by January 1 of the current year.
 - b. Senior: Grade 8 and above determined by January 1 of the current year.
3. Any resource or reference material may not be used during the contest by participants.
4. Tie score will be broken by an oral test given by the judge(s).

JUNIOR & SENIOR ROYALTY CONTEST PROCEDURES:

1. Breed identification -- 50 points
identify ten (10) breeds of chickens
2. Showmanship - 50 points

The following requirements will be observed by the judge/judges.

- Upon request by the judge, the contestant will be required to remove the bird from the cage using proper procedures.
 - Hold the bird in the best possible position for viewing and inspection by the judge. The bird should be between the contestant and the judge at all times.
 - Be prepared to answer questions about the breed exhibited and the varieties within that breed.
 - The exhibitor's appearance and attitude are also important.
3. Judging -- 50 points
Each participant will be required to judge one (1) class of four (4) birds.
Also during the judging of the class, the participants will be evaluated on their judging abilities.
 - They will be expected to check for disqualifications and eliminations for each bird in the class.
 - Contestants will be required, upon request by the judge, to remove the bird from the cage and return the bird to the cage.
 - They will be evaluated on their overall appearance, actions and knowledge of the poultry judging process.
 4. Personal Interview -- 50 points
 - a. Alertness
 - b. Neatness
 - c. Courtesy
 - d. Poise
 - e. Ability to communicate
 - f. Attitude

FUN POULTRY DECORATED EGG SHOW

This is a FUN SHOW and is open to all 4-H'ers and Mini 4-H'ers. Exhibitors in this Fun Show are NOT required to enter birds. Enrollment will be done on the Fair entry website.

Classes are divided into Grades K-2, Grades 3-7, Grades 8-12

- Painted Egg Competition
 - ◇ 1 egg consists of one entry. Multiple entries accepted. (Egg size may be chicken, goose, duck, guinea or turkey:
 - ◇ Entry must be hard boiled or blown.
 - ◇ Egg is painted or inked. NO adornment or decorations added.
 - ◇ Some type of upright support recommended.
 - ◇ Egg must be painted/inked by exhibitor.

- Decorated Egg Competition
 - ◇ 1 egg consists of one entry. Multiple entries accepted. (Egg size may be chicken, goose, duck, guinea or turkey)
 - ◇ Entry must be hard boiled or blown.
 - ◇ Egg is to be adorned or decorated but may have paint added.
 - ◇ Outline of egg must be recognizable.
 - ◇ Egg decoration must be created by the exhibitor.

Bring your decorated egg on Monday, June 13th to the Poultry barn anytime between 9am—5 pm. Judging will be on Tuesday afternoon during the Poultry show (starts at 1:00 pm)

Prizes will be provided by the Indiana State Poultry Association (ISPA). No premium money will be paid.

4-H RABBIT

ALL 4-H GENERAL LIVESTOCK/ANIMAL RULES SHALL APPLY!

ANIMAL LEASE FORM IS DUE IN THE SHELBY COUNTY EXTENSION OFFICE BY MAY 15.

Show: Thursday, June 13, 2024 – 9:00 a.m.

Rabbit Workshops: Thursday, January 11, 2024, 7 pm @ Brinson Hall (Introductory mtg)
Thursday, April, 11, 2024, 7 pm @ Brinson Hall (Showmanship wksp)

PREMIUMS: \$2, \$1.50, \$1.25; Participation \$1 SHOWMANSHIP PREMIUMS: \$2, \$1, \$1

4-H RABBIT ENTRY RULES

- OWNERSHIP**-Animals must be owned or leased (county exhibition only) and cared for by the 4-H member by May 15 of the current year. Younger rabbits, such as Junior and Meat Class Rabbits, must be owned or leased (county exhibition only) and cared for by the 4-H member by June 15. Lease forms are due in the Shelby County Extension Office by May 15. This pertains to ALL 4-H Rabbit County and State Fair Exhibitors.
All rabbits must be permanently tattooed in the left ear by May 15. Possible tattoos include letters, numbers, or a combination of letter(s) and numbers(s).
- FAIR ENTRY** -- All County 4-H Exhibitors must enter your Rabbits in their classes in the Fair Entry online program by May 21. You MUST have the rabbit's tattoo number for identification.
- Each class has been given a variety and/or color section for 4-H. Entries must show breed, color, sex and a readable ear tattoo number.
- All 4-H'ers showing rabbits are encouraged to help with the set-up and tear-down of the rabbit cages at the designated time.
- Contact Rabbit Superintendent for details on availability of bedding.
- All Classes will be judged according to ages and weights as established by the American Rabbit Breeders Association, Inc. best of breed and best opposite sex accordingly. The Shelby County 4-H Rabbit show will be duly sanctioned under rules of A.R.B.A., and breed eligibility for Best of Breed and Opposite sex is consistent with A.R.B.A. requirements. So best cross breed/pet class will not be eligible for Best in Show because there is no standard to judge against.

4-H RABBIT HEALTH/SAFETY REGULATIONS

- Any Rabbit Project Member may enter and show a maximum of 20 entries with only one (1) entry per class number. If entering meat classes, these must be counted as part of the 20 maximum. A class would be under Breed, variety, then sex. For example, a class would be American Chinchilla Senior Buck or English Spot a class would be black senior buck.
- Any 4-H Rabbit Project Members may have one entry in each Meat Class. Premium paid per Meat Pen or Meat Class (Fryer, Roaster, or Stewer).
- Animals that show in the single Fryer, Roaster, and Stewer, and Meat Pen classes cannot be shown in Breed Classes.
- All Exhibitors or assistant showmen are responsible for carrying their rabbits to and from the judging table on the day of judging.
- All classes will be judged according to ages and weights as established by the American Rabbit Breeders Association. Also, Best of Breed and Best Opposite Sex accordingly, no substitution accepted, except in same breed and class.
- All other varieties of rabbits recognized by American Standards but not listed, may be entered as a separate entry by breed, variety, class, and sex, and will be judged and receive comments, ribbons, and premiums.
- If your rabbit exhibits signs of disease or illness, i.e. snuffles, you may be excused at the Judge's or Rabbit Superintendent's discretion.
- Crossbreeds are eligible to be shown at the County Fair, but are not eligible to go on to the State Fair.

MEAT CLASS SECTIONS:

Single fryer rabbits may be selected and shown from the same 4-H'ers meat pen. Animals shown in the fryer, roaster, stewer and meat pen classes cannot be shown as breed animals.

1. MEAT PEN -- Three rabbits of the same breed and same variety weighing up to five (5) pounds and not over ten (10) weeks of age.
2. FRYER -- One rabbit weighing three (3) to five (5) pounds and not over ten (10) weeks of age; single fryer may be taken and shown from the 4-H'ers rabbit meat pen.
3. ROASTER -- One rabbit weighing five (5) to eight (8) pounds and less than six (6) months of age.
4. STEWER -- One rabbit weighing eight (8) pounds or more and being six (6) months of age or more.

RABBIT BREED CLASS SECTIONS:

5. Best of Variety and Best Opposite Sex of Variety
6. Best of Breed and Best Opposite Sex of Breed
7. Best Six (6) Class
8. Best Four (4) Class
9. Best Crossbred
10. Best in Show (Sections 7, 8, & 9)
11. Champion and Reserve Champion Meat Pen
12. Best Single Fryer
13. Best Roaster
14. Best Stewer

RABBIT AMBASSADOR CONTEST

Contest: Thursday, June 13, 2024, 9:00 a.m. in conjunction with the Rabbit Show

Section Number:

15. 4-H Novice Contest—Champion and First (1st) through Fourth (4th) runner-up
16. 4-H Junior Contest—Champion and First (1st) through Fourth (4th) runner-up
17. 4-H Intermediate Contest—Champion and First (1st) through Fourth (4th) runner-up
18. 4-H Senior Contest—Champion and First (1st) through Fourth (4th) runner-up
19. 4-H Master contest—Champion and First (1st) through Fourth (4th) runner-up

General information and requirements:

For State:

1. 4-H contestant must have shown in and been nominated from his/her respective county. Contestants with special needs must indicate the type of accommodation needed on their Rabbit Ambassador entry form.
2. Each county may nominate five contestants: one novice (grade 3 or 4), one junior (grade 5 or 6), one intermediate (grade 7 or 8), one senior (grade 9 or 10), and one master (grade 11 or 12). Category winners are not eligible to compete in the same category again. They may, however, compete in the next higher category.
3. One (1) alternate in each category should be entered on the county's entry form in the event that the nominated contestant is unable to participate. As a last resort, an alternate may be substituted provided written or verbal confirmation comes from the County Extension Office to the 4-H Rabbit Show Manager.

Judging:

1. No resource or reference material may be used during the contest by the participants. Contestants must provide a #2 pencil for writing purposes.
2. Questions for the contest will be taken from the following publications:
 - a. Domestic Rabbit Guide (ARBA publication)
 - b. current Standard of Perfection (published by ARBA)
3. In the event of a conflict of information, the current American Rabbit Breeders Association Standard of Perfection is considered the authority.
4. Tie scores will be broken in the order that follows:
 - a. highest test score
 - b. highest breed id score

- c. oral test given by a committee of three (3) people appointed by rabbit ambassador chairperson
5. Decision of the judges shall be final

4-H Rabbit Ambassador Contest Procedures:

Test-100 points

- novice and junior categories-25 questions
- intermediate, senior, master categories-50 questions
- Questions may be true-false, multiple choice, matching or a combination thereof.
- Answers are recorded on a Scan-tron form.

Breed Identification-60 points

- Identify ten (10) rabbits according to showroom classification and class.
- Answers are selected from choices presented with each rabbit and recorded on a scantron form
- Showroom classification refers to the term used to enter the rabbit in a show thereby indicating how it is shown. Specifically, the Netherland Dwarf rabbit is shown by variety and should be identified by variety only. The Jersey Woolly breed is shown by groups and should be identified by group only.

Showmanship-100 points

- Each contestant must furnish his/her own rabbit contained in a solid bottom carrier. All rabbits must be permanently tattooed.
- The rabbit should be in a solid bottom carrier.
- Contestants should refer to the 4-H Ambassador contest Showmanship Score Sheet as a resource. This form is available from your County Extension Office or on the Purdue University website.

BEST FUR CONTEST

This contest is optional for 4-H members. (No premium money paid for this contest.)

Rabbit breeds, with two classes, as per ARBA Standard of Perfection: (a) all-white, and b) colored.

1. A 4-H member may enter one all-white and/or colored class in these breeds, with no more than two animals per breed. (Examples; New Zealand, Satin, Rex, Mini-Rex, and Angora.) For those breeds which have no all-white classes, such as Dutch, a 4-H member may enter only one animal per breed.
2. Fur will be judged by ARBA rules, Fur Class being the best fur and wool condition of the breeds. Animals will be judged by breed fur only.
3. Demonstrate 4-H rabbit knowledge. A 3" x 5" reference card listing all reference material should be attached to the back of the poster. There will not be any Best Fur Overall.
4. The Fur Class Rabbit must be shown in its Regular Breed and/or Meat Class to be shown in fur.

4-H RABBIT ILLUSTRATED TALK CONTEST

The 4-H Rabbit Illustrated Talk Contest for 4-H'ers enrolled in the Rabbit Livestock Project is held in conjunction with the County Public Speaking and Demonstration Contest in June. See county DEMONSTRATION CONTEST section for more information.

4-H SHEEP

ALL 4-H GENERAL LIVESTOCK/ANIMAL RULES SHALL APPLY!

ANIMAL LEASE (COUNTY ONLY) FORM IS DUE IN THE SHELBY COUNTY EXTENSION OFFICE BY MAY 15.

Show: Tuesday, June 11, 2024 – 5:00 p.m.

PREMIUMS: \$6, \$5, \$4, \$3, \$2; Participation \$1 SHOWMANSHIP PREMIUMS: \$2, \$1, \$1

ID Date: May 4, 2024, 8:00 a.m. – 10:00 a.m. at the Fairgrounds

Sheep will be released on Thursday, June 13, 2024. Clean up is scheduled from 8-10 am and you must be out and cleaned up by 12 noon. Requests for early 4-H livestock project release or late 4-H livestock project arrival will be handled by the Overall Livestock Superintendents, Species Superintendent and the 4-H Educator on a case by case basis. Requests must be submitted in writing and received in the County Extension Office 2 weeks before the fair starts. No exceptions.

4-H SHEEP ENTRY RULES

1. **4-H ONLINE**-- Livestock must be owned by or leased (county exhibition only) and in possession of the 4-H member, and tagged by May 15 of current year. **This pertains to ALL 4-H Sheep Exhibitors for County and State Fair.** If the same sheep is enrolled by more than one 4-H member (brothers and sisters), only one RFID tag from that sheep needs to be submitted along with the family's sheep enrollment forms. All 4-H Sheep Exhibitors must identify their sheep on the 4-H Online website by May 15.
2. **SHELBY COUNTY FAIR ENTRY** -- All County 4-H Exhibitors must enter your Sheep in their classes in the Fair Entry online program by May 21. All county 4-H Exhibitors must also complete a Pen Reservation Form, and return to the Shelby County Extension Office. Forms are due May 15. There will be NO entries accepted after May 15th.
3. **STATE FAIR ENTRIES** – Pre-entry is required. These must be animals owned by the 4-H'er and not a leased animal. DNA samples must also be turned in by May 15th for State Fair exhibitors.

4-H SHEEP HEALTH/SAFETY REGULATIONS

Refer to 4-H General Livestock/Animal rules.

4-H SHEEP CLASS INFORMATION

1. 4-H Sheep members may enroll and show no more than six (6) ewes and six (6) market lambs (12 head total).
2. There will be a 4-H class offered for all recognized breeds of sheep, regardless of how many animals are entered and exhibited.
3. Any animal showing as 4-H purebred (registered) must have Breed Registration papers available for inspection by 4-H Superintendents before Sheep show. Entry blanks must carry Registration Number for each entry.
4. Definition of a purebred market lamb: an animal sired by a registered sire and from a registered dam of the same breed. All others are considered crossbred. Registration number of sire and dam should be available, or registration paper on market lamb should be available.
5. **CLASS SIZE LIMIT** -- Registered and crossbred market lamb and ewe classes shall not exceed ten (10) in any one class.
6. The direct application of ice, ice water, alcohol, Freon or any other refrigerant to the hide of a lamb is strictly prohibited. This deceptive, fraudulent practice will cause the exhibitor and their animal(s) to be disqualified immediately.
7. **MARKET LAMBS** -- Classes will be broken by weight within breed classes if necessary with ideal class size being 7-10 animals.
8. **CROSSBRED EWES** -- Classes will be broken by weight within age classes if necessary.
9. 4-H Sheep shown in pair of ewe lambs, pair of yearling ewes, and/or pair of market lambs must be owned, entered, and shown by the 4-H members entering the pair class. This is not a family class.

10. All champion market lambs will be re-I.D.ed if requested by the Superintendent. **The third place animal will be designated by the judge and given to the Superintendent in a sealed envelope.**
11. 4-H member is to designate at weigh-in whether it is a market lamb or a breeding animal.

ORDER OF SHOW: Cheviot, Columbia, Corriedal, Crossbred, Dorset, Dorset Advantage, Hampshire, Montadale, Natural Color, Rambouillet, Shropshire, Southdown, and Suffolk and Other Recognized Breeds.

4-H SHEEP EWE SECTIONS:

Crossbred ewe age classes with more than ten (10) entries will be broken by weight. All pair classes must be owned by the same 4-H member.

1. Yearling Ewe, one year and under two by September 1, current year.
2. Pair of yearling Ewes
3. Ewe lamb, lambed after September 1, previous year
4. Pair of Ewe lambs
5. Champion and Reserve Ewe, Sections 1, 3
6. Grand Champion and Reserve Grand Champion Ewe

4-H SHEEP MARKET LAMB SECTIONS:

7. Cheviot
8. Columbia
9. Corriedale
10. Crossbred
11. Dorset
12. Dorset Advantage
13. Hampshire
14. Montadale
15. Natural Colored
16. North Country Cheviot
17. Other Breeds (shown in alphabetical order)
18. Oxford
19. Rambouillet
20. Shropshire
21. Southdown
22. Suffolk
23. Champion and Reserve Champion Market Lamb
24. Grand Champion and Reserve Grand Champion Market Lamb
25. Pair of Market Lambs: More than ten (10) in a class will be broken in half. Any breed with five (5) or more entries will be entitled to its own class.
26. Champion Pair of Market Lambs

4-H SHOWMANSHIP RULES:

See SHOWMANSHIP section of this Handbook for rules.

4-H SWINE

ALL 4-H GENERAL LIVESTOCK/ANIMAL RULES SHALL APPLY!

ANIMAL LEASE FORM IS DUE IN THE SHELBY COUNTY EXTENSION OFFICE BY MAY 15.

Workshop: Sunday, June 9, 2024 at 4:00 p.m. in the Show Arena

Show: Tuesday, June 11, 2024 – 8:00 a.m.

PREMIUMS: \$6, \$5, \$4, \$3, \$2; Participation \$1 SHOWMANSHIP PREMIUMS: \$2, \$1, \$1

We will be having a Barrow and Gilt show. All gilts must be shown in the Gilt Show.

Swine will be released on Thursday, June 13, 2024. Clean up is scheduled from 8-10 am and you must be out and cleaned up by 12 noon. Requests for early 4-H livestock project release or late 4-H livestock project arrival will be handled by the Overall Livestock Superintendents, Species Superintendent and the 4-H Educator on a case by case basis. Requests must be submitted in writing and received in the County Extension Office 2 weeks before the fair starts. No exceptions.

4-H SWINE ENTRY RULES

1. **4-H ONLINE** -- Livestock must be owned by or leased (county exhibition only) and in possession of the 4-H member by May 15 of current year. **This pertains to ALL 4-H Swine Exhibitors for County and State Fair.** Siblings may have co-ownership of hogs. All 4-H Swine Exhibitors must identify their Swine on the 4-H Online website by May 15th.
2. **SHELBY COUNTY FAIR ENTRY FORM** -- All County 4-H Exhibitors must enter your Swine in their classes in the Fair Entry online program by May 21. All county 4-H Exhibitors must also complete a Pen Reservation Form, and return to the Shelby County Extension Office by May 15. There will be NO Pen Reservation Forms accepted after May 15th.
3. All Swine must have an RFID tag. 4-H'ers having state fair entry animals must come to the Extension Office to get this before May 15th for enrollment. All others will receive theirs at weigh-in.
4. **STATE FAIR ENTRIES** – Pre-entry is required. You must have turned in DNA samples of hair by May 15th and must have an RFID tag. Slick clipping or body shaving of 4-H barrows and gilts is prohibited. Animals that are slick clipped or body shaved less than one half inch (in length) will not be allowed to exhibit. A minimum of one-half inch of hair on the body of hogs is preferred by the packers that purchase and process these animals. Hogs having less than one-half inch of hair on their body may be condemned by the processor. 4-H members will not receive carcass payment for animals that are condemned.

4-H SWINE HEALTH/SAFETY REGULATIONS:

Refer to 4-H General Livestock Animal rules.

4-H SWINE CLASS INFORMATION

1. Swine members may enroll and show no more than six (6) gilts and six (6) barrows (total of twelve [12] head). December gilts are not eligible to be shown at the State Fair.
2. Barrows only will be shown in the Barrow show. All gilts will be shown in the Gilt show.
3. Pigs with bloody or scabby ear notches will not be eligible for exhibition or the Livestock Auction.
4. There will be a 4-H class offered for all recognized breeds of purebred gilts, regardless of how many animals are entered and exhibited.
5. All registered, purebred swine, male and female, must show registration papers at time of check-in.
6. Definition of a purebred barrow or gilt: an animal sired by a registered sire and from a registered dam of the same breed; all others are considered crossbred.
7. Barrows and Crossbred gilts will be weighed to determine classes and sale weight.
8. Barrow and Crossbred gilt classes will be determined after Weigh-In, by the 4-H Superintendent. Registered and crossbred Barrow classes and Crossbred gilts classes shall try not to exceed ten (10) in any one class.
9. Only those animals listed on one State Entry Form designating County Entries are eligible to show at the Shelby County Fair. Only those animals listed on one State Fair entry form designating State Entries are eligible to show at the State Fair. The same animals may appear on both entry forms, if two forms are needed.
10. Once an animal and 4-H member's name is registered on a weight card, the animal cannot be transferred to or shown by another member's name. Only one 4-H'er's name can appear with any one Animal Identification at Check-In time during the fair.

11. 4-H member is to designate at weigh-in whether it is a barrow or a gilt.
12. Hogs having less than one-half inch of hair on their body may be condemned by the processor. 4-H members will not receive carcass payment for animals that are condemned. Clip at your own risk.

ORDER OF SHOW: Berkshire, Chester White, Crossbred, Duroc, Hampshire, Landrace, Poland China, Spots, Tamworth, Yorkshire, and Other recognized breeds.

4-H SWINE GILT SECTIONS:

1. Gilt, Purebred, farrowed December, previous year
2. Gilt, Purebred, farrowed January, current year
3. Gilt, Purebred, farrowed February, current year
4. Gilt, Purebred, farrowed March, current year
5. Gilt, Crossbred, divided by weight
6. Champion and Reserve Champion Female (Sections 1, 2, 3, 4,5)
7. Grand Champion and Reserve Grand Champion, Female, Overall Breeds. (All breeds will be championed during the early show.)

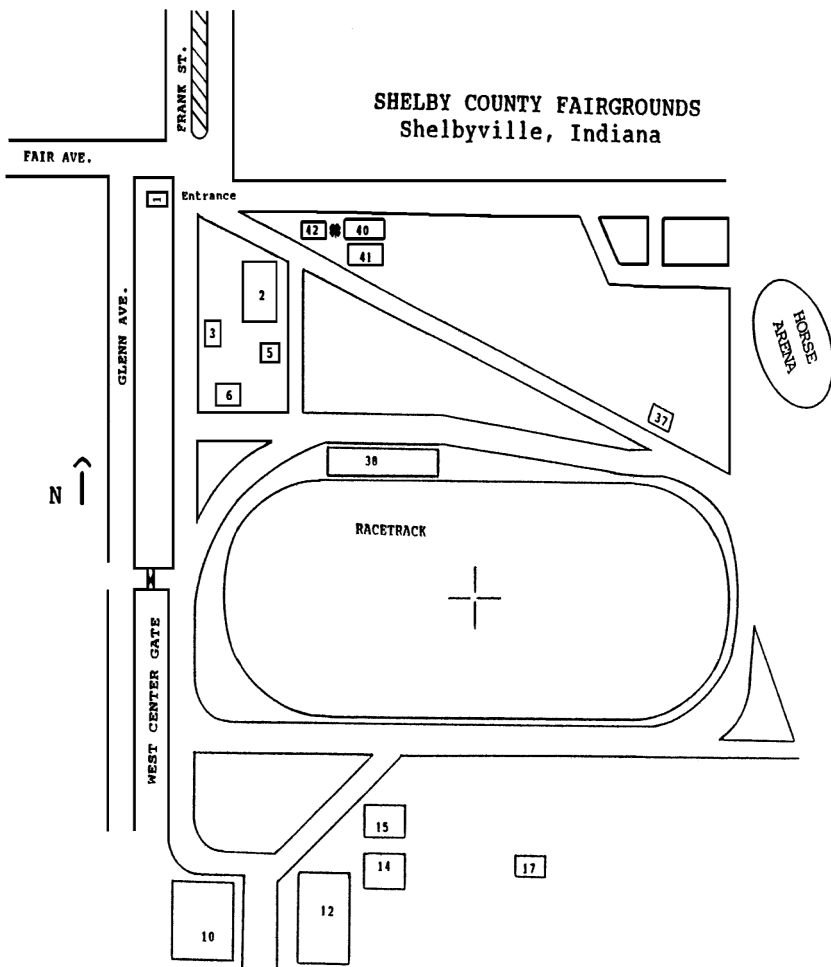
4-H BARROW SECTIONS:

At least two animals in a breed are needed for the breed to be recognized; otherwise breeds will show in the All Other Breeds section.

- | | |
|-------------------|--|
| 8. Berkshire | 15. Poland China |
| 9. Chester White | 16. Spots |
| 10. Crossbred | 17. Tamworth |
| 11. Duroc* | 18. Yorkshire |
| 12. Hampshire | 19. All Other Breeds |
| 13. Hereford Hogs | 20. Champion & Reserve Champion Barrow (Sections 8 - 19) |
| 14. Landrace | 21. Grand Champion and Reserve Grand Champion Barrow. (All breeds will be championed during the early show.) |

4-H SHOWMANSHIP:

See SHOWMANSHIP Section of this Handbook for rules.



SHELBY COUNTY FAIRGROUNDS
Shelbyville, Indiana

- | | |
|---------------------------------|-----------------------------|
| 1. Entrance/Main Gate House | 15. Cattle Barn |
| 2. Family Arts Building | 17. Restrooms |
| 3. Hendricks Cabin | 37. Restrooms |
| 5. Restrooms | 38. Grandstand |
| 6. Fairgrounds Main Office | 40. 4-H Building/4-H Office |
| 10. West Livestock Barn | 41. Merchants Building |
| 12. Livestock Office/Show Arena | 42. Brinson 4-H Hall |
| 14. Old Show Pavilion | |

- **MEETINGS ATTENDED:** Total number of local meetings attended held by 4-H club listed on the front of white card. If you attend meetings of other 4-H clubs, list the club name followed by the number of meetings attended. For County meetings, list club name or type of meeting followed by the number of meetings attended, such as Junior Leaders 8.
- **COMMITTEE WORK:** List committee worked on. If you served refreshments at 3 meetings you would put refreshments 3. The whole club working on a project is not considered committee work.
- **ACTIVITIES PARTICIPATED IN:** Indicate activity and level C (county, A (area), & S (State), if applicable . Ex: Fashion Revue C, Share the Fun C, A.
- **WORKSHOPS ATTENDED:** A workshop is where you have hands on participation such as training your dog at the Dog Obedience Workshop or learning icing techniques at the Cake Decorating Workshop. Be sure to list the number attended.
- **JUDGING EVENTS:** List category judged and the level (L-local, A-area, S-state, N-national). An example would be Dairy Foods Judging S or Soils Judging A, S
- **PUBLIC SPEAKING/DEMONSTRATION:** List title of demonstration or speech and the level at which it was given (C-County, S-State).
- **COMMUNITY SERVICE:** List service and where done or what you did such as Christmas caroling, donated food for food bank, etc.
- **TRIPS ATTENDED:** List all camps, trips attended for 4-H such as 4-H Camp, State Jr Leader Conference, State Chorus, etc.
- **AWARDS RECEIVED:** List pins, plaques, trophies, banners & titles won.
- **FIELD TRIPS, TOUR, MASS MEDIA:** List field trips taken in projects, tours, articles written for publications or appearances on radio or TV.

If there is doubt where something should be listed, compare it to examples given. If there is still doubt, list the item where you think it fits best.

You may pick up your record sheets at the extension office or download them at:

www.extension.purdue.edu/shelby

ALWAYS FILL OUT BOTH SIDES OF MY RECORD OF 4-H ACHIEVEMENT!

When selecting winners of awards or trips, your personal record is reviewed by a committee. The county Extension Office keeps a continuous point sheet on each 4-H Member. Total points are not the only determining factor in selection, but this assists the committee.

Remember -- "Completion" is having your completed project record sheets turned in to the Extension Office by the deadline. Just exhibiting or showing does not count as completion. You are allowed 1 completed record sheet without an exhibit for points. Any completed record sheets over the 1 allowed will receive credit for completion (no points).

When you put your project record sheets in a folder, you will also fill out My Record of 4-H Achievement. It is VERY important that you completely fill out both sides of this sheet. Points may be received, as follow:

- 5 points for exhibit
- 5 points for completed record sheet

2023 Livestock Auction Buyers

Ag Spectrum/Carl Kissell
Azalia Elevator
Barnyard Party Pals
Bolts & Nuts of Hancock Co.
Bull & Branch Farms
Bunge North America
Caldwell, Inc
Caldwell Development
Caldwell Environmental
FOC Heating and Cooling
Hecate Energy, LLC
Huntsman Spray Foam
Kokomo Grain
Adam Mahin
Brett Mahin
Major Health Partners
Orr & Associates Bath
Insurance Group

Over the Top Custom Weld-
ing
Poet Biofuels
Ramsey Farms
Reuter Crop Insurance
The Roan Farm
RushShelby Energy
Schakel Center
Shelby County Co-Op
Shelby County Farm Bureau
Inc
Shelby Materials
Southern Gal Beauty
Sparks and Eichen
I States Ag Research
Tagalong Farms
Weintraut Carpet
Whitney Carson Farms

Thank you to Indiana Farm
Bureau and Shelby County
Ag Promotion for sponsoring
our 4-H Appreciation night.

2023 Food Auction Supporters

Paul Baute
Peggy Cassidy
Dan Clark
Jill Coen
Cody Cory
Trey Davidson
Richard Fix
Scott Gabbard
Ann Goodwin
Sarah Johnson
Jones Truck Repair
Jane Kuhn
Diana Lemmons
Casey Majors
Barbara McFarland
Joe Ramsey

Kenny Ramsey
LeAnne Ramsey
Rebecca Sanford
Luke Schonfeld
Shelby Co Farm Bu-
reau
Michael Sprinkle
Brad Stamper
Angie Steinbarger
Suzanne Tormoehlen
Adam Tupper
Britney Veach
Cindy Verseman
Christa Weaver
Terrie Young

Thank you to Shelbyville's Rural King store for donating a generous gift card for our Livestock Exhibitors!

2023 TROPHY DONORS - GENERAL PROJECTS

PROJECT	GRAND CHAMPION	RESERVE GRAND CHAMPION
ARTS & CRAFTS	Shelby County Co-Op	Cassidy Farms
BEEKEEPING	Southwestern Shamrocks	D & N Farms, LLC
CAKE DECORATING	D & N Farms, LLC	Liberty 57 Homemakers Club
CAT POSTER	The Goodwin Family	
CHILD DEVELOPMENT	Dizzy Dames Homemakers Club	Shelby County Tourism & Visitors Bureau
COLLECTIONS	Freeman Family Funeral Homes & Crematory	Mike Cuskaden
CONSTRUCTION & ARCHITECTURAL REPLICA	Bunge North America, Morristown	Cord Bros, Inc
CONSTRUCTION SETS	The Kuhn Family	Mask Machine
CONSUMER CLOTHING	Brandywine Cloverleaf 4-H Club	Shelby County Tourism & Visitors Bureau
CONSUMER CLOTHING	Chip Off The Block	Coffee Creek Ridge
FASHION REVUE	Quilt Club	
CONSUMER LIVESTOCK	Kuhncrest Holsteins	
COOKIE DECORATING	Chenoweth Family	Chenoweth Family
CREATING WITH A MIX	Kopper Kettle Inn Restaurant	Coffee Creek Ridge
CROPS - GRAIN	In Memory of Allen Isley	Bunge North America
CROPS - PLANT	In Memory of Allen Isley	Bunge North America
OUTSTANDING SOYBEAN EXHIBITOR	Bunge North America	
CUPCAKE DECORATING	D & N Farms, LLC	Gregg C Mazonas, DDS, PC
DO YOUR OWN THING	Special By Design	Mark & Debbie Bassett
DOG POSTER	Shelby County Tourism & Visitors Bureau	Coffee Creek Ridge
ELECTRIC	RushShelby Energy	Cody & Elyse Cory & family
FINE ARTS	4-H Advisory Council	Kopper Kettle Inn Restaurant
FLORICULTURE	Drake's Flower Patch	Dick & Delores Basey
FOODS	Shelby County Extension	Shelby County Extension
FOOD PRESERVATION	Homemakers Council	Homemakers Council
FORESTRY	Shelby County Tourism & Visitors Bureau	Kopper Kettle Inn Restaurant
GARDEN	In Memory of Francis & Pat Musgrave	In Memory of Francis & Pat Musgrave
GEOLOGY	Dick & Delores Basey	Kopper Kettle Inn
GENEALOGY	Foltz & Sons Farms, Inc.	E-Clips Hair
GIFT WRAPPING	Steve Webb Farms	4-H Advisory Council
H.E.L.P.	Cassidy Farms	Gregg C. Mazonas, D.D.S.
HEALTH	Champion—4-H Advisory Council	
HOME ENVIRONMENT	Shelby County Co-Op	Cassidy Farms
HORSELESS HORSEMAN	Paul & Mary Ann Sanders Family	Country Crafters Homemakers Club
INDIANA HERITAGE	In Memory of Susie Rhoades	D & N Farms, Inc
LLAMA/ALPACA FIBER CRAFTS	Mike Dooley - Pest Assassin, Inc	
LLAMA/ALPACA POSTER	Gregg C. Mazonas, D.D.S., P.C.	
MICROWAVE COOKING	Chip-n-Seal Farms	Extension Homemakers Past County Presidents
MODEL CRAFTS	Lucky Fifteen Homemakers Club	
PHOTOGRAPHY	Mike Dooley - Pest Assassin, Inc	Coffee Creek Ridge
POULTRY POSTER	Shelbyville Paint, Flooring & More	Bunge North America
POULTRY POSTER	Coffee Creek Ridge	Morristown, IN
POULTRY POSTER	Shelbyville/Shelby County Animal Shelter	
READING	Soil & Water Conservation District	Shelbyville Animal Clinic
RECYCLING	Shelby County Recycling District	Shelby County Recycling District
ROBOTICS	The Kuhn Family	
SCRAPBOOK	Shelby County Extension Homemakers Council	4-H Advisory Council
SEWING	Block Party Quilt Club	Chip Off the Block Homemakers Quilt Club
SEWING-FASHION REVUE	Crafty Creators Homemakers Club	Block Party Quilt Club

PROJECT

SEW FOR FUN

SEW FOR FUN-FASHION REVUE
SHOOTING SPORTS
SMALL ANIMALS
SMALL ENGINES

SPORTFISHING

SPORTS
TRACTOR SAFETY EDUCATION
VETERINARY SCIENCEWELDING
WILDFLOWERS

WILDLIFE

WOODWORKING

GRAND CHAMPIONCountry Crafters
Homemakers Club
Dizzy Dames Homemakers Club
Mike Cuskaden
Shelbyville Animal Clinic
Knights of Columbus, Sacred
Heart Council #822
Soil & Water Conservation
District
4-H Advisory Council
Southwestern Shamrocks
Knights of Columbus
Sacred Heart Council #822
Cody & Elyse Cory & Family
M N O Extension Homemakers

In Memory of Amber Hoffman

Freeman Family Funeral
Homes & Crematory**RESERVE GRAND CHAMPION**

Block Party Quilt Club

Gregg C. Mazonas, D.D.S.
Mask Machine
MASK MachineFreeman Family Funeral
Homes & Crematory
4-H Advisory Council
Matthew & Michelle Tobias
Knights of Columbus
Sacred Heart Council #822
Matthew & Michelle Tobias
Shelby County Tourism
& Visitors Bureau
Knights of Columbus Sacred
Heart Council # 822
Mask Machine**ADDITIONAL AWARDS****JUNIOR LEADER**

Outstanding Overall—Knights of Columbus, Sacred Heart Council #822

JUNIOR LEADER

Outstanding Overall— Steve Webb Farm


PUBLIC SPEAKING

Grand Champion—Clark Orthodontics, David B Clark, D.D.S., M.S.D.

Reserve Grand Champion—Bunge North America, Morristown, IN

4-H MENTAL ATTITUDE AWARD

Clark Orthodontics, David B Clark, DDS, MSD



Thank you

TO

Shelby County Farm Bureau

for supporting 4-H by donat-
ing towards trips & awards,
and providing member &
leader pins!

2023 BEEF CATTLE TROPHY SPONSORS

SHOWMANSHIP

Novice –Snepp Farms, Inc.
Junior –Gregg C. Mazonas, DDS, PC
Senior–Paula McDonald, Double SS Angus Farm, In Memory of Sam Sandefur

OVERALL BEEF HEIFER

Grand Champion - Everhart Herefords
Reserve Grand Champion – Larkey Insurance Agency

OVERALL BEEF STEER

Grand Champion– Shelby County Co-op
Reserve Grand Champion –Shelby County Beef Cattle Association

MARKET STEER RATE OF GAIN

Champion–David & Anne Lawson

Beef Herdsman

Champion–Shelby County Beef Cattle Association

BEEF BANNER - Grand Champion Heifer and Steer–Farm Credit Services

Reserve Grand Champion Heifer and Steer - Justus Family Show Cattle

BEEF DIRECTOR'S CHAIRS - Grand Champion Heifer and Steer--Farmers Mutual Insurance-
Kevin Carson, Agent

2023 CAT TROPHY SPONSORS

GRAND CHAMPION CAT– Shelby County Tourism & Visitors Bureau

RESERVE GRAND CHAMPION CAT--Havenwood Farm

CAT DIRECTOR'S CHAIR - Bruning Enterprises, Inc.

CAT BANNER

Grand Champion - Cassidy Farms

SHOWMANSHIP

Novice –Shelbyville Animal Clinic, Inc.
Junior –Shelbyville/Shelby County Animal Shelter
Senior - The Titus Family

2023 DAIRY CATTLE TROPHY SPONSORS

SHOWMANSHIP

Top Novice -In Memory of Russell Titus
Junior - 4-H Advisory Council
Senior - Bunge North America, Morristown, IN

SUPREME FEMALE

Grand Champion - Freeman Family Funeral Homes & Crematory

DIRECTOR'S CHAIR - 4-H Advisory Council

BANNER - Supreme Dairy Cow - Farm Credit Services

DAIRY HERDSMAN–Bunge North America, Morristown, IN

2023 DOG TROPHY SPONSORS

DOG OBEDIENCE

Grand Champion - Shelbyville Animal Clinic
Reserve Grand Champion - Larkey Insurance Agency

DOG SHOWMANSHIP

Grand Champion - Shelby County Tourism & Visitors Bureau
Reserve Grand Champion - Gregg C Mazonas, D.D.S.

DOG AGILITY

Grand Champion - Mask Machine
Reserve Grand Champion - Shelby Farm Supply

DIRECTOR'S CHAIRS

Grand Champion Obedience - Shelby County Tourism & Visitors Bureau
Grand Champion Showmanship - FOC Heating & Cooling
Grand Champion Agility - FOC Heating & Cooling

2023 DAIRY GOAT TROPHY SPONSORS

SHOWMANSHIP

Junior—H & R Water Systems, Inc.
Senior -D & N Farms, LLC

OVERALL WETHER

Grand Champion- Myers Frozen Food
Reserve Grand Champion - Freeman Family Funeral Homes & Crematory

OVERALL DAIRY GOAT MILKING DOE

Grand Champion - Bunge North America, Morristown, IN
Reserve Grand Champion - 4-H Advisory Council

OVERALL DAIRY GOAT DRY DOE

Grand Champion—Bunge North America, Morristown, IN
Reserve Grand Champion—Wanamaker Feed & Seed

GOAT HERDSMAN—Louie & Jone Koch & family

DIRECTOR'S CHAIRS

Overall Dairy Goat Wether - A Veteran Plumber
Overall Dairy Goat Doe—Bruning Enterprises, Inc.
Overall Dairy Goat Dry Doe- Jason & Michelle Karmire

BANNERS

Grand Champion Wether- LTW3 Farms, Frank & Rebecca Schonfeld & Family
Reserve Grand Champion Wether- A Veteran Plumber
Grand Champion Milking Doe - LTW3 Farms, Frank & Rebecca Schonfeld & Family
Reserve Grand Champion Doe - 4-H Advisory Council
Grand Champion Dry Doe—Becca & Brad Miller
Reserve Grand Champion- 4-H Advisory Council

Goat Herdsman—4-H Advisory Council

2023 MEAT GOAT TROPHY SPONSORS

SHOWMANSHIP

Novice - Myers Frozen Food
Junior - Cord Bros, Inc.
Senior - Shelby Farm Supply

OVERALL MEAT GOAT PERCENTAGE DOE

Grand Champion - 4-H Advisory Council
Reserve Grand Champion - Paetzel Farm

OVERALL MEAT GOAT FULLBLOOD DOE

Grand Champion - Flat Rock Ag Supply
Reserve Grand champion - Wanamaker Feed & Seed

OVERALL MEAT GOAT UNREGISTERED DOE

Grand Champion- Kissell Agri-Systems
Reserve Grand Champion- Azalia Elevator

OVERALL MEAT GOAT WETHER

Grand Champion - Myers Frozen Food
Reserve Grand Champion - 4-H Advisory Council

OVERALL MEAT GOAT MARKET DOE

Grand Champion - Becca & Brad Miller

RATE OF GAIN

Brad & Becca Miller

DIRECTOR'S CHAIR

Overall Meat Goat Percentage Doe - Jason & Michelle Karmire
Overall Meat Goat Fullblood Doe - A Veteran Plumber
Overall Meat Goat Unregistered Doe—DK Farms, Mike & Sandy Kyle
Overall Meat Goat Wether- 4-H Advisory Council
Overall Meat Goat Market Doe - Jason & Michelle Karmire

BANNERS

Grand Champion Percentage Doe - Weintraut Farms
Grand Champion Fullblood Doe - Schonfeld Farm, Jeff & Beth Schonfeld & Family
Grand Champion Unregistered Doe- DK Farms, Mike & Sandy Kyle
Grand Champion Wether - Boggstown Boer Goats, Mike & Kim Young
Grand Champion Meat Goat Market Doe - 4-H Advisory Council
Reserve Grand Champion Percentage Doe - 4-H Advisory Council
Reserve Grand Champion Fullblood Doe - 4-H Advisory Council
Reserve Grand Champion Unregistered Doe- 4-H Advisory Council
Reserve Grand Champion Wether - 4-H Advisory Council
Reserve Grand Champion Meat Goat Market Doe - 4-H Advisory Council

2023 PYGMY GOAT TROPHY SPONSORS

SHOWMANSHIP

Top Novice - The Kuhn Family
Junior—Shelby County Tourism & Visitors Bureau
Senior—Coffee Creek Ridge

OVERALL PYGMY GOAT DOE

Grand Champion - Shelby County Tourism & Visitors Bureau
Reserve Grand Champion - 4-H Advisory Council

OVERALL PYGMY GOAT WETHER

Grand Champion- Hair Tique & Tan, Inc
Reserve Grand Champion - Myers Frozen Food

DIRECTOR'S CHAIR

Overall Pygmy Goat Doe - Jason & Michelle Karmire
Overall Pygmy Goat Wether - Shelby County Tourism & Visitors Bureau

BANNERS

Grand Champion Doe - DK Farm, Mike & Sandy Kyle
Reserve Grand Champion Doe - 4-H Advisory Council
Grand Champion Wether - Rick & Debbie Justus
Reserve Grand Champion Wether - 4-H Advisory Council

2023 4-H HORSE & PONY TROPHY SPONSORS

SHOWMANSHIP

WESTERN HALTER, GELDINGS, OVER 56", AGES 5 & UNDER, JR & SR EXHIBITORS-Kenny Carlton
WESTERN HALTER, GELDINGS, OVER 56", AGES 6-12, JR & SR EXHIBITORS-In Memory of

Smooth Talkin Maggie

WESTERN HALTER, GELDINGS, OVER 56", AGES 13 & OVER, JR & SR EXHIBITORS-Carlton Prop-
erty Maintenance

WESTERN HALTER, GELDINGS, 56" & UNDER, ALL AGES, JR & SR EXHIBITORS-Bob & Toni
Carlton

WESTERN HALTER, MARES, OVER 56", AGES 5 & UNDER, JR & SR EXHIBITORS-Doc & Debi
Weesner

WESTERN HALTER, MARES, OVER 56", AGES 6-12-JR & SR EXHIBITORS-Kevin & Robin Carlton

WESTERN HALTER, MARES, OVER 56", AGES 13 & OVER, JR & SR EXHIBITORS-In Memory of Bad
Wheel Willa

WESTERN HALTER, MARES, 56" & UNDER, ALL AGES, JR & SR EXHIBITORS-Tri County Outdoor
Power Equipment

WESTERN SHOWMANSHIP, MARES & GELDINGS, ALL SIZES, SR EXHIBITORS-The Graham Farm

WESTERN SHOWMANSHIP, MARES & GELDINGS, ALL SIZES, JR EXHIBITORS-Shelby County Tour-
ism & Visitors Bureau

FIRST YEAR WESTERN SHOWMANSHIP, ALL AGES, ALL SIZES, JR & SR EXHIBITORS-Nigh Group
Hay & Forage

WESTERN PLEASURE, WALK/TROT, 56" & UNDER, SR EXHIBITORS-In Memory of Buster & Kathy
Davis

WESTERN PLEASURE, WALK/TROT, 56" & UNDER, JR EXHIBITORS-Carlton Property Mainte-
nance

WESTERN PLEASURE, WALK/TROT, OVER 56", SR EXHIBITORS-Kenny Carlton

WESTERN PLEASURE, WALK/TROT, OVER 56", JR EXHIBITORS-Scott & Julie Kramer

WESTERN PLEASURE, ALL GAITS, 56" & UNDER, JR EXHIBITORS-In Memory of Lightning Bug

WESTERN PLEASURE, ALL GAITS, OVER 56", SR EXHIBITORS-In Memory of Fair Pride Annie

WESTERN PLEASURE, ALL GAITS, OVER 56", JR EXHIBITORS-Jeremy & Katie Carlton

WESTERN HORSEMANSHIP, WALK/TROT, ALL SIZES, SR EXHIBITORS-In Memory of Bad Wheel
Willa

WESTERN HORSEMANSHIP, WALK/TROT, ALL SIZES, JR EXHIBITORS-The Graham Family

WESTERN HORSEMANSHIP, ALL GAITS, ALL SIZES, SR EXHIBITORS-Bob & Toni Carlton

WESTERN HORSEMANSHIP, ALL GAITS, ALL SIZES, JR EXHIBITORS-Kenny Carlton

REINING, ALL SIZES, SR EXHIBITORS-Jackson Farrier Supplies

REINING, ALL SIZES, JR EXHIBITORS-Carlton Property Maintenance

RANCH PLEASURE, ALL SIZES, SR EXHIBITORS-Jackson Farrier Supplies

RANCH PLEASURE, ALL SIZES, JR EXHIBITORS-Rancho Deluxe Cattle Co

WESTERN RIDING, ALL SIZES, SR EXHIBITORS-Scott & Julie Kramer

WESTERN RIDING, ALL SIZES, JR EXHIBITORS-Rancho Deluxe Cattle Co

ENGLISH HALTER, GELDINGS & MARES, OVER 56", ALL AGES, JR & SR EXHIBITORS-Jeremy &
Katie Carlton

ENGLISH HALTER, GELDINGS & MARES, 56" & UNDER, ALL AGES, JR & SR EXHIBITORS-In
Memory of Lightning Bug

CHAMPION HALTER-Scott & Julie Kramer

CHAMPION HALTER DIRECTOR'S CHAIR-David & Anne Lawson

CHAMPION HALTER BANNER-In Memory of Buster & Kathy Davis

RESERVE CHAMPION HALTER-Randy Samples Stables

ENGLISH SHOWMANSHIP, MARES & GELDINGS, ALL SIZES, SR EXHIBITORS-Rancho Deluxe Cattle
Co

ENGLISH SHOWMANSHIP, MARES & GELDINGS, ALL SIZES, JR EXHIBITORS-In Memory of Fair
Pride Annie

CHAMPION SHOWMAN-The Graham Farm

CHAMPION SHOWMAN DIRECTOR'S CHAIR-David & Anne Lawson

RESERVE CHAMPION SHOWMAN-Longacre Farm, Fairland, IN

HUNTER UNDER SADDLE/ENGLISH PLEASURE, WALK/TROT/56" & UNDER, JR EXHIBITORS-Tri
County Outdoor Power Equipment

HUNTER UNDER SADDLE/ENGLISH PLEASURE, WALK/TROT, OVER 56", SR EXHIBITORS-Nigh
Group Hay & Forage

HUNTER UNDER SADDLE/ENGLISH PLEASURE, WALK/TROT, OVER 56", JR EXHIBITORS-In
Memory of Smooth Talkin Maggie

HUNTER UNDER SSADDLE/ENGLISH PLEASURE, ALL GAITS, 56" & UNDER, JR EXHIBITORS-Tri
County Outdoor Power Equipment

HUNTER UNDER SADDLE/ENGLISH PLEASURE, ALL GAITS, OVER 56", SR EXHIBITORS-Jeremy & Katie Carlton

HUNTER UNDER SADDLE/ENGLISH PLEASURE, ALL GAITS, OVER 56", JR EXHIBITORS-Kevin & Robin Carlton

HUNTER UNDER SADDLE/ENGLISH EQUITATION, WALK/TROT, ALL SIZES, SR EXHIBITORS-Kenny Carlton

HUNTER UNDER SADDLE/ENGLISH EQUITATION, WALK/TROT, ALL SIZES, JR EXHIBITORS-Carlton Property Maintenance

HUNTER UNDER SADDLE/ENGLISH EQUITATION, ALL GAITS, ALL SIZES, SR EXHIBITORS-In Memory of Smooth Talkin Maggie

HUNTER UNDER SADDLE/ENGLISH EQUITATION, ALL GAITS, ALL SIZES, JR EXHIBITORS-Bob & Toni Carlton

HUNTER HACK, 18" MAX HEIGHT, ALL SIZES, SR EXHIBITORS-Doc & Debi Weesner

HUNTER HACK, 18" MAX HEIGHT, ALL SIZES, JR EXHIBITORS-Rancho Deluxe Cattle Co

HUNTER HACK, 2' MAX HEIGHT, ALL SIZES, SR EXHIBITORS-Scott & Julie Kramer

HUNTER HACK, 2' MAX HEIGHT, ALL SIZES, JR EXHIBITORS-Kenny Carlton

TRAIL, WALK/TROT, ALL SIZES, SR EXHIBITORS-Jackson Farrier Supplies

TRAIL, WALK/TROT, ALL SIZES, JR EXHIBITORS-In Memory of Buster & Kathy Davis

TRAIL, ALL GAITS, ALL SIZES, SR EXHIBITORS-Nigh Group Hay & Forage

TRAIL, ALL GAITS, ALL SIZES, JR EXHIBITORS-Jeremy & Katie Carlton

INI-HAND TRAIL CLASS-Jackson Farrier Supplies

POLE BENDING, 56" & UNDER, SR EXHIBITORS-Jeremy & Katie Carlton

POLE BENDING, 56" & UNDER, JR EXHIBITORS - Doc & Debi Weesner

POLE BENDING, OVER 56", SR EXHIBITORS-In Memory of Bad Wheel Willa

POLE BENDING, OVER 56", JR EXHIBITORS-Doc & Debi Weesner

BARRELS, 56" & UNDER, SR EXHIBITORS - Tri County Outdoor Power Equipment

BARRELS, 56" & UNDER, JR EXHIBITORS - Rancho Deluxe Cattle Co.

BARRELS, OVER 56", SR EXHIBITORS-Scott & Julie Kramer

BARRELS, OVER 56", JR EXHIBITORS-Rancho Deluxe Cattle Co

FLAGS, 56" & UNDER, SR EXHIBITORS - Doc & Debi Weesne

FLAGS, 56" & UNDER, JR EXHIBITORS - In Memory of Smooth Talkin Maggie

FLAGS, OVER 56", SR EXHIBITORS-In Memory of Fair Pride Annie

FLAGS, OVER 56", JR EXHIBITORS-Scott & Julie Kramer

KEYHOLE, 56" & UNDER, SR EXHIBITORS - Nigh Group Hay & Forage

KEYHOLE, 56" & UNDER, JR EXHIBITORS-Kevin & Robin Carlton

KEYHOLE, OVER 56", SR EXHIBITORS-Bob & Toni Carlton

KEYHOLE, OVER 56", JR EXHIBITORS - Jackson Farrier Supplies

SPEED & ACTION, 56" & UNDER, SR EXHIBITOR - Doc & Debi Weesner

SPEED & ACTION, 56" & UNDER, JR EXHIBITOR - In Memory of Lightning Bug

SPEED & ACTION, OVER 56". SR EXHIBITORS-In Memory of Buster & Kathy Davis

SPEED & ACTION, OVER 56", JR EXHIBITORS-Nigh Group Hay & Forage

COSTUME CLASS, ALL SIZES, SR EXHIBITORS-Kenny Carlton

COSTUME CLASS, ALL SIZES, JR EXHIBITORS-Jackson Farrier Supplies

RESERVE HIGH POINT SR - In Memory of Roysse & Doris Waltz

RESERVE HIGH POINT JR - Harold Fix in Memory of Phyllis Fix

Director's Chairs

HIGH POINT SR - In Memory of Wilfred Drake

HIGH POINT JR - David & Anne Lawson

HIGH POINT, 1 HORSE, 1 RIDER-Bob & Toni Carlton

MENTAL ATTITUDE - Carlton Property Maintenance

2023 LLAMA/ALPACA TROPHY SPONSORS

SHOWMANSHIP

Champion Junior—Shelby Farm Supply
Champion Intermediate - Sharp's Wood Shop
Champion Senior- In Memory of Arthur Studebaker
Champion Novice - Gregg C. Mazonas, D.D.S., P.C.

OVERALL LLAMA/ALPACA - Sunset Llama Club

DIRECTOR'S CHAIR - Overall Llama - Bruning Enterprises, Inc

BANNER - Overall Llama/Alpaca - The Spegal Family

LLAMA/ALPACA HERDSMAN— Champion—Bunge North America, Morristown, IN

2023 POULTRY SHOW TROPHY SPONSORS

POULTRY SHOWMAN

Novice—Mike Dooley - Pest Assassin, Inc
Junior—Shelby Farm Supply

COMMERCIAL BREEDS

Grand Champion - Freeman Family Funeral Homes

BANTAM, EXHIBITION BREED

Grand Champion - Shelby County Tourism & Visitors Bureau

LARGE FOWL EXHIBITION BREEDS

Grand Champion - Gregg C. Mazonas, D.D.S., P.C.
Reserve Grand Champion - Gateway Poultry Associates

OVERALL POULTRY

Best of Show - Paul & Judy Douglas
Reserve Best of Show - Shelby Farm Supply

OVERALL GUINEA

Grand Champion - Mike Cuskaden

OVERALL TURKEY

Grand Champion—Kissell Agri-Systems

OVERALL WATERFOWL

Grand Champion - MASK Machine

DIRECTOR'S CHAIR - Best of Show - Gateway Poultry Associates, In Memory of Merrill Storm

POULTRY BANNER

Best of Show - LTW3 Farms, Frank & Rebecca Schonfeld

ROYALTY

Senior - 4-H Advisory Council
Junior - Mike Dooley - Pest Assassin, Inc

FLOCK ATTENDANT—Sharp's Woodshop

2023 RABBIT TROPHY SPONSORS

SHOWMANSHIP

Novice - Gregg C. Mazonas, D.D.S., P.C.

Junior - Cord Bros., Inc

Senior - Larkey Insurance Agency

OVERALL RABBIT - Best of Show - In Memory of Jane Ann Wheatley

DIRECTOR'S CHAIR - Best of Show - Wanamaker Feed & Seed

BANNER - Grand Champion Best of Show - 4-H Advisory Council

2023 SHEEP TROPHY SPONSORS

SHOWMANSHIP

Novice—Reggie & Jody Isley & Family

Junior—Mike Cooley - Pest Assassin, Inc

Senior —Indiana Farm Bureau Insurance

OVERALL EWE

Grand Champion —Shelby County Sheep Association

Reserve Grand Champion -Shelby County Sheep Association

OVERALL MARKET LAMB

Grand Champion -Jim Robertson & Family

Reserve Grand Champion— In Memory of Allen Settles

RATE OF GAIN - Jim Robertson & Family

SHEEP HERDSMAN - Jim Robertson & Family

BANNER - Grand Champion Ewe & Market Lamb—Farm Credit Services

Reserve Grand Champion Ewe - 4-H Advisory Council

Market Lamb—4-H Advisory Council

DIRECTOR'S CHAIRS

Grand Champion Ewe and Market Lamb--Farmers Mutual Insurance-Kevin Carson,
Agent

2023 SWINE TROPHY SPONSORS

SHOWMANSHIP

Novice –Mike Dooley - Pest Assassin, Inc
Intermediate - Indiana Farm Bureau Insurance
Junior–Freeman Family Funeral Homes & Crematory
Senior – Kissell Agri-Systems, Inc.

GILTS - Breed Champions

BERKSHIRE - In Memory of Amber Hoffman
CHESTER WHITE - Kasco Mfg. Co., Inc
CROSSBRED - Bunge North America, Morristown, IN
DUROC - Shelby Farm Supply
HAMPSHIRE - Kokomo Grain Company, Inc
HEREFORD - Gregg C. Mazonas, D.D.S., P.C.
LANDRACE - Kissell Agri-Systems, Inc
POLAND CHINA- In Memory of Allen Isley

OVERALL SWINE GILT

Grand Champion–Karen & John Fox
Reserve Grand Champion–Bruning Enterprises, Inc.

BARROWS - Breed Champions

BERKSHIRE - Kissell Agri-Systems, Inc.
CHESTER WHITE - Azalia Elevator
CROSSBRED - Kissell Agri-Systems, Inc
DUROC - Kasco Mfg. Co., Inc.
HAMPSHIRE - Kasco Mfg. Co., Inc.
HEREFORD - Kokomo Grain Company, Inc
LANDRACE - Bunge North America, Morristown, IN
POLAND CHINA - Larkey Insurance Agency
SPOTS - Bunge North America, Morristown, IN
YORKSHIRE - David & Anne Lawson

OVERALL SWINE MARKET HOG

Grand Champion -Foltz & Sons Farms, Inc.
Reserve Grand Champion -Kokomo Grain Company, Inc.

HERDSMAN - Kokomo Grain

BANNER - Grand Champion Gilt and Barrow - Farm Credit Services
Reserve Grand Champion Gilt - Everhart 3 Farm
Reserve Grand Champion Barrow - Everhart 3 Farm

DIRECTOR'S CHAIRS - Grand Champion Gilt and Market Hog--Farmers Mutual Insurance-Kevin Carson, Agent

2023 SHOWMANSHIP ROYAL TROPHY SPONSORS

GOLD AWARD (Overall winner)

4-H Advisory Council

BELT BUCKLE AWARD (overall winner)

Shelby Farm Supply, Inc.

GIFT CERTIFICATE & T-SHIRT DONORS

Shelby County Beef Producers
Shelby County Sheep Association
4-H Advisory Council–Dairy

Shelby Materials, Inc. - Goats
Horse & Pony Support Committee
Shelby Materials, Inc. - Swine

SHOWMANSHIP ROYAL BANNER

Farm Credit Services

Shelby County



Our Roots Run Deep
Since 1928

Crops - LP - Petroleum

2350 E State Road 44
Shelbyville, IN
www.shelbycountycocoop.com

317-398-6655

West Branch
56 S 600 W
Shelbyville, IN 46176
317-392-4472

Ray's Crossing
5961 E 200 N
Shelbyville, IN 46176
765-544-2220

THANKS TO
SWINE BANNER
DONORS



**SHELBY COUNTY AG
PROMOTION
COMMITTEE**

Supporting our 4-H Youth.

The Shelby County Agricultural Promotion Committee is pleased to announce the awarding of scholarships to individuals pursuing further education in an area related to or associated with agricultural, environmental and consumer sciences, business, education, industry or the food and nutrition areas.

Scholarship applications are available at the Purdue Extension—
Shelby County Office.
Application deadline is February 18th.



Freeman Family Funeral Homes
and Crematory

Shelbyville - Morristown



**Wick
Buildings®**

by Wick Building Systems, Inc.

**Post Frame Buildings
Excavation Work**

Larry Mohr Construction Inc.

1092 W Flat Rock Rd., Flat Rock, IN 47234

Cell 812-350-1450

Josh Mohr

Cell 812-350-5216

Larry Mohr

812-587-5216

Office

e-mail: larry@larrymohrconstruction.com

josh@larrymohrconstruction.com



Helping Youth Look Ahead Toward Careers in Agriculture

Kent Feeds, Inc., is a long-time sponsor of The National FFA Foundation, The National Young Farmers Educational Association, The National Vocational Agricultural Teachers Association, and several state FFA, 4-H, and young adult organizations.

Kent's support is used for proficiency awards, workshops, and general operating expenses so these organizations can continue their mission of helping youth in the quest for a career in agriculture.

Kent Feeds - Supporting our Youth In Agriculture



More than a feed company.

Your Full Service Feed Dealer
Shelby Farm Supply, Inc
3064 W Old Franklin Rd
Shelbyville, IN 46176
Ph: 317-392-4397

**PROUD
SUPPORTERS
OF SHELBY
COUNTY 4-H**

**Call us today for your ag
financing needs!**

**Franklin Office:
100 International Drive
317-736-6664**

Loans and leases subject to credit approval. Additional terms and conditions may apply. Farm Credit Mid-America is an equal opportunity lender.



**farmCREDIT
MID-AMERICA**

To learn more, visit
FCMA.COM

