

4-H PROJECT INFORMATION AND FAIR BOOK

# STEUBEN COUNTY 4-H 2024

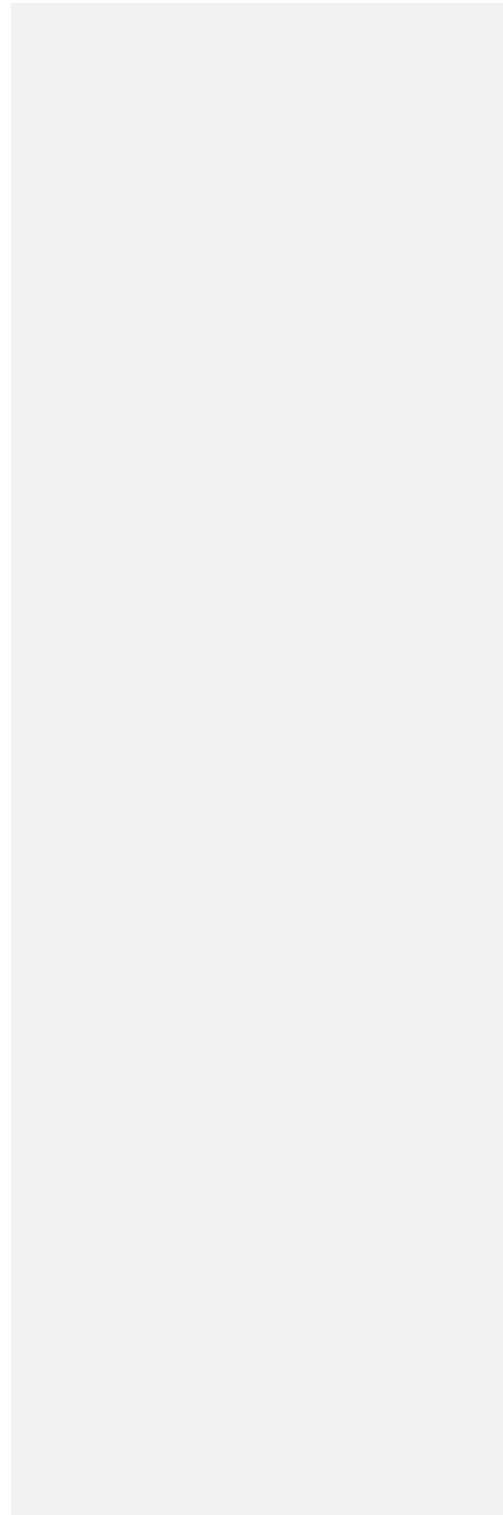


**ISABELLA BUDAK**  
2023  
STEUBEN COUNTY 4-H  
ACHIEVEMENT WINNER



4-H FAIR: JUNE 21-27, 2024

PURDUE UNIVERSITY COOPERATIVE EXTENSION SERVICE  
Steuben Community Center  
317 S Wayne St, Ste 1A, Angola, Indiana 46703  
260-668-1000 Ext. 1400  
[www.extension.purdue.edu/steuben](http://www.extension.purdue.edu/steuben) | [www.bit.ly/4hlandingpage](http://www.bit.ly/4hlandingpage)





————— I pledge —————

my *head* to clearer thinking,  
my *heart* to greater loyalty,  
my *hands* to larger service,  
my *health* to better living,  
for my club, my community,  
my county, and my world.

*Steuben County Commissioners*

Wil Howard  
Andy Laughlin  
Ken Shelton

*Steuben County Council Members*

Lisa Aldrich  
Ruth Beer  
Dan Caruso  
Christina Cress  
William Harter  
Tony Isa  
Rick Shipe

*Steuben County Extension Staff*

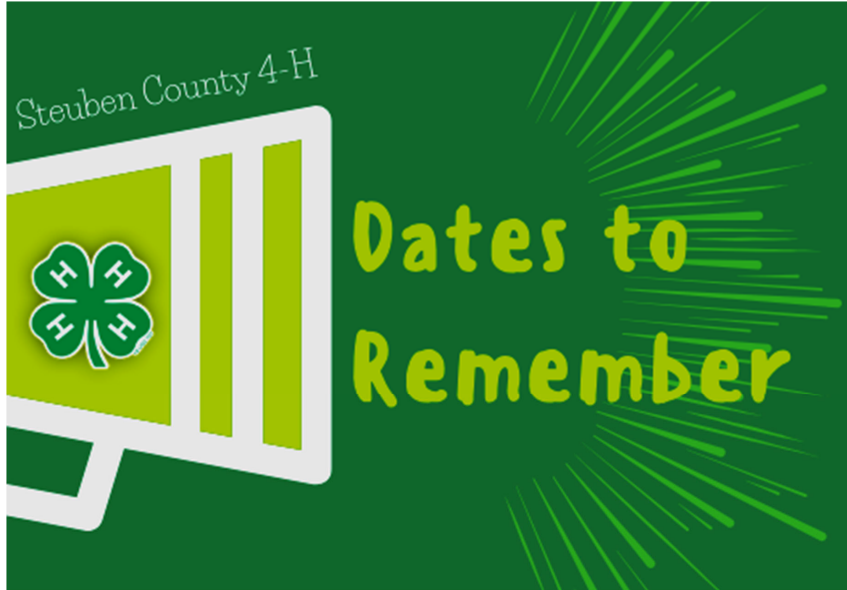
Tami Mosier—County Extension Director &  
Extension Educator, 4-H Youth Development  
Reba Wicker—Extension Educator, ANR/CD  
Dana Stanley—Extension Educator, HHS  
Linda Bidlack—Office Manager  
Joanna Claudy—Part-Time Clerical Staff



*Follow us on social media...*



Most Fair Book Photographs provided by  
Choice Photography by Kirk T. DeBrunner and our members.



**October 1-January 15**

4-H Member Target Enrollment Window

**May 15, 2024**

Animal ID Due (v2.4honline.com)

**May 31, 2024**

Record Sheets Due (drop off at the Extension Office or email)

**June 4, 2024**

Project Add/Drop Due (by phone or email)

Indiana 4-H Quality Livestock Care (or online YQCA) Certification Due

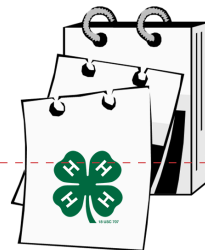
FairEntry Selections Due (steubencountyindiana.fairentry.com)

**June 21-27, 2024**

Steuben County 4-H Fair

**August 2-August 18, 2024**

Indiana State Fair



Commented [MTM1]: All dates are new for 2024

*Table of Contents*

2024 STEUBEN COUNTY 4-H FAIR BOARD ..... 6

2024 4-H COMMITTEES ..... 8

STEUBEN COUNTY 4-H CLUBS/UNITS AND LEADERS ..... 10

2024 TENTATIVE 4-H FAIR SCHEDULE ..... 12

INDIANA 4-H POLICIES AND PROCEDURES, PROGRAM PHILOSOPHY AND EXPECTATIONS..... 14

INDIANA 4-H CLUB MEMBERSHIP ..... 14

INDIANA 4-H LIABILITY RELEASE SIGNED IN 4HONLINE UPON ENROLLMENT ..... 16

INDIANA 4-H BEHAVIORAL CRITERIA FOR ALL YOUTH PARTICIPANTS ..... 16

INDIANA 4-H PARENT/LEGAL GUARDIAN STATEMENT SIGNED IN 4HONLINE UPON ENROLLMENT ..... 17

INDIANA 4-H PHOTO POLICY STATEMENT SIGNED IN 4HONLINE UPON ENROLLMENT (OPTIONAL) ..... 17

INDIANA 4-H ADULT BEHAVIORAL EXPECTATIONS ..... 18

INDIANA 4-H GUIDELINES FOR EXHIBITION AND COMPLETION ..... 19

INDIANA 4-H GRIEVANCE/APEAL GUIDELINES FOR COUNTY 4-H PROGRAM ISSUES ..... 20

STEUBEN COUNTY 4-H GENERAL GUIDELINES ..... 22

STEUBEN COUNTY 4-H RECORD SHEET GUIDELINES ..... 23

STEUBEN COUNTY 4-H PROJECT CHECK-IN/CHECK-OUT AND JUDGING GUIDELINES ..... 26

STEUBEN COUNTY 4-H AWARDS ..... 27

TINY CLOVERS MINI 4-H ..... 29

4-H JR. LEADERS ..... 34

4-H RÉSUMÉ ..... 35

AEROSPACE ..... 37

ANIMAL EDUCATION ..... 39

ARTS AND CRAFTS ..... 40

BEEKEEPING ..... 41

CAKE DECORATING ..... 43

CHILD DEVELOPMENT ..... 44

COLLECTIONS ..... 46

COMMUNICATIONS ..... 47

CONSTRUCTION AND ARCHITECTURAL REPLICA ..... 50

CONSUMER CLOTHING ..... 51

CREATIVE ARTS ..... 52

CROPS ..... 54

ELECTRIC ..... 55

ENTOMOLOGY ..... 58

FINE ARTS ..... 61

FLORICULTURE ..... 62

FOODS, ALTERNATIVE COOKING ..... 65

FOODS, BAKED ..... 67

FOODS, PRESERVED ..... 71

FORESTRY ..... 75

GARDEN ..... 76

GENEALOGY .....	81
GEOLOGY .....	86
HEALTH .....	87
HOME ENVIRONMENT .....	88
MODEL CRAFT .....	90
NEEDLE CRAFT .....	91
PHOTOGRAPHY .....	92
SCRAPBOOKING .....	94
SEWING .....	97
4-H FASHION REVUE .....	101
SHOOTING SPORTS .....	102
SMALL ENGINE .....	104
SOIL AND WATER SCIENCE .....	105
SPORT FISHING .....	107
TRACTOR SAFETY AND OPERATOR SKILLS .....	108
VETERINARY SCIENCE .....	109
VIDEO GAMING AND COMPUTER CODING .....	110
WEATHER AND CLIMATE SCIENCE .....	111
WILDLIFE .....	112
WOODWORKING .....	113
ZERO-TURN MOWER SAFETY AND OPERATOR SKILLS .....	115
GUIDELINES FOR ANIMAL EXHIBITS .....	116
HEALTH REGULATIONS FOR LIVESTOCK EXHIBITION .....	118
LIVESTOCK SKILL-A-THON EVENT .....	121
BEEF .....	121
CAT .....	123
DAIRY .....	125
DAIRY BEEF (FORMERLY KNOWN AS DAIRY STEER) .....	127
FEEDER CALF .....	128
(FORMERLY KNOWN AS BEEF FEEDER, DAIRY FEEDER, AND STARTED CALF PROJECTS) .....	128
DOG .....	130
GOATS (DAIRY GOATS, MEAT GOATS, AND PYGMY GOATS) .....	132
HORSE & PONY .....	136
POULTRY .....	142
RABBITS .....	145
SHEEP .....	147
SWINE .....	149
GENERAL SHOWMANSHIP RULES .....	151
LARGE ANIMAL SUPREME SHOWMANSHIP CONTEST .....	151
SMALL ANIMAL SUPREME SHOWMANSHIP CONTEST .....	152
4-H AUCTION .....	154

**2024 STEUBEN COUNTY 4-H FAIR BOARD—REPRESENTATIVES**




Rick Shipe  
County Council  
2024



Ken Shelton  
County Commissioner  
2024



Melissa Budak  
4-H Club Leader  
2024



Anna Creager  
4-H Club Leader  
2024



Scott Schwartz  
County Park Super.  
2024



Tami Mosier  
4-H Educator

**2024 STEUBEN COUNTY 4-H FAIR BOARD—ELECTED MEMBERS**



Mike Beard  
Otsego Township  
2026



Lindsay Clark  
Scott Township  
2026




Kyle Stockwell  
Salem Township  
2026



Jena Stuckey  
Fremont Township  
2026



Melissa Springar  
Otsego Township  
2026



Stacy Bachelor  
Jackson Township  
2025




Joanna Claudy  
Salem Township  
2025



Gary Shough  
Milgrove Township  
2025






Sara Smith  
Milford Township  
2025



John Wagner  
Jackson Township  
2025



Amanda Cline  
Pleasant Township  
2024



Melissa Henney  
Scott Township  
2024



Tyson Knox  
Otsego Township  
2024



Brian Werner  
Jackson Township  
2024



Vacant as of 10/4/2023  
2024



Vacant as of 10/4/2023  
2024

The Steuben County 4-H Fair Board oversees the activities at the annual 4-H Fair and works diligently to plan all of the events and entertainment prior to the fair. It is the organization that helps raise funds for the 4-H program in Steuben County, and it serves as a governing body for the Steuben County 4-H Program. Nominations for Fair Board positions are open in August, and elections take place in September. Each elected position holds a three-year term.



## 2024 4-H COMMITTEES

All committees function to improve the 4-H Program and 4-H Fair for Steuben County 4-H members and the Steuben County Community.- 4-H Committees are open to both youth and adults, and interested parties are welcome to join a committee at any time by contacting the Extension Office.- Chairs are indicated by an asterisk.

### Announcers

Caylee Bachelor\*  
Stacy Bachelor  
Isabella Budak  
Harper Henney  
Melissa Henney

### Annual Fundraiser

Amanda Cline\*  
Melissa Henney  
Jena Stuckey

### Auction

Jennifer Blount  
Denise Buell  
Lindsay Clark  
Melissa Henney  
Ty Knox\*  
Tami Mosier  
Gary Shough

### Awards

Stacy Bachelor  
Melissa Budak  
Anna Creager  
Joanna Claudy\*  
Tami Mosier  
Sara Smith  
Melissa Springar

### Camping

Stacy Bachelor  
Lindsay Clark  
Melissa Henney  
Ty Knox\*  
Sara Smith  
Kyle Stockwell  
John Wagner

### Finance

Melissa Budak  
Amanda Cline  
Dana Stanley\*

### Grounds

Mike Beard  
Ty Knox  
Gary Shough  
Kyle Stockwell  
John Wagner\*  
Brian Werner

### Parking & Gate

Ty Knox  
Gary Shough  
John Wagner  
Brian Werner\*

### Pork Stand

Joanna Claudy  
Becky Knox  
Michael Holman  
Dana Stanley  
Jena Stuckey

### Programs/Publicity

Stacy Bachelor  
Jennifer Blount  
Melissa Budak  
Lindsay Clark  
Amanda Cline  
Joanna Claudy\*  
Anna Creager  
Melissa Henney  
Tami Mosier  
Sara Smith  
Melissa Springar  
Dana Stanley  
Jena Stuckey





## **STEBEN COUNTY 4-H CLUBS/UNITS AND LEADERS**

Commented [JC2]: To be updated

Every 4-H Club is different, and we want you to find one that fits your interests and needs. Below is a list of our organized 4-H Clubs.

### **4-H Bit and Bridle (Horse & Pony)**

Meets in Angola—Steuben Community Center, 317 S. Wayne St., Angola, IN 46703  
January-June; September-November, 1st Monday, 7 pm; 1/8, 2/5, 3/4, 4/8, 11/4  
[May, June, September & October will be at the fairgrounds]  
Sara Smith 316-6393

### **4-H Explorers**

Meets in Angola—Steuben County Community Center, 317 S. Wayne St., Angola, IN 46703  
January-June, 2nd Tuesday, 1:30-3 pm; 1/9, 2/13, 3/19 (moved due to Drama Camp), 4/9, 5/14, 6/11  
Janna Duke 316-6572; Bethany Wright 815-592-7106

### **Flint Arrows**

Meets north of Hudson—Salem Center Volunteer Fire Station, 8404 W. 500 S., Hudson, IN 46747  
January-June, Sunday, 1 pm; 1/7, 2/4, 3/3, 4/14, 5/5, 6/9  
Amelia Swander 260-316-7999

### **Fremont Ready, Willing and Able**

Meets in Fremont—Perry's Home, 315 E Feather Valley Rd, Fremont, IN 46737  
January-June, Sunday, 4 PM; 1/21, 2/25, no March mtg, 4/14, 5/19, 6/2  
Alicia Perry 260-515-2595, Anna Creager 495-3525

### **Hamilton Fighting 4-Hers**

Historically met in Hamilton—Hamilton Town Hall, 900 S. Wayne St., Hamilton, IN 46742  
*No volunteer at the time of printing...call the office to volunteer!*

### **Lucky Ducks**

Meets in Angola—Steuben County Community Center, 317 S. Wayne St., Angola, IN 46703  
November-June, 1st Tuesday, 6:30 pm; 11/7, 12/5, 1/2, 2/6, 3/5, 4/2, 5/7, 6/4  
Amber Farnham 667-3586, Kayla Weible 667-8708

### **Orland Creative Kids**

Meets in Orland—Orland Community Center, 9535 W St Rd 120, Orland, IN 46776  
January-June, January 14, then 1st Sunday of each month, 4-5 PM; 1/14, 2/4, 3/3, 4/7, 5/5, 6/2  
Jennifer Holden 260-312-5662, Kim Gardner 260-316-1035

### **Otsego Go-Getters**

Meets north of Ashley—Stoy Farms, 6517 S. 400 W., Ashley, IN 46705  
January-June, 3rd Sunday, 4 pm; 1/21, 2/11, 3/17, 4/21, 5/19, 6/16, Potluck during fair  
Amanda Cline 316-5113, Melissa Budak 667-8050

### **The Conquerors**

Meets in Angola—Heifner's Home, 507 Fox Lake Rd., Angola, IN 46703  
January-June, 2nd Sunday, 3:30 pm; 1/14, 2/11, 3/10, 4/14, 5/19 (moved due to Mother's Day), 6/9  
Mark & Rhonda Heifner 665-3348

### **Tiny Clovers, Mini 4-H (Grades K-2 only)**

Meets in Angola—Steuben County Community Center, 317 S. Wayne St., Angola, IN 46703  
January-May, 4th Tuesday, 5:30-7 pm; 1/23, 2/27, 3/19 (moved due to Spring Break), 4/23, 5/28  
Elizabeth Adamson 316-9551



## 2024 TENTATIVE 4-H FAIR SCHEDULE

*All items are subject to change as this document is printed in advance of final schedule approvals.*

Pre-Fair Activities

Pre-Fair Activities

Wednesday, May 15 - Animal ID Due and Add/Drop date

Friday, May 31 - 4-H Record Sheets Due at the Extension Office

Tuesday, June 4 - 4-H Fair Entries Due in FairEntry, QLC/YOCA due

Saturday, June 15 - Pre-fair Clean-up and Event Center Set-up, 8 AM - Noon

Monday, June 17 - 4-H Fair Board Meeting, 7 PM, Lake Pavilion

Tuesday, June 18 - Extension Office temporarily relocates to County Park

Wednesday, June 19 - 4-H Achievement Winner Judging, 2 PM, Steuben County Event Center; 4-H Photography Check-in, 4:30-5:30 PM with Judging at 5:30 PM, Steuben County Event Center; 4-H Non-Perishable Project Check-in, 4:30 - 7 PM, Steuben County Event Center

Thursday, June 20 - 4-H Perishable Project Check-in, 8 AM, Steuben County Event Center; 4-H Project Judging, 9 AM, Steuben County Event Center; Concessions by the Otsego Go-Getters 4-H Club; 4-H Rocket Launch to take place directly after judging, weather permitting; Poultry Project Check-in, 5-8 PM, Poultry Barn; Haul-in for Pre-Registered Campers Begins, 5 PM; Miss Steuben County Queen Contest (crowning to take place Friday), 7:30 PM, Steuben Community Center

Friday, June 21

8 AM - Noon - 4-H Livestock Project Check-in, Livestock Barns

9 AM - "County Fair" Art Contest Begins, any medium  
12 PM - Free Performance by the Prairie Heights High School Drama Club, Rensch Hall

1 PM - 4-H Poultry Show, Rensch Hall

5:30 PM - Opening Ceremonies, Rensch Hall

6 PM - Little Miss and Mister Contest and Miss Steuben County Queen Crowning, Rensch Hall

7 PM - Truck and Tractor Pulls (bring a lawn chair), Pulling Track

8 - 10 PM - Free Concert: Scotty Butters

Saturday, June 22 - Boutique and Craft Show Day

9 AM - 4-H Swine Show, Rensch Hall

10 AM - 2 PM - Boutique and Craft Show

10 PM - 4 PM - Free Archery Target Shooting (all supplies provided), Lions Building Lawn

Noon - 4-H Rocket Launch Rain Date, meet outside Event Center

2 PM - 4-H Cat Show, Rensch Hall

3 PM - 4-H Faceoff Registration Due, Fair Office

4 PM - 4-H Dairy Show, Rensch Hall

4 PM - "County Fair" Art Contest Ends

6 PM - "County Fair Art Contest Silent Auction Begins, Lions Building

8 PM - IPRA and Mid-States Rodeo by Diamond J

Rodeo Company, Grandstands (8-event show includes:

Bull Riding, Calf Roping, Barrel Racing, Steer

Wrestling, Saddle Bronc, Team Roping, Bareback

Riding, and Cowgirl Breakaway Roping)

Sunday, June 23

7 AM - Pancake & Sausage Breakfast with Biscuits and Gravy by the Steuben County Extension Homemakers, Lions Building

9 AM - 4-H Horse & Pony Show (English, Versatility, Speedmanship), H&P Arena

10 AM - 4-H Dairy Beef, and Beef Shows, Rensch Hall

12 PM - 4 PM - Free Archery Target Shooting (all supplies provided), Lions Building Lawn

2 PM - 4-H Sewing Fashion Revue Judging, followed by 4-H Consumer Clothing Judging, Lions Building

3 PM - 4-H Rabbit Show, Rensch Hall

4 - 8 PM - Chainsaw Carvings by Scott Lepley, Lions Building Lawn

6 - 8 PM - Free Concert: Rae of Light, Rensch Hall

Monday, June 24

9 AM - 4-H Feeder Calf Show, Rensch Hall

11 AM - 4-H Horse & Pony Show (Western Pleasure, Halter, Trail, Showmanship), H&P Arena

12 - 4 PM - Wool Spinning Demos by Selph Made LLC

3 PM - 4-H Verbal Communications Presentations, Rensch Hall

4 PM - 4-H Sheep, Meat Goat, and Pygmy Goat Show, Rensch Hall

4 - 8 PM - Double H Farms Petting Zoo

4 - 8 PM - Chainsaw Carvings by Scott Lepley, Lions Building Lawn

7 PM (tentative) - 4-H Faceoff, Grandstands

Tuesday, June 25 - Family Fun Day

9 AM - 4-H Dairy Goat Show (including Cart Goats), Rensch Hall

11 AM - Story Time with the Carnegie Public Library, Lions Building

11:30 AM - Coloring Contest, ages 1-12, Lions Building  
12 PM – Kids’ Craft Time, Lions Building  
1 PM – Kids’ Carnival Games, ages 0-12, Rensch Hall  
2:30 PM – Pedal Tractor Pull by Farm Bureau Inc., ages 3-12, Rensch Hall - Melissa H contacting  
4 PM – 4-H Horse & Pony Show (Speed), H&P Arena  
4 - 8 PM – JoJu Animal Petting Zoo and Pig Races  
4 PM - Old Fashioned Games and Contests, all ages:  
Rensch Hall  
5 PM – Kids’ Pet Parade, ages 3-12, & Eating Contests by Farm Bureau Inc., ages 3-12, Rensch Hall (in front of stage)  
8 - 9:30 PM - Free Concert: The Hubie Ashcraft Band, Rensch Hall

Wednesday, June 26

9 AM - 4-H Tractor Driving Competition, Lions Building Lawn  
11 AM – 4-H Livestock and Small Animal Skill-a-thon, Lions Building  
1 PM – Water Games for 4-H’ers, Lions Building Lawn  
3 PM – 4-H Small Animal Supreme Showmanship Contest, Rensch Hall  
4 – 8 PM – JoJu Animal Petting Zoo and Pig Races  
4 PM - “County Fair” Art Silent Auction Ends, Lions Building  
5 – 8 PM – Classic Car and Truck Cruise-In by Everage Motors, Lions Building Parking Lot, Free Gate Admission for all Cruisers  
6 PM – 4-H Large Animal Supreme Showmanship Contest (Horse), H&P Arena  
6:15 PM – 4-H Large Animal Supreme Showmanship Contest, Rensch Hall  
Following Showmanship – Release of Non-Auction Animals

Thursday, June 27

8 – 9 AM – Release of 4-H Project Exhibits, Steuben County Event Center  
8:30 AM – 4-H Champion Pictures, Steuben County Event Center  
9 AM – Event Center Clean-up  
10 AM – 4-H Livestock Auction, Rensch Hall

Friday, June 28

8 AM – Post-fair Clean-up



**JUNE  
21-27,  
2024**

### **INDIANA 4-H POLICIES AND PROCEDURES**

The Indiana 4-H Youth Development Program involves many youth, families, and adults who work together to provide a fun, positive, and safe experience for all participants. The Indiana 4-H Program Policies & Procedures provide us with a structure to follow at the state and county levels, ensuring we are adhering to state and federal guidelines. The Policies & Procedures allow you to see the guidance Indiana 4-H has in place, providing additional transparency and consistency among all county 4-H programs. For additional questions regarding these policies, please reach out to the Purdue Extension Educator responsible for the 4-H Youth Development Program in your county.

While several of the key policies are shared below, the policies and procedures shared in their entirety can be found at: <https://extension.purdue.edu/4-H/about/policies-and-procedures/index.html>

### **INDIANA 4-H PROGRAM PHILOSOPHY AND EXPECTATIONS**

The Indiana 4-H Youth Development program serves the youth of Indiana by providing a strong educational youth development program. This program delivers educational experiences in a variety of settings. Caring, capable and contributing adults assist in the 4-H program as role models for youth. The rich heritage of the 4-H Program is one to be valued and passed along to future generations.

The Indiana 4-H Youth Policies and Procedures includes certain standards and guidelines to assure that 4-H is a positive youth development program. County 4-H policy is guided by the county 4-H policy making or governing board (i.e., 4-H Council) as provided by the County Extension Board. Legal authority for the 4-H Program rests with the Director of the Cooperative Extension Service at Purdue University. No county 4-H policy may conflict with state 4-H policy or with federal guidelines and requirements.

Deadlines for county and state participation should be carefully constructed so as to encourage rather than to discourage participation. Such deadlines should be well published.

It is the policy of 4-H to be an inclusive organization. No county policy or practice should be used to arbitrarily exclude youth from either membership or participation. Youth should participate in 4-H Youth Development opportunities at levels and times that best suit the youth's development.

Per state and federal guidelines, volunteers and Extension Educators may not require youth to attend 4-H club meetings in order to complete 4-H or exhibit their work.

**4-H Mission:** *The Indiana 4-H Youth Development mission is to provide real-life educational opportunities that develop young people who positively impact their community and world.*

**4-H Vision:** *Indiana 4-H Youth Development strives to be the premier, community-based program empowering young people to reach their full potential.*

**4-H Motto:** *“To Make the Best Better,” intended to inspire young people to continue to learn and grow, to make their best efforts better through participating in educational experiences.*

**4-H Pledge:** *I pledge my HEAD to clearer thinking, my HEART to greater loyalty, my HANDS to larger service, and my HEALTH to better living for my club, my community, my country, and my world.*

### **INDIANA 4-H CLUB MEMBERSHIP**

Purdue Extension is part of the College of Agriculture at Purdue University, cooperating with Indiana's 92 Counties and the United States Department of Agriculture. The 4-H Youth Development program abides with the nondiscrimination policies of Purdue University and the United States Department of Agriculture.



Youth may become 4-H members when they enter the third grade and may continue their membership through the completion of grade 12. Each individual may continue membership for a maximum of ten (10) consecutive years.

Exceptions:

1. Youth who enroll in grade three and are advanced academically (thus graduating early) may continue for a total of 10 years ONLY if the enrollment occurs in consecutive years.
2. Those youth who are academically advanced and “skip” 3rd grade, may begin the program as a 4<sup>th</sup> grader and may continue for a total of 10 years ONLY if the enrollment occurs in consecutive years.
3. Those youth who enroll in grade three and are retained a grade in school may continue to progress through the 4-H Program by adding subsequent years of participation, but MAY NOT exceed 10 years of participation. For example, if a member is retained one year in school (public, private, or home), their final year of 4-H membership would conclude the summer following their junior year of high school.
4. Those youth who entered the program in 3<sup>rd</sup> grade and for one reason or another leave formal education prior to the completion of 12<sup>th</sup> grade may continue for a total of 10 years ONLY if the enrollment occurs in consecutive years.
5. Additional exceptions may be requested to the State 4-H Leader or his/her designee

NOTE: 10 years of membership in the 4-H Youth Development Program is an opportunity --- not an entitlement. Those youth who do not enroll as 3<sup>rd</sup> grade students or meet the exceptions above, conclude their involvement with the program during the summer immediately following the completion of their senior year in high school.

An individual’s 4-H grade is determined by the school grade in which he or she is classified at the time of year he or she enrolls in 4-H. A member does not advance in 4-H grade until he or she enrolls in 4-H for the subsequent year. Each member should enroll in the division of a project/subject that would best suit his/her interest and potential for personal growth and would enhance their family involvement.

Opportunities in the 4-H program are available to all Indiana youth as defined regardless of race, religion, color, sex, national origin or ancestry, genetic information, marital status, parental status, sexual orientation, gender identity and expression, or disability. Married young men and women of 4-H age may participate in any of the 4-H projects and activities. However, married persons must participate by the same terms and conditions and/or guidelines as unmarried participants. Membership in 4-H is gained by annually enrolling through a Purdue University Cooperative Extension Service Office located in each of Indiana’s 92 counties.

The Indiana 4-H Youth Development program year is October 1 to September 30 annually. Enrollment is an annual process attained by completing individual 4-H enrollment via the 4-H Online enrollment process. Statewide 4-H Online enrollment occurs annually October 1.

**Residence:** Indiana youth typically enroll in 4-H Youth Development programs in the county or state in which they reside. However, individuals living in one county may join 4-H in another county. There must be educational or social reasons for an individual joining 4-H in a different county than that of their primary residence. During a single program year, a 4-H member enrolled in a given project may enroll and exhibit that project only in one county of enrollment.

In the event that a project is not offered in the county of primary 4-H enrollment, a 4-H member may enroll in that specific project in a different county. Approval of this special exception rests with the 4-H Extension Educator in consultation with the State 4-H Office. Participation in 4-H related activities and events (i.e., judging, performing arts, auction) must be in the county of primary 4-H enrollment.

The above policy is not intended to provide an escape mechanism for 4-H members and families who are unwilling to follow the terms and/or conditions in their current county of 4-H membership. Decisions regarding 4-H membership in a non-resident county (a county you do not live in), rest with the 4-H Extension Educator in the receiving county in consultation with the State 4-H Office.

#### **INDIANA 4-H LIABILITY RELEASE SIGNED IN 4HONLINE UPON ENROLLMENT**

I understand that participating in 4-H activities can involve certain risks to my child. Those risks may include injury or harm, including, but not limited to, bodily injury, disability, exposure to COVID-19 and other viruses and or illnesses, and death. During virtual 4-H activities, I understand that program staff are not providing supervision for my child during the online program, and the Released Parties do not have control over the information available through the internet or other electronic data sources beyond that which is a part of the 4-H activity. On behalf of my child I fully assume the inherent risks associated with my child participating in 4-H activities and assert that my child has chosen to participate in this program with my express approval. I hereby release and discharge Purdue University, The Trustees of Purdue University, the County Commissioners, the County Cooperative Extension Service, and each of their trustees, officers, appointees, agents, employees, and volunteers ("Released Parties") from all claims which my child or I might have for any injury or harm to my child, arising out of my child's participation in any activity related to the 4-H program, even if such injury or harm is caused by the negligence or fault of any of the Released Parties. I do not, however, release these individuals and entities from liability for intentional, willful or wanton acts and this release shall not be construed to include such acts.

#### **INDIANA 4-H BEHAVIORAL CRITERIA FOR ALL YOUTH PARTICIPANTS**

Indiana 4-H has a set of behavioral criteria that we expect our participants to follow as outlined below. I have reviewed and agree to these expectations as a condition of my 4-H enrollment.

When attending, participating in, or acting on behalf of the 4-H program, all persons are expected to conduct themselves in accordance with accepted standards of social behavior, to respect rights of others, and to refrain from any conduct which may be injurious to the 4-H program to persons and the 4-H program.

As a participant in the Indiana 4-H Youth Development Program, I will:

- Respect, follow, and enforce the rules, policies, and guidelines established by the Purdue University Cooperative Extension Service, including all laws related to child abuse and substance abuse.
- Conduct myself in a courteous, respectful manner, exhibit good sportsmanship, and demonstrate reasonable conflict management skills. I will avoid any action that would obstruct or disrupt any 4-H activity, or that threatens or interferes with maintenance of appropriate order and discipline, and will also discourage others from any of those actions.
- Be truthful and forthright when representing the 4-H Youth Development Program. At no time, will I cheat or knowingly furnish false information.
- Present accurate, unaltered 4-H records.
- Follow the specific terms and conditions of a given project, contest, or activity. I will also encourage others to follow these terms and conditions.
- Under no circumstances possess, distribute, consume, or be under the influence of alcohol, tobacco or tobacco-like products, electronic smoking devices (including, but not limited to, e-cigs, vapes, juuls), illegal drugs, or other dangerous substances at 4-H Youth Development Program events or activities.
- Under no circumstances distribute, misuse, or abuse over-the-counter, homeopathic (including supplements and vitamins), or prescription medications.
- Under no circumstances possess or use weapons, fire crackers, chemicals, or other materials that can be used to create an explosive mixture. Note: firearms and archery equipment utilized under the direct supervision of an approved and certified 4-H Shooting Sports Instructor at an approved 4-H Shooting Sports activity are acceptable.

- Recognize that verbal, physical, or emotional abuse, or any conduct which threatens or endangers the health or safety of any person will not be tolerated. Avoid any reckless or inappropriate behavior.
- Respect physical property of others. Theft of, or malicious damage to, property is not tolerated, nor is any unauthorized entry, use, or occupancy of any facility.
- Understand that failure to comply with equal opportunity and anti-discrimination laws, or committing criminal acts are not acceptable practices in 4-H Youth Development Programs.
- Embrace diversity among all youth and adult participants, helping each person to feel welcome and included in the 4-H Youth Development Program.
- Accept my responsibility to represent 4-H Youth Development Programs with dignity and pride by being a positive role model for others.
- Avoid inappropriate interactions with, and inappropriate displays of affection toward, other persons. I will not have unapproved guests in sleeping quarters at overnight 4-H events, nor will I engage in sexual behavior.
- Wear clothing that is appropriate for the event or activity.
- Avoid using any lewd, indecent, or obscene conduct or language.
- Accept supervision and support from Extension staff or designated volunteers.
- Be mindful of and follow Purdue, Centers for Disease Control and Prevention (CDC), and other state and local health authority safety guidelines and procedures related to any epidemic or pandemic illness.
- Participate in appropriate orientation and training, including youth protection standards, sponsored by the Purdue Cooperative Extension Service.
- Operate machinery, vehicles, and other equipment in a safe and responsible manner.
- Not misuse fire equipment or sound a false fire alarm.
- Treat animals in a humane manner and teach program participants appropriate animal care and management.
- Use technology in an appropriate manner that reflects the best practices in youth development. During virtual 4-H activities, I will follow acceptable University practices being mindful of the virtual learning environment.
- Accept my responsibility to promote and support the 4-H Youth Development Program in order to develop an effective county, state, and national program.

I have been given the opportunity to review these expectations and the opportunity to ask questions, and those questions have been answered to my satisfaction. By signing below, I acknowledge that I have read and agree to abide by the behavioral expectations in this document. I understand that my failure to comply with these expectations may result in disciplinary action or termination of my participation in the Indiana 4-H Youth Development Program.

**INDIANA 4-H PARENT/LEGAL GUARDIAN STATEMENT  
SIGNED IN 4HONLINE UPON ENROLLMENT**

I (we) understand, agree to abide by, follow, and comply with the rules, policies and expectations of the 4-H program and will conduct myself (ourselves) in a courteous and respectful manner by exhibiting good sportsmanship and being a positive role model for youth. I (we) also understand that failing to do so will constitute grounds for sanctions against and/or dismissal of me (us) and/or the member from the program.

**INDIANA 4-H PHOTO POLICY STATEMENT SIGNED IN 4HONLINE UPON ENROLLMENT  
(OPTIONAL)**

By participating in Indiana 4-H, I grant permission to the Indiana 4-H Youth Development Program to use videos or photographs of me (my child) for educational purposes or promotion of 4-H and/or Purdue Extension programs.

## **INDIANA 4-H ADULT BEHAVIORAL EXPECTATIONS**

**Purpose:** To Promote the Well-Being of Youth for Faculty, Extension Educators, Staff and Volunteers Who Work with 4-H Youth Development Programs in Indiana

These Adult Behavioral Expectations give faculty, educators, staff, and volunteers the opportunity to reaffirm their commitment and dedication to the well-being of young people. When all faculty, educators, staff and volunteers sign a copy of this document, individuals are making a collective statement that youth in the 4-H Youth Development Program are being treated with respect, dignity, and attention to individual needs. The faculty, educators, staff and volunteers who work with the 4-H Youth Development Program in Indiana are proud of the quality educational programs provided to youth of this state and to their personal commitment to nurture the positive growth and development of youth.

In my role as a 4-H Youth Development Program faculty, educator, staff, or volunteer I will:

- Respect, adhere to, and enforce the rules, policies, and guidelines established by the Purdue University Cooperative Extension Service including all laws related to child abuse and substance abuse.
- Accept supervision and support from salaried Extension staff or designated management volunteers.
- Be mindful and follow Purdue, Centers for Disease Control and Prevention (CDC), and other state and local health authority guidelines and recommendations related to any epidemic or pandemic illness.
- Participate in orientation and training, which includes youth protection standards, sponsored by the Purdue Cooperative Extension Service.
- Accept my responsibility to represent 4-H Youth Development Programs with dignity and pride by being a positive role model for youth.
- Conduct myself in a courteous, respectful manner, exhibit good sportsmanship, and demonstrate reasonable conflict management skills.
- Be truthful and forthright when representing the 4-H Youth Development Program.
- Recognize that verbal or physical abuse, failure to comply with equal opportunity and antidiscrimination laws, or committing criminal acts are not acceptable practices in 4-H Youth Development Programs.
- Embrace diversity among all youth and adult participants, helping each person to feel welcome and included in the 4-H Youth Development Program.
- Under no circumstances allow, consume, or be under the influence of alcohol or illegal drugs at 4-H Youth Development Program events or activities.
- Operate machinery, vehicles, and other equipment in a safe and responsible manner when working with youth participating in 4-H Youth Development Programs.
- Treat animals in a humane manner and teach program participants appropriate animal care and management.
- Use technology and social media in an appropriate manner that reflects the best practices in youth development. During virtual 4-H activities, I will follow acceptable University practices being mindful of the virtual learning environment.
- Accept my responsibility to promote and support the 4-H Youth Development Program in order to develop an effective county, state, and national program.
- Report any suspected instances of child abuse and/or neglect to local authorities that I may observe during my role as a 4-H Youth Development Program faculty, educator, staff, or volunteer.

## INDIANA 4-H GUIDELINES FOR EXHIBITION AND COMPLETION

4-H's mission is to empower youth to reach their full potential through working and learning in partnership with caring adults. Many volunteers and staff work to assist youth in developing knowledge, skills and attitudes that enable them to become productive and contributing members of society. It is important for adults to keep this goal in mind and recognize that youth need to learn how to complete projects, not someone else. While there are obviously differences in the abilities of 3rd grade student as compared to a 12th grade student, the potential for youth to learn is always greatest when youth are responsible for completing the various aspects of their project.

In competitive events, parents and others focusing on winning the competition and not on developing the youth can overlook the mission of youth development. The following principles should be recognized for determining rules regarding 4-H members doing their own work.

- Help from family members is appropriate for some aspects of the project. However, the exhibitors should have increased responsibility as they mature in their project skills.
- Teamwork is a life skill and working together with other 4-H members is appropriate.
- Professionals or individuals who are paid to do similar work and are older than 4-H age and not related to the youth, should not be involved in aspects of the project that are directly related to exhibition and competition. Along with principles, the following questions should be asked for determining rules regarding 4-H members doing their own work:
  - Is the 4-H member capable of completing the work, even if the level of expertise is different from other youth or adults?
  - Are other youth of similar age capable of completing the work? Is the assistance offered by other exhibitors or family members focused on competition for exhibition or is the youth involved in the process and able to improve his/her own skills?

Following are policies that govern exhibition and completion of 4-H Projects:

**Exhibition:** Exhibition of 4-H projects/subjects in local, county, or state exhibits/fairs, in person or virtually, is voluntary on the part of the exhibitor. The exhibition of 4-H projects/subjects provides 4-H members an opportunity to display their 4-H projects/subjects, enter into competition, and participate in an educational/social environment with peers. With exhibition also comes the responsibility for abiding by all the terms and conditions pertaining to the respective 4-H project.

**Completion:** The completion of a 4-H experience may include a variety of options and must not be misinterpreted solely as exhibition of a project at a local, county, or state fair. There are a number of ways that a young person may participate in the 4-H Youth Development Program in addition to the club-based option. Participating in these 4-H opportunities enable the youth to build skills that will serve them well throughout their adult lives.

Some of these participation options do not include the preparation of a specific exhibit by an individual that would be on display at a fair or similar event. In some cases, the youths' actual participation may be the final product that results in their completion of a year of 4-H. Some examples of this participation include working as a team to develop a robot for a workshop or challenge; completing a Spark Club experience; participating in State 4-H Band or Chorus; taking part in a science training or experiment; participating in an after school 4-H experience; etc.

Language of "completing" a 4-H experience should be avoided or requiring a specific output. Every 4-H'er's experience may be different. 4-H members are considered complete in their 4-H educational experience for the year when they have (1) completed the 4-H member enrollment process prior to the established and published date for enrolling; and (2) had an officially recognized 4-H volunteer/Extension Educator verify the existence of the completed project/subject or the member's participation in a 4-H educational experience – this could be in

the form of an exhibit, poster, report, presentation, etc. Or, a member may choose to submit a completed record sheet in lieu of an exhibit to complete the club- or fair-based 4-H project/subject. The 4-H record sheet will be based on printed or web-based educational materials (used by Indiana 4-H Youth Development) and submitted prior to the established and published date.

Though exhibiting in local, county, and state exhibits/fairs is not required for project completion, as it does not necessarily relate directly to content and skills learned in the development of the 4-H project, project exhibition is encouraged as a continuation of the educational experience.

Extension employees and volunteers are obligated to eliminate (and should not create) any practices that limit, deprive, or tend to deprive any youth of opportunities for membership and/or participation in the Indiana 4-H program.

Per state and federal guidelines, volunteers and Extension Educators may not require youth to attend 4-H club meetings in order to complete 4-H or exhibit their work.

**Exhibition Deadlines:** 4-H project exhibitions occur through a variety of methods: county fairs, career development events, and other statewide competitive events. The following statewide deadlines will be followed by all county programs annually:

- May 15 – All animals requiring 4-H Animal Identification (as accordance with Board of Animal Health regulations) must be identified in 4-HOnlin
- No less than one week or more than three weeks before the first 4-H project check-in date – Counties are free to choose a date which works with their calendar. Counties much publicize their selected date by January 1 of each year. The items below must be completed by the selected date for each county:
  - 4-H'ers exhibiting beef cattle, dairy cattle, swine, sheep, goats, poultry, and rabbits must complete Indiana 4-H Quality Livestock Care or Youth for the Quality Care for Animals (YQCA).
  - All exhibits must be entered into FairEntry for the county of exhibition. This serves as the “drop/add” deadline for 4-H projects.
    - Livestock projects must identify classes of exhibition. Those missing this deadline may exhibit and will have opportunities to receive feedback from the exhibition class. Youth may still participate fully in showmanship classes.
    - Non-livestock projects must identify classes of exhibition. Those missing the deadline may compete and the highest placing is “blue.” Counties should correct mistakes in classes in FairEntry when mistakes are made by 4-H members.  
The intent for this deadline is for individuals who make no attempt to complete FairEntry by the county’s selected date. Counties may use their discretion as to the attempt made by individuals
- Note: the May 15 deadline referenced above will be extended to the following business day in a year when May 15 falls on a weekend or holiday.

Commented [MTM3]: New Indiana 4-H guidelines for 2024.

#### **INDIANA 4-H GRIEVANCE/APEAL GUIDELINES FOR COUNTY 4-H PROGRAM ISSUES** (Activities, Programs, Projects)

The grievance procedures outlined in this document are utilized as part of an internal process of the Indiana 4-H Youth Development program when grievances of 4-H members, their parents/guardians, or 4-H volunteers cannot be resolved via reasonable conversation. This policy affords the opportunity in those unique situations to allow voice or opinion to be heard when there is a dispute regarding 4-H participation, activities or programs. This is not a mechanism for complaints against individual 4-H members (or their families), 4-H volunteers, judging officials for competitive events, or Purdue Extension staff. All resulting decisions will be made in accordance with the Indiana 4-H Program’s stated mission to be an inclusive organization designed to

encourage and maximize youth participation. The rights of the individual filing the grievance are limited to those provided by Indiana 4-H Program policy.

Purdue University, as the Land Grant University in Indiana, is charged (by the United States Department of Agriculture) with implementing the 4-H Program in communities across the State of Indiana. Purdue Extension Educators in each Indiana county represent the university in local communities and have the responsibility of assuring all 4-H volunteers meet basic university criteria as they serve as representatives of the university. Purdue Extension Educators additionally provide oversight to 4-H volunteers including the assurance that Indiana 4-H Policies and Procedures are appropriately implemented in 4-H Program delivery.

Individual county 4-H policies and procedures should be created and reviewed to assure they do not contradict established statewide 4-H policies and procedures. If a contradiction is discovered during the grievance process, Indiana 4-H Program policy shall be followed in determining the grievance outcome.

1. Grievances are made by completing the Indiana 4-H Grievance/Appeal form with the burden of proof being the responsibility of the individual filing the grievance. The completed grievance/appeal form and supporting documentation shall be presented to the president of the 4-H policy-making body (e.g., 4-H Council) or the Purdue Extension Educator who works with the 4-H Program. (NOTE: concerns regarding staff, volunteers, members, or other individuals are not issues for which a grievance may be filed. 4-H volunteers are assigned by the 4-H Extension Educator. Concerns regarding 4-H volunteers, members, or other individuals should be addressed directly with the Purdue 4-H Extension Educator.)
2. Grievances pertaining to 4-H activities, programs or projects shall be filed within 14 days of an incident or occurrence. Grievances pertaining to county fair related issues are often time-sensitive and must be filed within 24 hours of the incident.
3. The grievance process occurs in the county where the issue or concern arises and offers two opportunities for a concern to be heard and reviewed.
  - a. The grievance is initially heard by an unbiased, representative grievance sub-committee of approved 4-H Volunteers. It is the Purdue Extension Educator assigned to 4-H Programming who shall annually work with the chair of the county 4-H Council to determine this committee's membership to include a combination of 3-6 of the following individuals: one representative of the 4-H Council; two 4-H volunteers serving as a 4-H club organizational leader; one member of the County Extension Board; one 4-H volunteer knowledgeable in the subject matter (project) of concern (this individual will vary dependent on the issue raised with the grievance); one youth representative; and up to three community leaders. The Purdue Extension Educator assigned to 4-H shall convene the group.
  - b. The person filing a grievance may appeal a decision of the 4-H Grievance Committee to the State 4-H Program Leader or designee. The Program Leader or designee will review the facts in evidence and render a decision. This is the second and final level in the appeal process.

\*\*The intent of a two-level process is to assure different individuals have the opportunity to hear and act on the grievance. ALL individuals involved at any level of the grievance procedure are reminded of the importance of keeping discussions regarding grievances confidential.

To maintain the confidentiality of the parties involved, the grievance hearings at each level will be closed to the public. Only the individuals who have filed the grievance, the members of the grievance committee, and the Purdue Extension Educators will be present during each level of the grievance process, \*\*\*The grievance process is internal to the Indiana 4-H Youth Development Program and meetings of the grievance committees are not subject to Indiana's Open Door Policy.

The Purdue Extension Educator assigned to work with the 4-H Program has the obligation to inform all parties that there is a grievance procedure if there are disagreements with policies.

The practice of charging fees from those filing grievances shall be eliminated and all counties will utilize the Indiana 4-H Grievance/Appeal Form as part of the grievance process.

### STEBEN COUNTY 4-H GENERAL GUIDELINES

(Guidelines updated 11/2024)

1. County 4-H policy is determined by the Steuben County 4-H Fair Board. An interpretation committee shall interpret guidelines and situations not covered by written guidelines and make final decisions.
- ~~2.~~ Annual program fees are yearly fees used to offset the costs of educational materials, provide insurance for all members and volunteers involved in the local 4-H program, and to continue to improve the Steuben County 4-H program. Members must pay the program fee upon enrollment. Mini 4-H members in grades K-2 pay \$5 (county fee only) while regular 4-H members in grades 3-12 pay \$20 (\$15 state fee and \$5 county fee). Program fees are non-refundable.
- ~~2-3.~~ On the evening in which the Fair Board votes for and/or against 4-H policies and project guideline changes, if a representative for a given guideline change is not present, the suggestion will not be considered.
- ~~3-4.~~ The Steuben County Fair Board does not assume any liability for loss or damage to any article.
- ~~4-5.~~ All exhibits MUST be prepared during the current 4-H year (August 2023-June 2024).
- ~~5-6.~~ All static projects will receive their highest ribbon and corresponding trophy, if applicable, and all animal exhibits will receive their highest ribbon each time they enter the show arena.
- ~~6-7.~~ The Steuben County 4-H Fair will begin the 3<sup>rd</sup> Friday in June.
- ~~7-8.~~ During the 4-H Fair, the fairgrounds will close nightly at 11 pm, or one hour after the last activity, and reopen at 5 am. Only those designated by the 4-H Fair Board and Extension Staff as Overnight Watch Staff will be permitted outside of the camping area.
- ~~8-9.~~ Bicycles, skate boards, roller skates, roller blades, etc. will not be permitted on the fairgrounds during the 4-H fair.
- ~~9-10.~~ Pets will not be permitted on the fairgrounds during the 4-H fair. However, a pet utilized for exhibition such as a cat in the 4-H Cat Show, a dog in the 4-H Dog Show, or a pet in the Family Fun Day Pet Parade will be permitted on the fairgrounds for the respective exhibition.



### STEBEN COUNTY 4-H RECORD SHEET GUIDELINES

1. In their first year of enrollment, each member will receive a green "4-H Club Member's Record Book" which includes, "My Record of 4-H Achievement." "My Record of 4-H Achievement" will serve as the permanent record for each 4-H member and is to be completed (both sides) by the 4-H member. It is strongly recommended that 4-H members complete the achievement record as they attend events or complete activities. Although the green record book is not required, the Extension Office would appreciate your submission of the green record book and "My Record of 4-H Achievement" by the [last business day of May](#) (same day record sheets are due).
2. Every single project has a corresponding record sheet. Educational resources and manuals will be provided upon request for educational and instructional use (one per family).
3. All project record sheets are due to the Steuben County Extension Office on/before the last business day of the month of [May](#). In [2024](#), these materials are due on/before [May 31, 2024](#). In lieu of physically visiting the Extension Office to submit records, they can be scanned and emailed to an office staff member.
4. All youth who attend a pre-approved educational workshop prior to the [last business day in May](#) may use the workshop as a record sheet replacement for the project in which they plan to exhibit. Attendance will be taken at each workshop to verify fulfillment of the learning opportunity. If a member cannot attend a workshop for the project in which they plan to exhibit, they can complete a record sheet as in the past, due on the [last business day in May](#).
5. Record sheets will be graded as follows: A: 100 to 86, B: 85 to 71, and C: 70 and below.



**What do I need to turn in on/before [May 31st](#)?**

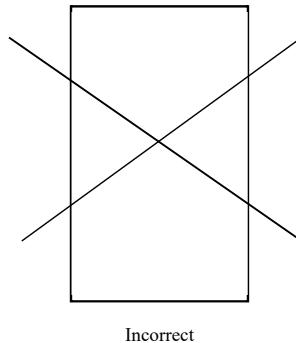
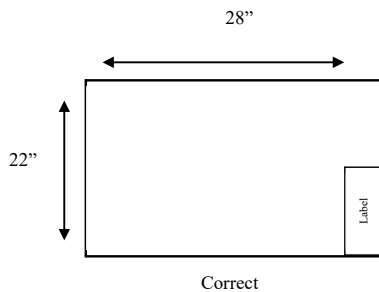
The chart below will tell you, by project, what needs to be turned in to the Extension Office on or before [May 31<sup>st</sup>](#) for you to complete your 4-H projects. If you have questions, please call the office at 668-1000 Ex. 1400 before [May 31<sup>st</sup>](#) (This due date is always **the last business day in May**. In [2024](#), this happens to be the [31<sup>st</sup>](#), but it may be the 29<sup>th</sup> or 30<sup>th</sup> in other years as the calendar changes.).

4-H Project	Materials Provided	Items Due on/before <a href="#">May 31, 2024</a>
4-H Resume	Record Sheet and Targeting Life Skills Model	Record Sheet
Aerospace	Record Sheet	Record Sheet
Animal Education	Record Sheet	Record Sheet
Arts and Crafts, General	Record Sheet and Craft Information Card	Record Sheet; Craft Information Card due at <u>judging</u>
Beef	Record Sheet and Reference Book	Record Sheet
Beef: Beef Feeder	Record Sheet and Reference Book	Record Sheet
Beekeeping	Record Sheet and Reference Packet	Record Sheet
Cake Decorating	Record Sheet, Skills and Techniques List, and Exhibit Skills Sheet	Record Sheet, Exhibit Skills Sheet due at <u>judging</u>
Cat	Record Sheet, Reference Book, and Vaccination Form	Record Sheet and Vaccination Form
Child Development	Record Sheet and Activity Guide	Record Sheet; Activity Plan Card from Activity Guide due at <u>judging</u>
Collections	Record Sheet and Collection List	Record Sheet; Collection List due at <u>judging</u>
Communications	Record Sheet	Record Sheet
Construction and Architectural Replica	Record Sheet	Record Sheet; Craft Information Card due at <u>judging</u>
Consumer Clothing	Record Sheet and Manual	Record Sheet
Creative Arts	Record Sheet	Record Sheet
Crops	Record Sheet	Record Sheet
Dairy	Record Sheet and Reference Book	Record Sheet
Dairy Beef (Formerly known as Dairy Steer)	Record Sheet and Reference Book	Record Sheet
Dairy Beef: Dairy Feeder Steer	Record Sheet and Reference Book	Record Sheet
Dairy Beef: Started Calf	Record Sheet and Reference Book	Record Sheet
Dog	Record Sheet, Reference Book, and Vaccination Form	Record Sheet and Vaccination Form
Electric	Record Sheet, Skills and Knowledge Chart, and Exhibit Skills and Knowledge Sheet	Record Sheet; Exhibit Skills and Knowledge Sheet due at <u>judging</u>
Entomology	Record Sheet	Record Sheet
Fine Arts	Record Sheet and Craft Information Card	Record Sheet; Craft Information Card due at <u>judging</u>
Floriculture	Record Sheet and Plant Record (Levels B & D only)	Record Sheet; Plant Record due at <u>judging</u> for some Level B & D exhibits
Foods, Alternative Cooking	Record Sheet	Record Sheet
Foods, Baked	Record Sheet	Record Sheet
Foods, Preserved	Record Sheet	Record Sheet
Forestry	Record Sheet and Manual	Record Sheet

Garden	Record Sheet and Suggested Garden Exhibit List	Record Sheet
Genealogy	Record Sheet, Resource Guide, Genealogical Record, and Pedigree Charts	Record Sheet; Genealogical Record and Pedigree Charts are part of the exhibit
Geology	Record Sheet and Manual (Level 1 only)	Record Sheet
Goats (Dairy Goats, Meat Goats, and Pygmy Goats)	Record Sheet and Reference Book	Record Sheet
Health	Record Sheet	Record Sheet
Home Environment	Record Sheet and Project Exhibit Card	Record Sheet; Project Exhibit Card due at judging
Horse & Pony	Record Sheet, Reference Book, Horse and Pony Handbook, and Vaccination Form	Record Sheet and Vaccination Form
Mini 4-H (Grades K-2)	Record Sheet, Liability Release (animal projects only)	Record Sheet, Liability Release (animal projects only)
Model Craft	Record Sheet and Craft Information Card	Record Sheet; Craft Information Card due at judging
Needle Craft	Record Sheet and Craft Information Card	Record Sheet; Craft Information Card due at judging
Photography	Record Sheet	Record Sheet
Poultry	Record Sheet and Reference Book	Record Sheet
Rabbits	Record Sheet and Reference Book	Record Sheet
Scrapbooking	Record Sheet	Record Sheet
Sewing	Record Sheet and Project Exhibit Skills Card	Record Sheet; Project Exhibit Skills Card due at judging
Sheep	Record Sheet and Reference Book	Record Sheet
Shooting Sports, Archery	Record Sheet	Record Sheet
Shooting Sports, Rifle	Record Sheet	Record Sheet
Shooting Sports, Shotgun/Muzzleloader	Record Sheet	Record Sheet
Small Engine	Record Sheet	Record Sheet
Soil & Water Science	Record Sheet and Manual	Record Sheet
Sport Fishing	Record Sheet and Manual	Record Sheet
Swine	Record Sheet and Reference Book	Record Sheet
Tractor Safety and Operator Skills	Record Sheet	Record Sheet
Veterinary Science	Record Sheet and Manual (Levels 1 and 2 only)	Record Sheet
Video Gaming & Computer Coding	Record Sheet	Record Sheet
Weather & Climate Science	Record Sheet and Manual	Record Sheet
Wildlife	Record Sheet and Manual	Record Sheet
Woodworking	Record Sheet, Skills and Techniques List, and Exhibit Skills Sheet	Record Sheet; Exhibit Skills Sheet due at judging
Zero-Turn Mower Safety and Operator Skills	Record Sheet	Record Sheet

### STEBEN COUNTY 4-H PROJECT CHECK-IN/CHECK-OUT AND JUDGING GUIDELINES

1. Projects which are entered after the posted check-in times for judging will result in a “letter grade drop” for those projects. Therefore, the highest ribbon grade possible is a “B.” Animals may be sold at the livestock auction or consigned.
2. Judging of 4-H projects is “open,” meaning a 4-H member (not a parent or guardian) may speak to the judge concerning the evaluation or placing of an exhibit or class. **The judge’s decision, however, is final.**
3. If a project has five or less exhibits at the time in which FairEntry closes, the judge hired for that project will be dismissed from judging duties, and a volunteer or Extension Staff member will serve as the judge.
4. The Steuben County 4-H Fair Board and/or Extension Office Staff will not be held responsible for 4-H projects not picked-up or reclaimed by the posted check-out time. These items may be discarded or repurposed immediately.
5. Static projects that are selected for state fair may be transported to the Indiana State Fairgrounds by the 4-H member or the Extension Office staff. Projects that are too large or fragile for the Extension Office staff to transport will be identified shortly after selection, and it will be the 4-H member’s responsibility to transport those projects to and from the Indiana State Fairgrounds.
6. Poster projects that do not adhere to the following requirements will result in a “letter grade drop.” Therefore, the highest ribbon grade possible is a “B.” All posters are required to be:
  - 22" x 28" and displayed horizontally with the label in the lower right-hand corner, unless otherwise stated.
  - Covered in plastic. (This is required to keep posters clean. Plastic comes in various weights and in rolls or sheets. Most craft stores stock this near the fabrics or shelf coverings. The Extension Office also sells plastic sleeves that allow posters to be covered on both sides.)
  - Stiff-backed. (Use a material that will keep the poster from bending/curling under humid conditions. Examples include masonite, foam core board, and plywood.)



## STEBEN COUNTY 4-H AWARDS

### 4-H Ribbon Criteria:

Supreme Grand Champion (only offered in select projects due to the project structure and select static project areas, see below): Best of show

Grand Champion/Reserve Grand Champion: Exceptional work

Champion/Reserve Champion: Outstanding work, well above the average of the group

Honor Group: Very good work, above the average of the group

Blue: A complete exhibit, meets exhibit requirements, well-constructed

Red: adequately constructed or does not fully meet the exhibit requirements

White: poorly constructed or barely meets the exhibit requirements

A Supreme Grand Champion Award (ribbon only) will be awarded to the top project in four Indiana 4-H project areas: Communications and Expressive Arts (*4-H Resume, Arts and Crafts, Cake Decorating, Collections, Construction and Architectural Replica, Creative Arts, Fine Arts, Home Environment, Model Crafts, Photography, Scrapbooking, Sewing and Fashion Revue*), Engineering and Technological Science (*Aerospace, Electric, Small Engines, Video Gaming and Computer Coding, Woodworking*), Healthy Living (*Animal Education, Child Development, Foods, Genealogy, Health, Shooting Sports, Sportfishing, Vet Science*), and Plant and Environmental Science (*Beekeeping, Crops, Entomology, Floriculture, Forestry, Garden, Geology, Soil and Water Science, Weather and Climate Science, Wildlife*). These four Supreme Grand Champion Awards will encompass all static projects. Note: Communications, Consumer Clothing, Tractor, and Zero-Turn are exempt from this due to the timing and not being static exhibits.

As of 2023: Trophies are not awarded to Reserve Grand Champion exhibits.

### Membership & Junior Leader Pins:

Membership and Junior Leader pins are sponsored by the Steuben County Extension Homemakers, Steuben County Farm Bureau, Inc., and the Steuben County 4-H Fair Board. Please contact the Extension Office annually if you would like a tenure pin.

### Achievement Winners:

One 4-H'er will be selected as Achievement Winner annually. Applicants must be enrolled in 4-H and be in the 10<sup>th</sup>, 11<sup>th</sup>, or 12<sup>th</sup> grade. All applicants will create a display for the public to view at the 4-H Fair. All applicants will be evaluated by a judge based on the following criteria: 25% "My Record of 4-H Achievement," 25% Display, 25% Application, and 25% Interview. The winner will receive a \$1000 scholarship sponsored by the Steuben County 4-H Fair Board and a trophy sponsored by Steuben County Farm Bureau, Inc. Four runners-up will also be selected and will receive a \$250 scholarship sponsored by the Steuben County 4-H Fair Board.

### Friend of 4-H Award:

A plaque sponsored by the Steuben County 4-H Fair Board will be presented to an individual(s) or businesses who has made significant contributions in time, talents, money, materials, or general good will in support of 4-H in Steuben County. Nominations may be submitted by anyone affiliated with the Steuben County 4-H Program, and nominations will be collected during the 4-H Fair. The Friend of 4-H Award will be given at the Steuben County 4-H Fair Board's Annual Meeting in September.

### 8, 9, and 10 Year 4-H Member Awards:

Member awards are sponsored by the Steuben County 4-H Fair Board. Eight-year members receive a sweatshirt, nine-year members receive \$25, and ten-year members receive \$50 and a plaque.

**Farm Bureau Tenure Award:**

This award is selected solely on the basis of tenure (number of years in 4-H and completed projects). Awards are sponsored by Farm Bureau, Inc., and are presented at the 4-H fair.



**2023 Friend of 4-H: Rodney Snyder**

*Rodney has been involved with the Steuben County 4-H program since 1995. In those years he has been a club leader, goat superintendent and held a spot on the 4-H Fair Board for over 25 years. In his years of involvement with the 4-H program, there have been numerous times Rodney has been called upon for a medical emergency. He is truly one of a kind and will help anyone with anything without recognition. Thank you, Rodney, for serving us well and always with a smile!*

## SPECIAL INTEREST GROUPS



### TINY CLOVERS MINI 4-H

(Guidelines updated 10/2023)

Volunteer Leaders: Elizabeth Adamson 316-9551

Check-in: Wednesday, June 19, 6:30-7:30 PM

Judging: Thursday, June 20, Time TBA

Check-out: Thursday, June 27, 8-9 AM

**State Fair Entries:** No entries. This is a county-only activity.

**Objective:** To encourage enrollment in 4-H when older; to acquaint the member with the rules and procedures of the 4-H organization; to encourage follow-through on commitment; and to learn & have fun.

**Non-Competitive Policy:** Mini 4-H is a program designed to encourage positive development of children in kindergarten, first, and second grades. The goal of Mini 4-H is to help young children explore friendships outside the family; explore the way in which things work; practice both small and large muscle control; and think about the ways people work together on projects. The Non-Competitive learning environment for Mini 4-H includes:

- Planned learning activities in which children are invited to be active and explore materials and ideas without the pressure of completing a specific product or exhibit.
  - Low adult/leader to child ratio that allows time for adults/leaders to provide individual, positive encouragement and assistance.
  - Simple, interesting activities that are fun.
  - Encouragement of children to participate in a group activity by sharing and/or displaying their activity projects.
  - Rewards that are identical and/or ribbons of the same color for everyone.
1. Mini 4-H is open to youth who are in grades K-2 as of September 1, 2023. The enrollment period is October 1-January 15.
  2. Meetings will be held monthly, approximately February-June. All meetings will be held at the Steuben Community Center. Members are encouraged to attend to learn about projects, work on projects, make friends, and feel like a part of the group.
  3. Exhibits will be judged and displayed at the county fair.
  4. Members are to complete and turn-in a record sheet on/before the [last business day of May](#). Mini 4-H Liability Release forms are required for all Mini 4-H members exhibiting live animals and are due on/before the [last business day of May](#).
  5. Years in Mini 4-H will not count towards traditional 4-H tenure.
  6. Poster projects are to be 14" x 22", stiff-backed, covered with clear plastic, labeled in lower right-hand corner, and displayed horizontally.

### MINI 4-H PROJECT EXHIBIT OPTIONS:

**Animal Education Poster** (choose one of the following animals to focus on each year: cat, cattle, chicken, dog, goat, horse, pig, rabbit, or sheep)

K-2<sup>nd</sup> Grade: Exhibit a 14" x 22" poster (displayed horizontally) teaching others about the animal of your choice. Topic suggestions include: the animal's anatomy (internal or external), habitat, appropriate animal care,

breeds of the selected species, etc.

### **Arts and Crafts**

K-2<sup>nd</sup> Grade: Exhibit a craft or art object no larger than 12" x 12" that was completed this year

### **Beef/Dairy Steer**

K-2<sup>nd</sup> Grade: Exhibit one animal in a non-competitive class during the respective specie's regularly scheduled show (likely to take place at the very beginning or very end of the show; check with the superintendent). The animal must be owned by a current 4-H member in grades 3-12 and be identified on the current member's 4HOnline record. No animal is permitted to be identified in 4HOnline for the sole purpose of this Mini 4-H option, but rather it must be identified with the exclusive intent to be exhibited by a 4-H member in grades 3-12. The class will not be placed, but the judge will be encouraged to provide feedback and critique. The animal may not be auctioned or consigned by the Mini 4-H member. Per Indiana 4-H policies: Mini 4-H members, in grades K through 2, will be allowed to show, work with, or care for animal projects after their parent or legal guardian has signed a liability release. Mini 4-H members may only show, work with, or care for animals over 300 pounds when they are assisted by a parent, legal guardian, or another adult designated in writing by parent or legal guardian." (The word assisted means that the adult has control of the animal at all times.)

### **Cake Decorating** (use decorating tips; no gel icing)

K-2<sup>nd</sup> Grade: Decorate one small sweet treat (cookie, brownie, cupcake, etc.) and display it on a small disposable plate in a plastic bag.

### **Cat**

K-2<sup>nd</sup> Grade: Exhibit one animal in a non-competitive class during the respective specie's regularly scheduled show. The animal must be owned by a current 4-H member in grades 3-12 and be identified on the current member's FairEntry record. No animal is permitted to be identified in FairEntry for the sole purpose of this Mini 4-H option, but rather it must be identified with the exclusive intent to be exhibited by a 4-H member in grades 3-12. The class will not be placed, but the judge will be encouraged to provide feedback and critique. Per Indiana 4-H policies: Mini 4-H members, in grades K through 2, will be allowed to show, work with, or care for animal projects after their parent or legal guardian has signed a liability release. Mini 4-H members may independently show, work with, or care for animals that weigh 300 pounds or less.

### **Collections**

K-2<sup>nd</sup> Grade: Exhibit a few items (5-10) of your favorite collection. You may exhibit the actual items in a shoebox, or take photos of the items and display them in a binder or photo album.

### **Dairy**

K-2<sup>nd</sup> Grade: Exhibit one animal in a non-competitive class during the respective specie's regularly scheduled show (likely to take place at the very beginning or very end of the show; check with the superintendent). The animal must be owned or leased by a current 4-H member in grades 3-12 and be identified on the current member's 4HOnline record. No animal is permitted to be identified in 4HOnline for the sole purpose of this Mini 4-H option, but rather it must be identified with the exclusive intent to be exhibited by a 4-H member in grades 3-12. The class will not be placed, but the judge will be encouraged to provide feedback and critique. The animal may not be auctioned or consigned by the Mini 4-H member. Per Indiana 4-H policies: Mini 4-H members, in grades K through 2, will be allowed to show, work with, or care for animal projects after their parent or legal guardian has signed a liability release. Mini 4-H members may only show, work with, or care for animals over 300 pounds when they are assisted by a parent, legal guardian, or another adult designated in



writing by parent or legal guardian.” (The word assisted means that the adult has control of the animal at all times.)

#### **Dog**

K-2nd Grade: Exhibit one animal in a non-competitive class during the respective specie’s regularly scheduled show. The animal must be owned by a current 4-H member in grades 3-12 and be identified on the current member’s FairEntry record. No animal is permitted to be identified in FairEntry for the sole purpose of this Mini 4-H option, but rather it must be identified with the exclusive intent to be exhibited by a 4-H member in grades 3-12. The class will not be placed, but the judge will be encouraged to provide feedback and critique. Per Indiana 4-H policies: Mini 4-H members, in grades K through 2, will be allowed to show, work with, or care for animal projects after their parent or legal guardian has signed a liability release. Mini 4-H members may independently show, work with, or care for animals that weigh 300 pounds or less.

#### **Entomology (Insects)**

K-2<sup>nd</sup> Grade: Collect, identify, and display 3-7 insects of your choice, pinned to a piece of Styrofoam in a shoe box.

#### **Feeder Calf**

K-2nd Grade: Exhibit one animal in a non-competitive class during the respective specie’s regularly scheduled show (likely to take place at the very beginning or very end of the show; check with the superintendent). The animal must be owned by a current 4-H member in grades 3-12 and be identified on the current member’s 4HOnline record. No animal is permitted to be identified in 4HOnline for the sole purpose of this Mini 4-H option, but rather it must be identified with the exclusive intent to be exhibited by a 4-H member in grades 3-12. The class will not be placed, but the judge will be encouraged to provide feedback and critique. The animal may not be auctioned or consigned by the Mini 4-H member. Per Indiana 4-H policies: Mini 4-H members, in grades K through 2, will be allowed to show, work with, or care for animal projects after their parent or legal guardian has signed a liability release. Mini 4-H members may only show, work with, or care for animals over 300 pounds when they are assisted by a parent, legal guardian, or another adult designated in writing by parent or legal guardian.” (The word assisted means that the adult has control of the animal at all times.)

#### **Foods**

K-2<sup>nd</sup> Grade: Exhibit a homemade trail mix, rice crispy treat, or cookie displayed on a small disposable plate in a plastic bag.

#### **Garden**

K-2<sup>nd</sup> Grade: Exhibit 3 nearly identical vegetables you grew in your garden or pot at home (i.e. 3 green beans of the same length, 3 tomatoes of the same size, etc.)

#### **Goat**

K-2nd Grade: Exhibit one animal in a non-competitive class during the respective specie’s regularly scheduled show (likely to take place at the very beginning or very end of the show; check with the superintendent). The animal must be owned by a current 4-H member in grades 3-12 and be identified on the current member’s 4HOnline record. No animal is permitted to be identified in 4HOnline for the sole purpose of this Mini 4-H option, but rather it must be identified with the exclusive intent to be exhibited by a 4-H member in grades 3-12. The class will not be placed, but the judge will be encouraged to provide feedback and critique. The animal may not be auctioned or consigned by the Mini 4-H member. Per Indiana 4-H policies: Mini 4-H members, in grades K through 2, will be allowed to show, work with, or care for animal projects after their parent or legal guardian has signed a liability release. Mini 4-H members may independently show, work with, or care for animals that weigh 300 pounds or less.

### **Horse and Pony**

K-2nd Grade: Exhibit one animal in a non-competitive class during the respective specie's regularly scheduled show (likely to take place at the very beginning or very end of the show; check with the superintendent). The animal must be owned or leased by a current 4-H member in grades 3-12 and be identified on the current member's 4HOnline record. No animal is permitted to be identified in 4HOnline for the sole purpose of this Mini 4-H option, but rather it must be identified with the exclusive intent to be exhibited by a 4-H member in grades 3-12. The class will not be placed, but the judge will be encouraged to provide feedback and critique. The animal may not be auctioned or consigned by the Mini 4-H member. Per Indiana 4-H policies: Mini 4-H members, in grades K through 2, will be allowed to show, work with, or care for animal projects after their parent or legal guardian has signed a liability release. Mini 4-H members may only show, work with, or care for animals over 300 pounds when they are assisted by a parent, legal guardian, or another adult designated in writing by parent or legal guardian." (The word assisted means that the adult has control of the animal at all times.) Mini 4-H members exhibiting horses must wear ASTM or SEI standard F1163 (or above) certified helmets whenever mounted. The parent/guardian is responsible to see that this specified headgear is properly fitted with the approved harness in place and fastened whenever a rider is mounted.

### **Legos/Construction Toys**

K-2<sup>nd</sup> Grade: Exhibit a Lego or other construction toy creation or kit no larger than 12" x 12"

\*In regular 4-H (grades 3-12), this project is called Construction and Architectural Replica.

### **Photography**

K-2<sup>nd</sup> Grade: Exhibit a 14"x22" poster (displayed horizontally) showcasing your photography skills with 5 photos. Aim for colorful photos of people, nature, animals, and/or unique objects.

### **Poultry**

K-2nd Grade: Exhibit one animal in a non-competitive class during the respective specie's regularly scheduled show (likely to take place at the very beginning or very end of the show; check with the superintendent). The animal must be owned by a current 4-H member in grades 3-12 and be identified on the current member's FairEntry record. No animal is permitted to be identified in FairEntry for the sole purpose of this Mini 4-H option, but rather it must be identified with the exclusive intent to be exhibited by a 4-H member in grades 3-12. The class will not be placed, but the judge will be encouraged to provide feedback and critique. The animal may not be auctioned or consigned by the Mini 4-H member. Per Indiana 4-H policies: Mini 4-H members, in grades K through 2, will be allowed to show, work with, or care for animal projects after their parent or legal guardian has signed a liability release. Mini 4-H members may independently show, work with, or care for animals that weigh 300 pounds or less.

### **Rabbit**

K-2nd Grade: Exhibit one animal in a non-competitive class during the respective specie's regularly scheduled show (likely to take place at the very beginning or very end of the show; check with the superintendent). The animal must be owned by a current 4-H member in grades 3-12 and be identified on the current member's FairEntry record. No animal is permitted to be identified in FairEntry for the sole purpose of this Mini 4-H option, but rather it must be identified with the exclusive intent to be exhibited by a 4-H member in grades 3-12. The class will not be placed, but the judge will be encouraged to provide feedback and critique. The animal may not be auctioned or consigned by the Mini 4-H member. Per Indiana 4-H policies: Mini 4-H members, in grades K through 2, will be allowed to show, work with, or care for animal projects after their parent or legal guardian has signed a liability release. Mini 4-H members may independently show, work with, or care for animals that weigh 300 pounds or less.

### **Scrapbooking**

K-2<sup>nd</sup> Grade: Exhibit 1-2 scrapbook pages of any size in which the Mini 4-H member displays at least one photo per page.

#### **Sewing**

K-2<sup>nd</sup> Grade: Exhibit a simple sewing project sewn by the Mini 4-H member such as a simple pillow, tote bag, skirt, lap blanket, etc.

#### **Sheep**

K-2<sup>nd</sup> Grade: Exhibit one animal in a non-competitive class during the respective specie's regularly scheduled show (likely to take place at the very beginning or very end of the show; check with the superintendent). The animal must be owned by a current 4-H member in grades 3-12 and be identified on the current member's 4HOnline record. No animal is permitted to be identified in 4HOnline for the sole purpose of this Mini 4-H option, but rather it must be identified with the exclusive intent to be exhibited by a 4-H member in grades 3-12. The class will not be placed, but the judge will be encouraged to provide feedback and critique. The animal may not be auctioned or consigned by the Mini 4-H member. Per Indiana 4-H policies: Mini 4-H members, in grades K through 2, will be allowed to show, work with, or care for animal projects after their parent or legal guardian has signed a liability release. Mini 4-H members may independently show, work with, or care for animals that weigh 300 pounds or less.

#### **Swine**

K-2<sup>nd</sup> Grade: Exhibit one animal in a non-competitive class during the respective specie's regularly scheduled show (likely to take place at the very beginning or very end of the show; check with the superintendent). The animal must be owned by a current 4-H member in grades 3-12 and be identified on the current member's 4HOnline record. No animal is permitted to be identified in 4HOnline for the sole purpose of this Mini 4-H option, but rather it must be identified with the exclusive intent to be exhibited by a 4-H member in grades 3-12. The class will not be placed, but the judge will be encouraged to provide feedback and critique. The animal may not be auctioned or consigned by the Mini 4-H member. Per Indiana 4-H policies: Mini 4-H members, in grades K through 2, will be allowed to show, work with, or care for animal projects after their parent or legal guardian has signed a liability release. Mini 4-H members may independently show, work with, or care for animals that weigh 300 pounds or less.

### 4-H JR. LEADERS

(Guidelines updated 10/2023)

Volunteer Leaders: Tami Mosier 668-1000 x 1400, Beth Weisenfelder 316-0897,  
Dylan Weisenfelder 316-9965

**Description:** The Junior Leader project allows 4-H members in grades 6-12 the opportunity to provide their Adult 4-H Volunteers with additional assistance in their 4-H Clubs and related activities while serving as mentors and role models to the younger 4-H members by sharing their experiences with them. Many counties offer county-wide opportunities for Jr. Leaders to meet and serve the community.

Junior leaders develop skills in the areas of civic engagement, leadership, entrepreneurship and more through a variety of hands-on experiences throughout the year.

#### **Guidelines:**

1. Youth are eligible to join 4-H Jr. Leaders at grade 6 (grade as of September 1, 2023) and continue through grade 12.
2. Members are involved in community service work; committee work; 4-H promotion; club leader and younger member assistance; fair duties and project assistance; and participation in other 4-H Jr. Leader activities.



*The 4-H Faceoff is hosted by the Steuben County 4-H Jr. Leaders annually.*

## 4-H PROJECT DESCRIPTIONS AND REQUIREMENTS



### 4-H RÉSUMÉ

(Guidelines updated 10/2023)

Volunteer Superintendent: Tami Mosier 668-1000 Ext. 1400

Check-in: Wednesday, June 19, 4:30-7 PM

Judging: Thursday, June 20, time TBD

Check-out: Thursday, June 27, 8-9 AM

**Description:** The 4-H Resume project allows youth to develop and utilize marketable skills, self-discipline, critical thinking, and communication as they are challenged to develop a 4-H Resume which translates perfectly into the Indiana 4-H Accomplishment Scholarship application.

**State Fair Entries:** No entries. This is a county-only project.

#### Exhibit Guidelines:

Submit a 4-H Résumé Record Sheet to the Extension Office on/before the [last business day of May](#).

4-H'ers will develop and utilize marketable skills, self-discipline, critical thinking, and communication as they are challenged to develop a 4-H résumé. Life skills are developed when youth engage in a variety of youth development experiences over multiple years. Members will utilize "My Record of 4-H Achievement" as a foundation for this project as they make an effort to develop a strong and professional 4-H résumé. While other experiences may be valuable, limit this résumé to only 4-H projects, activities, events, and experiences.

Two copies of the résumé may be submitted for judging—one containing all information for the judge to view, and one in which the 4-H'ers personal information (address, phone, and email) may be removed for the general public to view for safety purposes. Please place the résumé in a plastic folder or document sleeve to provide a stiff structure for displaying purposes.

#### Exhibit Class Guidelines:

**Beginner (suggested grades 3-5)**—create a 1-page (one-sided) 4-H résumé using both the front and back sides of "My Record of 4-H Achievement."

1. List at least two and no more than three life skills gained as a result of your 4-H experiences.
2. Structure the résumé as follows:
  - Name, address, phone, email (if applicable)
  - Life Skills – under each life skill, list the 4-H experience(s) that helped you strengthen the skill you listed. Use action verbs that you can find in the Thesaurus. Often times, it is best to start your experiences with the action verb and include numerical figures (ie. Prepared and conducted a demonstration about healthy portion sizes for twenty-six club members at the Rockcreek Rollers 4-H Club meeting.).
  - Future Goals

**Intermediate (suggested grades 6-8)**—create a 1-page (one-sided or two-sided) 4-H résumé using both the front and back sides of "My Record of 4-H Achievement."

1. List at least three and no more than five life skills gained as a result of your 4-H experiences.
2. Structure the résumé as follows:

- Name, address, phone, email (if applicable)
- Life Skills – under each life skill, list the 4-H experience(s) that helped you strengthen the skill you listed. Use action verbs that you can find in the Thesaurus. Often times, it is best to start your experiences with the action verb and include numerical figures (ie. Prepared and conducted a demonstration about healthy portion sizes for twenty-six club members at the Rockcreek Rollers 4-H Club meeting.).
- Future Goals
- 4-H Honors (scholarship, trip, or achievement awards, not necessarily project awards)

**Advanced (suggested grades 9-12)**—create a 1-page (one-sided or two-sided) 4-H résumé using both the front and back sides of “My Record of 4-H Achievement” as well as a 1-page (one-sided) cover letter.

1. Choose from one of the following categories in which to focus the entire résumé: Animal Science; Citizenship; Communications; Engineering and Technological Science; Healthy Living, Food, and Nutrition Science; Leadership Development; and Plant and Environmental Science. Note: Your 4-H experiences must relate to the category selected.
2. In the résumé, list at least three and no more than five life skills gained as a result of your 4-H experiences as they relate to the category selected above.
3. Structure the résumé as follows:
  - Name, address, phone, email (if applicable)
  - Life Skills – under each life skill, list the 4-H experience(s) that helped you strengthen the skill you listed. Use action verbs that you can find in the Thesaurus. Often times, it is best to start your experiences with the action verb and include numerical figures (ie. Prepared and conducted a demonstration about healthy portion sizes for twenty-six club members at the Rockcreek Rollers 4-H Club meeting.).
  - Future Goals
  - 4-H Honors (scholarship, trip, or achievement awards, not necessarily project awards)
4. The cover letter must introduce the member as well as provide an introduction to the résumé. Life skills listed in the cover letter should be bold.
5. All members are strongly encouraged to submit their résumé and cover letter for an Indiana 4-H Accomplishment Scholarship in the winter.

**Judging Criteria:**

- Grades 3-5: length, visual appeal, life skills, use of action verbs, use of numerical figures, résumé is nearly exclusive to 4-H experiences, future goals
- Grades 6-8: length, visual appeal, life skills, use of action verbs, use of numerical figures, résumé is nearly exclusive to 4-H experiences, future goals, honors
- Grades 9-12: length, attention grabber, visual appeal, organization, categorization, life skills, use of action verbs, use of numerical figures, résumé is nearly exclusive to 4-H experiences, future goals, honors

**Awards given in this project, if exhibits are deemed worthy by the judge:**

- Grade ribbons (Honor/Yellow, Blue, Red, White) for all exhibits
- 1 Champion ribbon (purple) and 1 Reserve Champion ribbon (pink) for EACH exhibit class
- 1 overall Grand Champion Award and 1 overall Reserve Grand Champion ribbon for the entire project
- No State Fair Selection ribbons

2023 4-H RESUME AWARDS

Grand Champion.....Lee & Jenny Greenamyer & Family

## AEROSPACE

(Guidelines updated 10/2023)

Volunteer Superintendent: *No volunteer at the time of printing...call the office to volunteer!*

Check-in: Wednesday, June 19, 4:30-7 PM

Judging: Thursday, June 20, time TBD (Rocket launch directly following judging)

Check-out: Thursday, June 27, 8-9 AM

**Description:** The 4-H aerospace program provides youth with educational information and experiences about aerodynamics, flight and rocketry.

**State Fair Entries:** 3 rockets, drones, remote control aircraft, posters, notebooks or display boards per county; one per exhibit class.

### Exhibit Guidelines:

Submit a 4-H Aerospace Record Sheet to the Extension Office on/before the [last business day of May](#).

All posters, notebooks, and display boards must include a reference list indicating where information was obtained, giving credit to the original author, to complete the 4-H member's exhibit. This reference list should/might include web site links, people and professionals interviewed, books, magazines, etc. It is recommended this reference list be attached to the back of a poster or display board, be the last page of a notebook, or included as part of the display visible to the public. A judge is not to discredit an exhibit for the way references are listed.

Posters are to be 22"x28" and displayed horizontally and placed in a clear plastic sleeve or covered with clear plastic to protect contents. Display boards should be designed to sit on a table using no more than 36" of tabletop space. Space should be left in the lower right-hand corner to place an exhibit tag provided by Purdue Extension staff.

Judges evaluating exhibits should recognize individual differences and creativity, therefore using information in this document as a guide rather than a requirement.

"Ready to Fly" and E2X rockets are not permitted. Rockets may be exhibited with a base, but launch pads are not permitted. All rockets must weigh less than 3.3 pounds and considered an amateur rocket according to FAA regulations. Remote control aircraft or drones may be constructed from a kit or purchased ready-to-fly. The power source (rocket engine, battery pack, etc.) is to be removed before being placed in public exhibition.

Rockets will not be launched and remote-control aircraft or drones will not be flown at state fair. Launching rockets and flying aircraft or drones at the county level is optional based on adult supervision experience.

### Exhibit Class Guidelines:

**Beginner (grades 3-5 suggested):** Construct a rocket of your choice designed for a new model rocket enthusiast with a difficulty level that is appropriate for the suggested grade level, or a poster or display board on any topic in the manual. Similar topics not included in the manual are permissible. Rockets cannot be ready-to-fly (RTF) or have plastic fins. Cluster engine rockets and rockets that take an engine D or above are not permitted in this exhibit class.

Learn to fly a remote-control aircraft or drone of your choice that is age/grade appropriate and compliant with FAA regulations, federal and state laws, and local ordinances. This exhibit choice is to include a notebook or poster including how the aircraft/drone was used and aerospace skills learned. Displaying the aircraft or drone is optional. Other topics could include how a quadcopter operates, controls used to fly a quadcopter, UAV

regulations administered by Federal Aviation Administration, commercial and emergency uses of UAVs, and more.

**Intermediate (grades 6-8 suggested):** Construct a rocket of your choice designed for a model rocket enthusiast with some experience and with a difficulty level that is appropriate for the suggested grade level, or a poster or display board on any topic in the manual. Similar topics not included in the manual are permissible. Rockets cannot be ready-to-fly (RTF) or have plastic fins. Cluster engine rockets and rockets that take an engine E or above are not permitted in this exhibit class.

Construct or learn to fly a remote-control aircraft or drone of your choice that is age/grade appropriate and compliant with FAA regulations, federal and state laws, and local ordinances. This exhibit choice is to include a notebook or poster including how the aircraft/drone was used and aerospace skills learned. Displaying the aircraft or drone is optional. Other topics could include interviewing a certified UAV pilot who works in law enforcement, EMS, fire, Purdue Extension, commercial or other application. Other options could include creating a flight plan or interfacing with other computer software.

**Advanced (grades 9-12 suggested):** Construct a rocket of your choice designed for an experienced model rocket enthusiast and with a difficulty level that is appropriate for the suggested grade level, or a poster or display board on any topic in the manual. Similar topics not included in the manual are permissible. Rockets cannot be ready-to-fly (RTF) or have plastic fins. Cluster engine rockets and rockets that take an engine G or above are not permitted in this exhibit class.

Construct or learn to fly a remote-control aircraft or drone of your choice that is age/grade appropriate and compliant with FAA regulations, federal and state laws, and local ordinances. This exhibit choice is to include a notebook or poster including how the aircraft/drone was used and aerospace skills learned. Displaying the aircraft or drone is optional. Other topics could include using “stitching” software to produce an orthomosaic map for a research purpose, identifying Department of Transportation Aeronautical Chart features and explain how these are important to a drone pilot, how to obtain a drone pilot license, or more. If 16 years of age or older the member could obtain a license by completing and passing the official FAA Part 107 UAV licensing test.

**Rocket Judging Criteria:** general appearance, workmanship, mounting, recovery system, and finish

**Poster/Notebook/Display Board Judging Criteria:** meeting exhibit guidelines, accuracy information, completeness information, workmanship, eye appeal

**Awards given in this project, if exhibits are deemed worthy by the judge:**

- Grade ribbons (Honor/Yellow, Blue, Red, White) for all exhibits
- 1 Champion ribbon (purple) and 1 Reserve Champion ribbon (pink) for EACH exhibit class
- 1 overall Grand Champion award and 1 overall Reserve Grand Champion ribbon for the entire project
- 1 State Fair Selection ribbon for EACH exhibit class

#### 2023 AEROSPACE AWARDS

Grand Champion.....Tom Green Engineering



## ANIMAL EDUCATION

(Guidelines updated 10/2023)

Volunteer Superintendents: Joanna Claudy 243-9460, Alexandria Smith 316-1365

Check-in: Wednesday, June 19, 4:30-7 PM

Judging: Thursday, June 20, time TBD

Check-out: Thursday, June 27, 8-9 AM

**Description:** Youth can learn about livestock and companion animals through a variety of experiences.

**State Fair Entries:** 3 Cat entries per county (one per exhibit class); 3 Dog entries per county (one per exhibit class); 3 Llama entries per county (one per exhibit class); 3 Poultry entries per county (one per exhibit class); and 3 Rabbit entries per county (one per exhibit class)

### **Exhibit Guidelines:**

Submit a 4-H Animal Education Record Sheet to the Extension Office on/before the [last business day of May](#).

Owning or showing an animal is not required. Members enrolled in any 4-H animal or livestock project can exhibit in this project and are to contact their county 4-H educator to learn if they are to also be enrolled in animal education.

All posters, notebooks, and display boards must include a reference list indicating where information was obtained, giving credit to the original author, to complete the 4-H member's exhibit. This reference list should/might include web site links, people and professionals interviewed, books, magazines, etc. It is recommended this reference list be attached to the back of a poster or display board, be the last page of a notebook, or included as part of the display visible to the public. A judge is not to discredit an exhibit for the way references are listed.

Posters are to be 22"x28" and displayed horizontally and placed in a clear plastic sleeve or covered with clear plastic to protect contents. Display boards should be designed to sit on a table using no more than 36" of tabletop space. Space should be left in the lower right-hand corner to place an exhibit tag provided by Purdue Extension staff.

Judges evaluating exhibits should recognize individual differences and creativity, therefore using information in this document as a guide rather than a requirement.

### **Exhibit Class Guidelines:**

**Beginner (grades 3-5 suggested):** Create an educational poster, notebook or display about any manual activity or on any specie related topic of choice that is age/grade appropriate. [Youth may exhibit up to 4 exhibits in the Animal Education project.](#)

**Intermediate (grades 6-8 suggested):** Create an educational poster, notebook or display about any manual activity or on any specie related topic of choice that is age/grade appropriate. [Youth may exhibit up to 4 exhibits in the Animal Education project.](#)

**Advanced (grades 9-12 suggested):** Create an educational poster, notebook or display about any manual activity or on any specie related topic of choice that is age/grade appropriate. [Youth may exhibit up to 4 exhibits in the Animal Education project.](#)

**Judging Criteria:** title, design components, educational value, and subject matter

**Awards given in this project, if exhibits are deemed worthy by the judge:**

- Grade ribbons (Honor/Yellow, Blue, Red, White) for all exhibits
- 1 Champion ribbon (purple) and 1 Reserve Champion ribbon (pink) for EACH exhibit class
- 1 overall Grand Champion award and 1 overall Reserve Grand Champion ribbon for the entire project
- 1 State Fair Selection ribbon for EACH exhibit class of Cat Posters
- 1 State Fair Selection ribbon for EACH exhibit class of Dog Posters
- 1 State Fair Selection ribbon for EACH exhibit class of Llama/Alpaca Posters
- 1 State Fair Selection ribbon for EACH exhibit class of Poultry Posters
- 1 State Fair Selection ribbon for EACH exhibit class of Rabbit Posters

2023 ANIMAL EDUCATION AWARDS

Grand Champion..... Sea Dwellers & Friends

**ARTS AND CRAFTS**

(Guidelines updated 10/2023)

Volunteer Superintendent: Paula Thomas 833-2104; Melissa Springar 668-6628

Check-in: Wednesday, June 19, 4:30-7 PM

Judging: Thursday, June 20, time TBD

Check-out: Thursday, June 27, 8-9 AM

**Description:** Allows youth to learn life skills and grow in project knowledge while expressing creativity in a variety of mediums.

**State Fair Entries:** 5 entries per county as determined by the county 4-H educator and fair officials.

**Exhibit Guidelines:**

Submit a 4-H Arts and Crafts Record Sheet to the Extension Office on/before the [last business day of May](#).

Youth may exhibit any art or craft that does not meet exhibit requirements in Fine Arts, Needle Craft, Model Craft or Construction and Architectural Replica.

Exhibitors should be considerate of space. Exhibits too large to safely move or requiring lots of space should be exhibited using photographs and a description of work in a notebook.

All arts and craft exhibits must include a 4-H Craft Information Card, 4-H 618A. This information card is to describe work completed so the judge can more accurately evaluate the exhibit. Craft information cards are for judging purposes only and will not be returned to the exhibitor.

If multiple pieces make up the exhibit, a photograph of the complete exhibit should be attached to the exhibit so the total exhibit can properly be displayed. For safety purposes any craft exhibit that resembles a sword, knife, or look-a-like weapon will be judged but will not be displayed.

Judges evaluating exhibits should recognize individual differences and creativity, therefore using information in this document as a guide rather than a requirement.

**Exhibit Class Guidelines:**

**Beginner (grades 3-5 suggested):** Create and exhibit one age/grade appropriate artwork.

**Intermediate (grades 6-8 suggested):** Create and exhibit one age/grade appropriate artwork.

**Advanced (grades 9-12 suggested):** Create and exhibit one age/grade appropriate artwork.

**Judging Criteria:** usefulness, originality, material, suitability of design, workmanship, finish, and use of color

**Awards given in this project, if exhibits are deemed worthy by the judge:**

- Grade ribbons (Honor/Yellow, Blue, Red, White) for all exhibits
- 1 Champion ribbon (purple) and 1 Reserve Champion ribbon (pink) for EACH exhibit class
- 1 Grand Champion award and 1 Reserve Grand Champion ribbon for the entire project
- 5 State Fair Selection ribbons for the entire project (from members of any age/grade)

2023 ARTS AND CRAFTS AWARDS

Grand Champion General Craft.....Kay Clark, Town & Country Beauty Shop

**BEEKEEPING**

(Guidelines updated 10/2023)

Volunteer Superintendent: Dana Stanley 260-443-5070

Check-in: Wednesday, June 19, 4:30-7 PM

Judging: Thursday, June 20, time TBD

Check-out: Thursday, June 27, 8-9 AM

**Description:** This project will help youth learn beekeeping, the types of bees, the honey and wax they produce, the plants that attract bees, and the equipment a beekeeper needs.

**State Fair Entries:** 1 educational exhibit per county; 1 honey exhibit per member (unlimited number of county entries)

**Exhibit Guidelines:**

Submit a 4-H Beekeeping Record Sheet to the Extension Office on/before the [last business day of May](#).

All posters, notebooks, and display boards must include a reference list indicating where information was obtained, giving credit to the original author, to complete the 4-H member's exhibit. This reference list should/might include web site links, people and professionals interviewed, books, magazines, etc. It is recommended this reference list be attached to the back of a poster or display board, be the last page of a notebook, or included as part of the display visible to the public. A judge is not to discredit an exhibit for the way references are listed.

Posters are to be 22"x28" and displayed horizontally and placed in a clear plastic sleeve or covered with clear plastic to protect contents. Display boards should be designed to sit on a table using no more than 36" of tabletop space. Space should be left in the lower right-hand corner to place an exhibit tag provided by Purdue Extension staff.

Judges evaluating exhibits should recognize individual differences and creativity, therefore using information in this document as a guide rather than a requirement.

**Special Notes:**

- There are no age/grade specifications for beekeeping exhibits. No bee hives may be brought to the State Fair.

- Honey water content will be measured.
- Fill level: the honey should be filled to the jar shoulder, not over, nor under
- Chunk honey should go in a wide-mouth jar, preferably one specially made for chunk honey (see beekeeping catalogs).
- Be careful to distinguish "chunk honey"(comb in jar) from "cut comb" (comb only in box). Honey (including chunk, cut comb and comb) must be collected since the previous county fair.

**Exhibit Class Guidelines:**

**Educational Poster or Display (grades 3-12):** Create an educational poster, notebook or display about any manual activity or on any beekeeping topic of choice that is age/grade appropriate. Youth can also design and complete an independent study activity.

**Single Honey Product (grades 3-12):** Exhibit one of the following:

1. Extracted honey - 2 one-pound jars, shown in glass or clear plastic, screw-top jars holding 1 pound of honey each.
2. Chunk honey (comb in jar)- 2 one-pound jars (wide-mouth glass or clear plastic).
3. Cut-comb honey - 2 one-pound boxes (These are usually 4 1/2" x 4 1/2" in size).

**Two Honey Products (grades 3-12)**

Exhibit two of the four kinds of honey listed below.

1. Extracted Honey - 2 one-pound jars (glass or clear plastic).
2. Chunk Honey (comb in jar) - 2 one-pound jars (wide-mouth - glass or clear plastic).
3. Cut-comb Honey - 2 one-pound boxes. Boxes are usually 4 1/2" x 4 1/2"
4. Comb Honey - 2 sections (honey built by bees in frames of wood commonly called "sections." Boxes are usually 4 1/2" x 4 1/2" in size).

**Judging Criteria:**

- Poster/Display: meeting exhibit guidelines, accuracy information, completeness information, workmanship, eye appeal
- Extracted Honey: container appearance, uniformity of color, accuracy and uniformity of fill, cleanliness of honey, freedom from crystals, density, and taste
- Chunk Honey: neatness of cut, absence of watery cappings or uncapped celled or pollen, cleanliness of honey, uniformity of appearance, density, and taste
- Cut or Section Honey: neatness & uniformity of cut, absence of watery cappings or uncapped cells or pollen, cleanliness of product, and uniformity of appearance and weight

**Awards given in this project, if exhibits are deemed worthy by the judge:**

- Grade ribbons (Honor/Yellow, Blue, Red, White) for all exhibits
- 1 Champion ribbon (purple) and 1 Reserve Champion ribbon (pink) for EACH exhibit class
- 1 overall Grand Champion award and 1 overall Reserve Grand Champion ribbon for the entire project
- 1 State Fair Selection ribbon for Educational Poster/Display; all Honey Products may be given State Fair Selection ribbons, if the judge chooses

2023 BEEKEEPING AWARDS

Grand Champion.....In Memory of Randy Martin

## CAKE DECORATING

(Guidelines updated 10/2023)

Volunteer Superintendent: Kay Kunce 316-1422

Check-in: Wednesday, June 19, 4:30-7 PM

Judging: Thursday, June 20, time TBD

Check-out: Thursday, June 27, 8-9 AM

**Description:** The cake decorating project allows youth to utilize their artistic ability and expressions as they learn decorating techniques and skills. Anyone wanting to learn baking skills should refer to the 4-H foods project.

**State Fair Entries:** 3 entries per county, one per exhibit class

### Exhibit Guidelines:

Submit a 4-H Cake Decorating Record Sheet to the Extension Office on/before the [last business day of May](#).

The cake decorating project provides skills-based educational experiences that provide an opportunity for mastery before building on that experience to develop more advanced skills. This subject area is divided into three exhibit classes: Beginner (Grades 3-5), Intermediate (Grades 6-8), and Advanced (Grades 9-12). While the defined grades are intended to be a guide, older youth enrolled in this subject for the first time may start in a lower grade exhibit class with permission by the county extension educator, followed by an appropriate exhibit class the following year.

Skills and techniques demonstrated should be age/grade appropriate. While it is not to say a beginner level member cannot master an advanced level skill, it would be rare and unique. Therefore, exhibited cakes must demonstrate the minimum five techniques from their given level outlined in Indiana 4-H Cake Decorating Skills and Techniques, 4-H 710A, but may also include higher/lower-level techniques that have been mastered. Any higher/lower-level techniques will not be counted as part of the minimum five, but nevertheless will be evaluated for quality. All exhibited cakes must be created using a Styrofoam, foam, or other solid dummy. Unless otherwise stated, cakes are to be iced using royal icing or buttercream. Buttercream icing will not withstand environmental conditions and may become soft, melt, not withhold its shape, and colors may bleed when being displayed an extended period of time. When displaying a cut-up cake or tiered cake, the exhibitor must include a diagram and description indicating how the cake was assembled. This diagram and description can be attached to or written on the skills sheet. All exhibits must include a completed Cake Decorating Skills Sheet (4-H 710) and must accompany the cake for the judge's reference during judging. Skills sheets are for judging purposes only and will not be returned to the exhibitor.

Judges evaluating exhibits should recognize individual differences and creativity, therefore using information in this document as a guide rather than a requirement.

### Exhibit Class Guidelines:

**Beginner (grades 3-5 suggested):** A minimum of five beginner level skills are to be demonstrated. A list of skills to choose from can be found on the Indiana 4-H Cake Decorating Skills and Techniques, 4-H 710A sheet. Cakes must be on a cake board strong enough to support the cake (approximately 3/8" thick) and 2-4" larger than the cake. For example, if the cake is 8" in diameter, then the cake board must be 10-12" in diameter. The cake board must be neatly covered and well taped or otherwise attached underneath. Cakes exhibited in the beginner level are to be a single tier/layer, no more than 5" tall, and may be round, square, or rectangular and the cake board is to be no more 12"x12".

**Intermediate (grades 6-8 suggested):** A minimum of five intermediate level skills are to be demonstrated and

the cake may include additional skills from the beginner level. A list of skills to choose from can be found on the Indiana 4-H Cake Decorating Skills and Techniques, 4-H 710A sheet. Cakes must be on a cake board strong enough to support the cake (approximately 3/8" thick) and 2-4" larger than the cake. For example, if the cake is 9"x13" rectangular, then the cake board must be 11"x15" to 13"x17" rectangular. The cake board must be neatly covered and well taped or otherwise attached underneath. Cakes exhibited in the intermediate level are to be a single or double tier/layer, no more than 12" tall and may be any shape. Youth may choose to decorate an inverted (upside down) character pan or create a 3-dimensional cake. It is also permissible to cut-up pieces of Styrofoam, foam, or other solid material to create a new shape, like a butterfly or castle for example. The cake board is to be no more than 24"x24".

**Advanced (grades 9-12 suggested):** A minimum of five advanced level skills are to be demonstrated and the cake may include additional skills from the beginner and intermediate levels. A list of skills to choose from can be found on the Indiana 4-H Cake Decorating Skills and Techniques, 4-H 710A sheet. Cakes must be on a cake board strong enough to support the cake (approximately 1/2" thick) and 4" larger than the base cake. For example, if the cake is 26" in diameter, then the cake board must be 30" in diameter. The cake board must be neatly covered and well taped or otherwise attached underneath. Cakes exhibited in the advanced level may be multiple layer and/or tiered and may include multiple cakes, like a wedding cake. Youth may choose to create a character or 3-dimensional cake by cutting-up pieces of Styrofoam, foam, or other solid material to create a new shape. Dowel rods, plates, etc. should be used to support multiple layers and tiers. Fondant icing, gum, and sugar paste is permissible. Cakes may be any shape, no more than 36" tall and the cake board is to be no more than 36"x36". A minimum of five advanced level skills are to be demonstrated and the cake may include additional skills from the beginner and intermediate levels. A list of skills to choose from can be found on the Indiana 4-H Cake Decorating Skills and Techniques, 4-H 710A sheet.

**Judging Criteria:** meets requirements, use of tips, color, attention to detail, cake board, suitability of border design, creativity, and overall appearance

**Awards given in this project, if exhibits are deemed worthy by the judge:**

- Grade ribbons (Honor/Yellow, Blue, Red, White) for all exhibits
- 1 Champion ribbon (purple) and 1 Reserve Champion ribbon (pink) for EACH exhibit class
- 1 overall Grand Champion award and 1 overall Reserve Grand Champion ribbon for the entire project
- 1 State Fair Selection ribbon for EACH exhibit class

2023 CAKE DECORATING AWARDS

Grand Champion.....Kay Kuncce-Coldwell Banker, Real Estate Group

**CHILD DEVELOPMENT**

(Guidelines updated 10/2023)

Volunteer Superintendent: Lydia Stevens 260-668-6817

Check-in: Wednesday, June 19, 4:30-7 PM

Judging: Thursday, June 20, time TBD

Check-out: Thursday, June 27, 8-9 AM

**Description:** Youth will learn about developmental stages of infants, toddlers and young children.

**State Fair Entries:** 4 entries per county, one per level

**Exhibit Guidelines:**

Submit a 4-H Child Development Record Sheet to the Extension Office on/before the [last business day of May](#).

All posters, notebooks, and display boards must include a reference list indicating where information was obtained, giving credit to the original author, to complete the 4-H member's exhibit. This reference list should/might include web site links, people and professionals interviewed, books, magazines, etc. It is recommended this reference list be attached to the back of a poster or display board, be the last page of a notebook, or included as part of the display visible to the public. A judge is not to discredit an exhibit for the way references are listed.

Posters are to be 22"x28" and displayed horizontally and placed in a clear plastic sleeve or covered with clear plastic to protect contents. Display boards should be designed to sit on a table using no more than 36" of tabletop space. Space should be left in the lower right-hand corner to place an exhibit tag provided by Purdue Extension staff.

Activities may be designed to be displayed on the floor, but please be considerate of space availability. Each item is to be labeled with the 4-H member's name, county and club so fair staff can keep all components together if it needs to be moved after judging is complete.

Notebooks are to include the following:

- Identifications on the front showing 4-H member's name, county, club, grade and year in project.
- Title page naming the activity.
- Pages explaining how activity was developed and is to be used.
- Photographs showing how the activity was used along with assembly.
- Explanation of skills learned and any additional information to share with the reader.

Judges evaluating exhibits should recognize individual differences and creativity, therefore using information in this document as a guide rather than a requirement.

**Exhibit Class Guidelines:**

**Level A (grades 3-4 suggested):** Exhibit a poster, display, or notebook about a manual activity. Other similar activities are permissible.

**Level B (grades 5-6 suggested):** Exhibit a poster, display, or notebook about a manual activity. Other similar activities are permissible.

**Level C (grades 7-9 suggested):** Exhibit a poster, display, or notebook about a manual activity. Other similar activities designed to help develop physical, emotional or cognitive skills are permissible.

**Level D (grades 10-12 suggested):** Exhibit a poster, display, or notebook about a manual activity. Other similar activities designed to help develop physical, emotional or cognitive skills are permissible.

**Judging Criteria:** meets exhibit guidelines, information-accuracy & completeness, workmanship, eye appeal

**Awards given in this project, if exhibits are deemed worthy by the judge:**

- Grade ribbons (Honor/Yellow, Blue, Red, White) for all exhibits
- 1 Champion ribbon (purple) and 1 Reserve Champion ribbon (pink) for EACH level
- 1 overall Grand Champion award and 1 overall Reserve Grand Champion ribbon for the entire project
- 1 State Fair Selection ribbon for EACH level

2023 CHILD DEVELOPMENT AWARDS

Grand Champion.....Tim & Jo Crooks

**COLLECTIONS**

(Guidelines updated 10/2023)

Volunteer Superintendent: Amanda Cline 316-5113

Check-in: Wednesday, June 19, 4:30-7 PM

Judging: Thursday, June 20, time TBD

Check-out: Thursday, June 27, 8-9 AM

**Description:** The 4-H Collections project allows youth to explore why individuals collect items and discover how to start a collection of their own. Youth in this project practice record keeping and attention to detail.

**State Fair Entries:** No entries. This is a county-only project.

**Exhibit Guidelines:**

Submit a 4-H Collections Record Sheet to the Extension Office on/before the [last business day of May](#).

Exhibit an appropriate and attractive 3-ring binder or photo album showing photographs of your collection, including one of your entire collection. Do not exhibit the actual collectibles.

Include your collection list in your binder as well as records of your collection. If the information is not typed, the member must use legible handwriting. (Record sheet will be due June 30, as usual, but you do not need to include a second record sheet with your exhibit.) Add at least 5 new collectibles to your collection list each year. If the value of your collection prohibits you from adding 5 new items, please submit an explanation with your exhibit.

Suggested collectible items include, but are not limited to buttons, matchbooks, arrowheads, leaves, glasses, cups and saucers, flowers, rocks, antiques, salt shakers, stamps, dishes, models, coins, bottles, pitchers, pencils, spoons, dolls, and figurines.

**Exhibit Class Guidelines:**

**Beginner (grades 3-5 suggested):** Create and exhibit one collection binder or album.

**Intermediate (grades 6-8 suggested):** Create and exhibit one collection binder or album.

**Advanced (grades 9-12 suggested):** Create and exhibit one collection binder or album.

**Judging Criteria:** neatness of display/notebook, completeness of record sheet, completeness of project questionnaire, originality, and creativity

**Awards given in this project, if exhibits are deemed worthy by the judge:**

- Grade ribbons (Honor/Yellow, Blue, Red, White) for all exhibits
- 1 Champion ribbon (purple) and 1 Reserve Champion ribbon (pink) for EACH exhibit class
- 1 overall Grand Champion award and 1 overall Reserve Grand Champion ribbon for the entire project
- No State Fair Selection ribbons



## 2023 COLLECTIONS AWARDS

Grand Champion..... Sevits Tree Service

### COMMUNICATIONS

(Guidelines updated 10/2023)

Volunteer Superintendent: Tami Mosier 668-1000 Ext. 1400

Presentations and Judging: Monday, June 24; 3 PM, Rensch Hall

**Description:** The communications project teaches verbal and non-verbal communication and presentation skills.

#### State Fair Entries:

- Demonstration – 3 junior individuals, 3 senior individuals, 3 junior teams and 3 senior teams per county
- Informative 4-H Presentation – 3 junior individuals, 3 senior individuals
- Professional Persuasive Presentation – 3 junior, 3 senior, 3 junior teams and 3 senior teams per county per county
- Public Speaking – 3 junior and 3 senior per county
- Creative Writing – 3 exhibits per county, one per exhibit class

#### Exhibit Guidelines:

Effective communications drive all aspects of day-to-day life. Youth are to learn about the process of communication, to learn about different modes of communication and to strengthen their own communication skills. As you explore the world of communication and the manuals, you will enjoy learning more about yourself and others. Youth completing this project are expected to participate in a variety of experiences allowing them to develop communication skills rather than create an exhibit to be displayed at the county or state fair.

Judges evaluating exhibits should recognize individual differences and creativity, therefore using information in this document as a guide rather than a requirement.

#### Exhibit Class Guidelines (Verbal Communications and Creative Writing):

##### *Verbal Communication Events*

The following verbal communication events and activities are offered to 4-H members as a way to teach presentation and public speaking skill development. They are often used in 4-H meetings, and a county 4-H youth development program may choose to offer these as competitive events. The demonstration, informative presentation, professional persuasive presentation and public speaking are competitive events at Indiana State Fair.

The following apply to all state fair communication events:

- Members may use a PowerPoint, Prezi, or other digital presentation, signs, and other props that will enhance their presentation when giving their how-to demonstration to the audience from a stage or stage-like setting.
- If digital media will be used to enhance the presentation, contestants are encouraged to provide their own laptop computer. If the laptop is not equipped with a standard HDMI external video connection, the contestant will need to supply an appropriate adapter. While a standard PC laptop will be available, the quality and compatibility of the digital media cannot be guaranteed as PowerPoint will be the only digital media available at state fair.
- Live animals are not permitted at state fair.

- There is no interaction with the audience.
- Questions may be asked of the contestants by the judges following the presentation.
- Events that have a team category, it is for two (2) people and will be determined by the highest grade level of any member of that team.
- The top three senior individuals, top junior individual, top senior team, and top junior team will be recognized in Indiana State Fair Celebration of Champions.

Refer to the Indiana State Fair 4-H handbook for the date, time, and location of each event. Check with your county extension educator for information about entering these events.

#### **Demonstration**

- All 4-H members are encouraged to present a demonstration at their club or county level.
- This contest allows the 4-H member to show the audience step-by-step procedures how-to-do something related to any 4-H project.
- Examples of a demonstration include how to take a prize-winning photograph, how to give an intramuscular antibiotic injection or shot, how to design a mini-barn blueprint, how to construct a garment, how to develop a wildlife rehabilitation plan, how to treat a cat for fleas, etc.
- Junior members (grades 3-8) have 5-7 minutes to present their demonstration, while senior members (grades 9-12) will present their demonstration in 5-10 minutes.
- Categories will be Junior Individual, Senior Individual, Junior Team, and Senior Team.

#### **Informative 4-H Presentation**

- This contest allows the 4-H member to present a topic of their choice related to a 4-H event, project, or activity to the audience.
- Examples of an informative 4-H presentation include the benefits of attending 4-H Round-Up, State 4-H Junior Leader Conference, 4-H Academy, or Citizenship Washington Focus; the impact of a community service project on the 4-H members involved and their community; why a family should enroll their children in 4-H; how 4-H prepares a young person for the workforce or college, etc.
- Junior members (grades 3-8) have 5-7 minutes to present their informative presentation, while senior members (grades 9-12) will present their informative presentation in 5-10 minutes.
- Categories will be Junior Individual and Senior Individual.

#### **Professional Persuasive Presentation**

- Contestants will be required to research a public issue in their community, collect data showing how this issue is or could affect their community, formulate a plan to address this issue, and present it in a professional manner using electronic digital media such as PowerPoint, Prezi, etc.
- Contestants are to submit two (2) sets of accompanying handouts at registration. These handouts will be provided to the judges.
- It is suggested that youth practice by presenting their professional presentation to service clubs, 4-H council or fair board, government officials, or other boards.
- Examples of public issues could be the lack of accessibility to trails or public parks, congested traffic locations, public health issues, impoverished neighborhoods, school dropout rates, the size of farm machinery outgrowing the size of roads, etc.
- Junior members (grades 3-8) will present in 5-7 minutes and senior members (grades 9-12) will present their professional presentation in 5-10 minutes.
- Categories will be Junior Individual, Senior Individual, Junior Team and Senior Team.

#### **Public Speaking**

- This contest allows the 4-H member to give their prepared speech to an audience from a stage or stage-

like setting.

- Props, signs, and PowerPoint presentations are not permitted.
- The topic can be of the 4-H member's choice.
- Junior members (grades 3-8) have 3-5 minutes to give their speech while senior members (grades 9-12) will give their speech in 5-7 minutes.

### **Creative Writing**

- This exhibit allows youth to express creativity while developing writing skills. Examples include a story, autobiography, biography, journal entry, poetry, children's story, skit or play, fiction in verse, alternative history, song lyrics, movie script, creative nonfiction and more. Writing must be authored by the 4-H member and can be fiction or non-fiction.
- Exhibits are to be displayed in a notebook or binder appropriately labeled on the front with the title, 4-H member's name, grade in school, club and county. The notebook or binder is to include a title page and authored work. While most creative writing exhibits will not require research, a bibliography giving credit to sources is to be included with any research article.
- Work can be handwritten or typewritten.
- Illustrations or photos may be included to enhance the writing.
- Writing should not include excessive blood, gore, violence or sexual themes and must be appropriate for all ages to read.

### **Creative Writing Exhibit Class Guidelines:**

**Beginner (grades 3-5 suggested):** Create and exhibit one age/grade appropriate item. While length or word count is not required, one-page or 250 words is appropriate for most beginners.

**Intermediate (grades 6-8 suggested):** Create and exhibit one age/grade appropriate item. While length or word count is not required, two-page or 500 words is appropriate for most intermediate members.

**Advanced (grades 9-12 suggested):** Create and exhibit one age/grade appropriate item. While length or word count is not required, more than three pages or more than 750 words is appropriate for most advanced members.

### **Judging Criteria:**

- Demonstration: introductions, content, presentation, summary, presenter(s), and overall presentation
- Informative 4-H Presentation: introduction, content, presentation, summary, presenter(s), and overall presentation
- Professional Persuasive Presentation: introduction, content, presentation, summary, presenter(s), and overall presentation
- Public Speaking: personal presentation, subject matter/topic, presentation- physical delivery, presentation- vocal delivery, and delivered within specified timeframe
- Creative Writing: imagination, creativity, expression, appropriate for grade level, grabs the reader's attention, grammar, spelling, punctuations, capitalization, proper sentence structure

### **Awards given in this project, if exhibits are deemed worthy by the judge:**

- Grade ribbons (Honor/Yellow, Blue, Red, White) for all exhibits
- 1 Champion ribbon (purple) and 1 Reserve Champion ribbon (pink) for EACH division/level (ie. Junior Informative 4-H Presentation, Senior Informative 4-H Presentation, Junior Team Professional Persuasive Presentation, Beginner Creative Writing, etc.)
- 1 overall Grand Champion award and 1 overall Reserve Grand Champion ribbon for the entire project
- 3 State Fair Selection ribbons for EACH division/level of verbal communications and 1 State Fair Selection ribbon for EACH creative writing exhibit class

2023 COMMUNICATIONS AWARDS

Grand Champion..... Dr. Danyele Clingan

**CONSTRUCTION AND ARCHITECTURAL REPLICA**

(Guidelines updated 10/2023)

Volunteer Superintendent: Michael Smith 574-817-0897

Check-in: Wednesday, June 19, 4:30-7 PM

Judging: Thursday, June 20, time TBD

Check-out: Thursday, June 27, 8-9 AM

**Description:** Allows youth to learn life skills and grow in project knowledge while expressing creativity when designing replicas.

**State Fair Entries:** 1 entry per county as determined by the county 4-H educator and fair officials.

**Exhibit Guidelines:**

Submit a 4-H Construction and Architectural Replica Record Sheet to the Extension Office on/before the [last business day of May](#).

Exhibits can include farm scenes, town models, building replicas, or similar items and can be constructed from building blocks (Lego), erector sets, or other materials. The product should be constructed to scale as much as possible. Consider adding a clear cover to protect the exhibit while being displayed to the public. This exhibit will most likely be displayed on an 8' long table top with two or three exhibits per table.

Exhibitors should be considerate of space. Exhibits too large to safely move or requiring lots of space should be exhibited using photographs and a description of work in a notebook.

All exhibits must include a 4-H Craft Information Card, 4-H 618A. This information card is to describe work completed so the judge can more accurately evaluate the exhibit. Information cards are for judging purposes only and will not be returned to the exhibitor.

If an exhibitor is concerned about their creation being damaged while on display, they should consider constructing a clear plastic cover to encase the exhibit.

Judges evaluating exhibits should recognize individual differences and creativity, therefore using information in this document as a guide rather than a requirement.

**Exhibit Class Guidelines:**

**Beginner (grades 3-5 suggested):** Create and exhibit one age/grade appropriate artistic scene or replica.

**Intermediate (grades 6-8 suggested):** Create and exhibit one age/grade appropriate artistic scene or replica.

**Advanced (grades 9-12 suggested):** Create and exhibit one age/grade appropriate artistic scene or replica.

**Judging Criteria:** usefulness, originality, choice of material, suitability of design, workmanship, finish, color

**Awards given in this project, if exhibits are deemed worthy by the judge:**

- Grade ribbons (Honor/Yellow, Blue, Red, White) for all exhibits

- 1 Champion ribbon (purple) and 1 Reserve Champion ribbon (pink) for EACH exhibit class
- 1 overall Grand Champion award and 1 overall Reserve Grand Champion ribbon for the entire project
- 1 State Fair Selection ribbon for the entire project (from a member of any age/grade)

#### 2023 CONSTRUCTION AND ARCHITECTURAL REPLICA AWARDS

Grand Champion..... Dr. Danyelee Clingan

#### CONSUMER CLOTHING

(Guidelines updated 10/2023)

Volunteer Superintendent: Dana Stanley 260-443-5070

Project/Notebook Check-in: Wednesday, June 19, 4:30-7 PM

Judging Check-In: Sunday, June 23, 1:30 PM, Lions Building

Judging: Sunday, June 23, 2 PM, Lions Building (following Fashion Revue)

Project Check-out: Thursday, June 27, 8-9 AM

**Description:** This project is designed to teach clothing selection, wardrobe planning, care of clothing and personal grooming.

**State Fair Entries:** 3 notebooks per county, no clothing; one per exhibit class. 3 entries per county to model in State Fair Consumer Clothing Fashion Revue, no notebook; one per exhibit class.

#### Exhibit Guidelines:

Submit a 4-H Consumer Clothing Record Sheet to the Extension Office on/before the [last business day of May](#).

All posters, notebooks, and display boards must include a reference list indicating where information was obtained, giving credit to the original author, to complete the 4-H member's exhibit. This reference list should/might include web site links, people and professionals interviewed, books, magazines, etc. It is recommended this reference list be attached to the back of a poster or display board, be the last page of a notebook, or included as part of the display visible to the public. A judge is not to discredit an exhibit for the way references are listed.

The front of the notebook is to include the 4-H member's name, county, club, and exhibit class. Personal information such as phone number, mailing address, etc. should not be included in any notebook documentation.

Youth will be expected to model their purchased outfit and accessories at the county level. Youth will be expected to model their purchased outfit and accessories at the county level. Modeling at state fair is limited to one entry per level from each county and will be judged separate from the notebook.

Judges evaluating exhibits should recognize individual differences and creativity, therefore using information in this document as a guide rather than a requirement.

#### Exhibit Class Guidelines:

**Beginner (grades 3-5 suggested):** Complete one activity from each group in the manual and share your results or answers in a notebook, labeling each activity. With help from a parent or mentor, purchase an item of clothing that you'll wear with other clothes in your wardrobe. Examples might be slacks, blouse, jeans, shirt, sweater, or sweatshirt. Choose an accessory to go with your purchase. Accessories could be shoes, sweatband, belt, jewelry, socks or similar item.

Special note regarding Indiana State Fair: In addition to the beginner consumer clothing state fair entry submitting their notebook for evaluation, the exhibitor will also be invited to model their purchased outfit in fashion revue. The notebook and modeling will be judged independently and one will not have any consideration for the other at state fair.

**Intermediate (grades 6-8 suggested):** Complete one activity from each group in the manual and share your results or answers in a notebook, labeling each activity. Purchase and accessorize a casual or school outfit. Accessories may be purchased or selected from what you currently have.

Special note regarding Indiana State Fair: In addition to the intermediate consumer clothing state fair entry submitting their notebook for evaluation, the exhibitor will also be invited to model their purchased outfit in fashion revue. The notebook and modeling will be judged independently and one will not have any consideration for the other at state fair.

**Advanced (grades 9-12 suggested):** Complete one activity from each group in the manual, or similar activity of choice and share your results or answers in a notebook, labeling each activity. If completing an activity not included in the manual, be sure to include in your notebook an explanation describing how the activity was developed and intended objectives. Purchase and accessorize an outfit of your choice. Accessories may be purchased or selected from what you currently have.

Special note regarding Indiana State Fair – In addition to the advanced consumer clothing state fair entry submitting their notebook for evaluation, the exhibitor will also be invited to model their purchased outfit in fashion revue. The notebook and modeling will be judged independently and one will not have any consideration for the other at state fair.

**Judging Criteria:** notebook (40%), interview (30%), and the garment(s) on the 4-H'er (30%)

**Awards given in this project, if exhibits are deemed worthy by the judge:**

- Grade ribbons (Honor/Yellow, Blue, Red, White) for all exhibits
- 1 Champion ribbon (purple) and 1 Reserve Champion ribbon (pink) for EACH exhibit class
- 1 overall Grand Champion award and 1 overall Reserve Grand Champion ribbon for the entire project
- 1 State Fair Selection ribbon for notebooks for EACH exhibit class
- 1 State Fair Selection ribbon for models for EACH exhibit class

2023 CONSUMER CLOTHING AWARDS

Grand Champion..... Jacob Insurance Service LLC

**CREATIVE ARTS**

(Guidelines updated 10/2023)

Volunteer Superintendent: John Claudy 260-243-1006

Check-in: Wednesday, June 19, 4:30-7 PM

Judging: Thursday, June 20, time TBD

Check-out: Thursday, June 27, 8-9 AM

**Description:** The Creative Arts 4-H project allows youth to express their creative skills and talents of a related hobby or interest.

**State Fair Entries:** No entries. This is a county-only project.

**Exhibit Guidelines:**

Submit a 4-H Creative Arts Record Sheet to the Extension Office on/before the [last business day of May](#).

Youth may consider, but are not limited to, one or more of the suggested creative arts listed below. Exhibitors may submit up to two Creative Arts exhibits.

**Suggested Creative Art Forms:**

- Dance
- Drama/Theatre
- Puppetry
- Music Composition/Songwriting
- Video Creation/Film

Both physical and digital exhibits are permitted. Youth are encouraged to use the medium that best suits their creativity. Please put digital submissions on a USB drive for ease of judging in which the exhibit is the only file on the USB drive, and the USB drive is labeled with the exhibitor’s name.

It is important to note that fine arts and other visual art forms are best suited for the Arts and Crafts project or the Fine Arts project which can advance to the Indiana State Fair. Similarly, written art forms such as poems and scripts are best suited for the Communications project which can also advance to the Indiana State Fair. This Creative Arts project is best suited for performing arts and is not eligible for the Indiana State Fair.

**Exhibit Class Guidelines:**

**Beginner (grades 3-5 suggested):** Exhibit a video that represents the creative art form of your choice, sharing your creative skills and talents.

**Intermediate (grades 6-8 suggested):** Exhibit a video that represents the creative art form of your choice, sharing your creative skills and talents.

**Advanced (grades 9-12 suggested):** Exhibit a video that represents the creative art form of your choice, sharing your creative skills and talents.

**Judging Criteria:** creativity, originality, content, expression, and medium used

**Awards given in this project, if exhibits are deemed worthy by the judge:**

- Grade ribbons (Honor/Yellow, Blue, Red, White) for all exhibits
- 1 Champion ribbon (purple) and 1 Reserve Champion ribbon (pink) for EACH exhibit class
- 1 overall Grand Champion award and 1 overall Reserve Grand Champion ribbon for the entire project
- No State Fair Selection ribbons

2023 CREATIVE ARTS AWARDS

Grand Champion..... 101 Sheds

## CROPS

(Guidelines updated 10/2023)

Volunteer Superintendent: Stacy Shull 260-667-4184

Check-in: Wednesday, June 19, 4:30-7 PM

Judging: Thursday, June 20, time TBD

Check-out: Thursday, June 27, 8-9 AM

**Description:** The 4-H Crops project allows youth the opportunity to explore hands-on crop production. With the opportunity to grow a variety of crops including corn, soybeans, forages, and small grains, youth learn about the different components of agriculture production. While learning and applying practices to control insects and disease, harvesting, storage, and marketing, youth are gaining valuable life skills such as wise use of resources, record keeping, problem solving, and personal safety.

**State Fair Entries:** No entries. This is a county-only project.

### Exhibit Guidelines:

Submit a 4-H Crops Record Sheet to the Extension Office on/before the [last business day of May](#).

### Exhibit Class Guidelines:

#### Hay (Alfalfa, Clover, or Mixed):

All Levels (Grades 3-5, Grades 6-8, Grades 9-12) exhibit a portion of a square bale (12" to 16" thick) and tied with twine. It is recommended that members use a nice crate or box for display rather than burlap or plastic bags.

#### Small Grains (Barley, Oats, Rye, Triticale, Wheat):

All Levels (Grades 3-5, Grades 6-8, Grades 9-12) exhibit one peck (approximately 2 dry gallons) of small grain or 4 full-grown small grain plants (including roots) pinned/fixated to a board.

#### Corn

All Levels (Grades 3-5, Grades 6-8, Grades 9-12) exhibit one peck (approximately 2 dry gallons) of last year's harvested and stored corn or two full-grown corn plants (including roots, with the root ball contained in a bag, burlap, or bucket).

#### Soybeans

All Levels (Grades 3-5, Grades 6-8, Grades 9-12) exhibit one peck (approximately 2 dry gallons) of last year's harvested and stored soybeans or 4 full-grown soybean plants (including roots) pinned/fixated to a board.

**Judging Criteria:** freedom from damage, freedom of foreign materials, uniformity, and soundness

### Awards given in this project, if exhibits are deemed worthy by the judge:

- Grade ribbons (Honor/Yellow, Blue, Red, White) for all exhibits
- 1 Champion ribbon (purple) and 1 Reserve Champion ribbon (pink) for EACH level for EACH exhibit class (ie. Level 1 Hay Champion and Reserve Champion, Level 2 Hay Champion and Reserve Champion, Level 3 Hay Champion and Reserve Champion)
- 1 Grand Champion award and 1 Reserve Grand Champion ribbon for EACH exhibit class (ie. Hay Grand Champion and Reserve Grand Champion, Small Grains Grand Champion and Reserve Grand Champion, etc.)
- No State Fair Selection ribbons



Grand Champion Hay ..... Gladys Barron

### **ELECTRIC**

(Guidelines updated 10/2023)

Volunteer Superintendent: Josh Durbin, Steuben County REMC, 665-3563

Check-in: Wednesday, June 19, 4:30-7 PM

Judging: Thursday, June 20, time TBD

Check-out: Thursday, June 27, 8-9 AM

**Description:** The 4-H electricity and electronics program provides youth with educational information about electricity and how it can be used to benefit the human race.

**State Fair Entries:** 5 electric exhibits per county, one per level; 1 electronic exhibit per county from level 5

#### **Exhibit Guidelines:**

Submit a 4-H Electric Record Sheet to the Extension Office on/before the [last business day of May](#).

All posters, notebooks, and display boards must include a reference list indicating where information was obtained, giving credit to the original author, to complete the 4-H member's exhibit. This reference list should/might include web site links, people and professionals interviewed, books, magazines, etc. It is recommended this reference list be attached to the back of a poster or display board, be the last page of a notebook, or included as part of the display visible to the public. A judge is not to discredit an exhibit for the way references are listed.

Posters are to be 22"x28" and displayed horizontally and placed in a clear plastic sleeve or covered with clear plastic to protect contents. Display boards should be designed to sit on a table using no more than 36" of tabletop space. Space should be left in the lower right-hand corner to place an exhibit tag provided by Purdue Extension staff.

Youth are encouraged to complete the activities as instructed in the manual or found on the 4-H electric web page.

Judges evaluating exhibits should recognize individual differences and creativity, therefore using information in this document as a guide rather than a requirement.

#### **Exhibit Class Guidelines:**

**Electric Level 1 (1<sup>st</sup> year in Electric):** Exhibit one article of choice displaying proper wiring techniques, made during the current 4-H program year. It must demonstrate a minimum of five (5) or more of the appropriate level of "Skills to be Attained" items as outlined in the "4-H Electric and Electronic Skills & Knowledge Chart". A completed copy of the "Exhibit Skills & Knowledge Sheet" must accompany the project. Skills sheets are for judging purposes only and will not be returned to the exhibitor.

#### **Exhibit Suggestions:**

- Circuit board – 6" by 6" of Series/Parallel Circuit
- Electromagnet
- Galvanometer
- Poster board (22" by 28")
- Display (appropriately sized for displayed equipment)

- Notebook/Report that covers any topic that is in the National 4-H Electric Curriculum Electricity Excitement Book 1 or Investigating Electricity Book 2, Purdue Extension website Level 1 activities/project sheets, or from the appropriate level of the Skills & Knowledge Chart. Refer to the Written Report Scorecard, 4-H 824, to determine expected items to be included.

**Electric Level 2 (2<sup>nd</sup> year in Electric):** Exhibit one article of choice displaying proper wiring techniques, made during the current 4-H program year. It must demonstrate a minimum of five (5) or more of the appropriate level of “Skills to be Attained” items as outlined in the “4-H Electric and Electronic Skills & Knowledge Chart”. A completed copy of the “Exhibit Skills & Knowledge Sheet” must accompany the project. Skills sheets are for judging purposes only and will not be returned to the exhibitor.

Exhibit Suggestions:

- Magnetic Powered Shake Flashlight – with optional display
- Circuit board – 6” by 6” of Series/Parallel Circuit (with modifications if exhibited in Level 1)
- Electromagnet
- Galvanometer
- Electric Motor
- Poster board (22” by 28”)
- Display (appropriately sized for displayed equipment)
- Notebook/Report that covers any topic that is in the National 4-H Electric Curriculum Electricity Excitement Book 1 or Investigating Electricity Book 2, Purdue Extension website Level 2 activities/project sheets, or from the appropriate level of the Skills & Knowledge Chart. Refer to the Written Report Scorecard, 4-H 824, to determine expected items to be included.

**Electric Level 3 (3<sup>rd</sup> year in Electric):** Exhibit one article of choice displaying proper wiring techniques, made during the current 4-H program year. It must demonstrate a minimum of five (5) or more of the appropriate level of “Skills to be Attained” items as outlined in the “4-H Electric and Electronic Skills & Knowledge Chart”. A completed copy of the “Exhibit Skills & Knowledge Sheet” must accompany the project. Skills sheets are for judging purposes only and will not be returned to the exhibitor.

Exhibit Suggestions:

- Wiring Project – (ie. extension cord, trouble light, wire sizes and uses, plug configurations, test equipment, replace cord/cord end on a tool or piece of equipment, etc.)
- Electrical tool and supply kit
- Poster board (22” by 28”)
- Display (appropriately sized for displayed equipment)
- Notebook/Report that covers any topic that is in the National 4-H Electric Curriculum Wired for Power Book 3, Purdue Extension website Level 3 activities/project sheets, or from the appropriate level of the Skills & Knowledge Chart. Refer to the Written Report Scorecard, 4-H 824, to determine expected items to be included.

**Electric Level 4 (4<sup>th</sup> year in Electric):** Exhibit one article of choice displaying proper wiring techniques, made during the current 4-H program year. It must demonstrate a minimum of five (5) or more of the appropriate level of “Skills to be Attained” items as outlined in the “4-H Electric and Electronic Skills & Knowledge Chart”. A completed copy of the “Exhibit Skills & Knowledge Sheet” must accompany the project. Skills sheets are for judging purposes only and will not be returned to the exhibitor.

Exhibit Suggestions:

- Wiring – Wire a lamp. The lamp can be a re-wired lamp or one that is built new.

- Electrical tool and supply kit
- Poster board (22" by 28")
- Display (appropriately sized for displayed equipment)
- Notebook/Report that covers any topic that is in the National 4-H Electric Curriculum Wired for Power Book 3, Purdue Extension website Level 4 activities/project sheets, or from the appropriate level of the Skills & Knowledge Chart. Refer to the Written Report Scorecard, 4-H 824, to determine expected items to be included.

**Electric Level 5 (5<sup>th</sup> year or more in Electric):** Exhibit one article of choice, displaying proper wiring techniques, made during the current 4-H program year that demonstrates a minimum of five (5) or more of the appropriate level of "Skills to be Attained" items as outlined in the "4-H Electric and Electronic Skills & Knowledge Chart". A completed copy of the "Exhibit Skills & Knowledge Sheet" must accompany the project. Skills sheets are for judging purposes only and will not be returned to the exhibitor.

**Exhibit Suggestions:**

- Equipment Wiring – including but not limited to: parts identification, appliance repair, lamps and other lighting, equipment wiring, control system, security system, topic that covers safety, motors/generators, electric heating, heat pumps, AC, water heaters, and other electric equipment.
- Home Wiring – included by not limited to any circuits found in the wiring of a house or "barn", service entrance, switching, receptacles, generator transfer circuit, safety, electrical math, and others.
- Electronic Equipment – Any project or kit containing transistors or integrated circuits or vacuum tubes such as radio, TV, computer, robot, cell phone, and others.
- Poster board (22" by 28")
- Display (appropriately sized for displayed equipment)
- Notebook/Report that covers any topic that is in the National 4-H Electric Curriculum Entering Electronics, Purdue Extension website Level 5 activities/project sheets, or from the appropriate level of the Skills & Knowledge Chart. Refer to the Written Report Scorecard, 4-H 824, to determine expected items to be included.
- Video Presentation Create a video showing the work accomplished and skills learned. This video should include the same type of information as required in written notebook listed above. This video is to be no more than ten minutes in length and formatted as MP4 and submitted on a thumb drive. This video can also be uploaded to a YouTube account with the video being made public and the link submitted for evaluation.

**Judging Criteria:**

- Circuit Board: circuit board, components, wires, terminals/joints, no damage to electrical parts, and accomplished skills
- Magnet-Powered Flashlight: coil, printed circuit board, exhibit, and accomplished skills
- Poster & Display Board: effective title, suitable subject & size, accomplishes purpose, workmanship, and accomplished skills
- Electronic Equipment: attached note, general appearance, operational, all components securely mounted, circuitry fastened or soldered, no damage to parts, and accomplished skills.
- Equipment: work plan, workmanship, usefulness, safety, display/appearance, and accomplished skills
- Extension Cord & Trouble Light: note attached, cord, plug (cap)/connector body, trouble light socket, exhibit, and accomplished skills
- Lamp: note, bulb, wire, plug (cap) socket, base, shade, exhibit, and accomplished skills
- Written Report: effective title, need for project, wiring techniques/principles, project budget/specifications, and report writing skills

**Awards given in this project, if exhibits are deemed worthy by the judge:**

- Grade ribbons (Honor/Yellow, Blue, Red, White) for all exhibits
- 1 Champion ribbon (purple) and 1 Reserve Champion ribbon (pink) for EACH level
- 1 overall Grand Champion award and 1 overall Reserve Grand Champion ribbon for the entire project
- 1 State Fair Selection ribbon for EACH level of electric exhibits, 1 State Fair Selection ribbon for 1 electronic exhibit from Level 5

2023 ELECTRIC AWARDS

Grand Champion .....Steuben County REMC

**ENTOMOLOGY**

(Guidelines updated 10/2023)

Volunteer Superintendent: Katrina Buchanan 903-399-6049

Check-in: Wednesday, June 19, 4:30-7 PM

Judging: Thursday, June 20, time TBD

Check-out: Thursday, June 27, 8-9 AM

**Description:** This project will help you study insects and their relationship with people. You can also learn how to collect, preserve, and identify insects.

**State Fair Entries:** 3 collection exhibits per county, one per exhibit class; 3 educational exhibits per county, one per exhibit class

**Exhibit Guidelines (Educational Exhibits and Collections):**

Submit a 4-H Entomology Record Sheet to the Extension Office on/before the [last business day of May](#).

***Educational Exhibit Guidelines:***

All posters, notebooks, and display boards must include a reference list indicating where information was obtained, giving credit to the original author, to complete the 4-H member's exhibit. This reference list should/might include web site links, people and professionals interviewed, books, magazines, etc. It is recommended this reference list be attached to the back of a poster or display board, be the last page of a notebook, or included as part of the display visible to the public. A judge is not to discredit an exhibit for the way references are listed.

Posters are to be 22"x28" and displayed horizontally and placed in a clear plastic sleeve or covered with clear plastic to protect contents. Display boards should be designed to sit on a table using no more than 36" of tabletop space. Space should be left in the lower right-hand corner to place an exhibit tag provided by Purdue Extension staff.

Judges evaluating exhibits should recognize individual differences and creativity, therefore using information in this document as a guide rather than a requirement.

***Collection Exhibit Guidelines:***

Collections are to include the following:

- Title as Insect Collection year in Entomology
- Order – refer to ID-401, page 57.
- Display – mounted insects are to have been legally and personally collected in the United States and displayed in an 18"x24" collection box displayed horizontally. Collections including multiple boxes are

to be numbered 1 of 3, etc. ID 401 A-F cards (for grades 3-8) and 401-I cards (for grades 9 - 12) are to be placed inside the display box in an attractive manner.

- Identification – Collection display boxes are expected to contain the specified number of insects, families, and orders specified (see chart below). All insects must be in the adult stage and be properly mounted on insect pins or be contained in vials as directed.
- Pin Labels - Each pin or vial must contain two labels:
  1. Top label is to include collection date, location, and collector name.
  2. Bottom label is to include common name and other optional identification data.
- Box Labels – Box labels (computer generated or neatly printed) are used for orders and families as required (see chart below) and are to be placed flat against the bottom of the box. Insects must be properly grouped directly under the correct order and family label. For example, all insects belonging to a particular order must be placed under that order label. Orders to be used are listed in the reference book ID- 401. If family level identification is required, the insects should be further grouped together under the correct family label.
- Educational Box – One additional box (educational), based on the specific theme (see chart below), is required for grades 9-12, in addition to the insect collection boxes. This box can be created in any manner chosen (without the mounting, pinning or identifying restrictions specified above).

Judges evaluating collection exhibits should judge based on educational content, scientific accuracy, eye appeal and creativity.

#### **Monarch Butterfly Statement**

Q: Many have noticed the decrease in number of Monarch butterflies both in Indiana and throughout the country and wonder if and how Entomology at Purdue is responding. Are 4-H and youth still required to catch these endangered insects for their collection boxes?

A: Monarch butterflies are now officially on the threatened species list. While we know that collecting Monarch butterflies for 4-H collections or displays does not constitute a significant risk to their population when compared to the effects of climate change, pesticide contamination and habitat loss, capitalizing on this opportunity to discuss their decline is an excellent way to bring public focus to this important issue. We want our youth (and all IN citizens) to recognize the Monarch butterfly, understand its biology and be empathetic to its conservation.

Therefore, we have instituted the following update to our youth and 4H Entomology programs. Effective immediately, we no longer encourage students to ‘collect’ Monarch butterflies for exhibits, displays or 4-H insect collections. But, rather than simply removing the Monarch butterfly from the list of 150 insects that 4-H students are to recognize, we want to highlight it so that students really do learn to recognize them and understand their peril. After all, the more we are familiar with this species, the more apt we will be to assist and support the conservation of this iconic species.

Link to a recent article from the Purdue Entomology Department pertaining to Monarch butterflies (<https://www.purduelandscapereport.org/article/where-have-all-the-monarchbutterflies-gone/>)

#### **Spotted Lanternfly Statement**

Q: Are there any new changes to rules or directions for the 4H or FFA youth projects or competitions that students and coaches should look for?

A: To keep the youth Career Development (CDE judging) and 4-H collection projects current, it is important to occasionally add new insects to the list. Due to the invasion of a serious new insect pest throughout the Midwest called the Spotted Lanternfly, we have added it to the list of insects found in the “How to Make an Awesome

insect Collection and (ID-401) and Who Let the Bugs Out (ID-402) extension resources. Please be aware that students are now expected to identify and understand its biology and behavior as well as its potential impact in Agriculture. Indiana 4-H Youth Development partners with Purdue University academic departments to develop 4-H project guidelines. The Monarch butterfly and Spotted Lanternfly statements are provided by Dr. Timothy J. Gibb, Department of Entomology

**Exhibit Class Guidelines:**

**Beginner (1<sup>st</sup>-3<sup>rd</sup> Year in Entomology):** Create a collection based on the year in Entomology or an educational exhibit.

Year in Entomology	Collection Information	Total Boxes
1 <sup>st</sup> year	10 insects, identified and pinned on cards (ID 401A)	1
2 <sup>nd</sup> year	20 insects, mounted (pins or vials). Identify all insects by common name and identify five (5) to order. Include card ID 401B.	1
3 <sup>rd</sup> year	30 insects, mounted (pins or vials). Identify all insects by common name and identify 15 to order. Include ID 401C.	1

**Intermediate (4<sup>th</sup>-6<sup>th</sup> Year in Entomology):** Create a collection based on the year in Entomology or an educational exhibit.

Year in Entomology	Collection Information	Total Boxes
4 <sup>th</sup> year	40 insects, exhibit a minimum of 6 orders, mounted (pins or vials). Identify all insects by common name and order. Include ID 401D.	2
5 <sup>th</sup> year	50 insects, exhibit a minimum of 8 orders, mounted (pins or vials). Identify all insects by common name and order. Identify ten (10) to family. Include card ID 401E.	2
6 <sup>th</sup> year	60 insects, exhibit a minimum of 10 orders, mounted (pins or vials). Identify all insects by common name and order. Identify 30 to family. Include card ID 401F.	2

**Advanced (7<sup>th</sup>-10<sup>th</sup> Year in Entomology):** Create a collection based on the year in Entomology or an educational exhibit. Advanced level insect collections are to also include an education box, for a total of four boxes. Advanced level youth may instead create an independent study topic of choice.

Year in Entomology	Collection Information	Total Boxes
7 <sup>th</sup> year	70 insects, exhibit a minimum of 12 orders, mounted (pins or vials). Identify all insects by common name, order, and family. One educational box, theme: insect behavior. Include card ID 401I. (1-3 collection boxes plus 1 educational box*). Place ID 401I in first collection box only. Card ID 401I download	3
8 <sup>th</sup> year	80 insects, exhibit a minimum of 14 orders, mounted (pins or vials). Identify all insects by common name, order, and family. One educational box, theme: insect pest management. Include card ID 401I. (1-3 collection boxes plus 1 educational box*). Place ID 401I in first collection box only. Card ID 401I download	3
9 <sup>th</sup> year	90 insects, exhibit a minimum of 16 orders, mounted (pins or vials). Identify all insects by common name, order, and family. One educational box, theme: insects in the environment. Include card ID 401I. (1-3 collection boxes plus 1 educational box*). Place ID 401I in first collection box only. Card ID 401I download	3
10 <sup>th</sup> year	100 insects, exhibit a minimum of 18 orders, mounted (pins or vials). Identify all insects by common name, order, and family. One educational box, theme: benefits	3

	of insects. Include card ID 401I. (1-3 collection boxes plus 1 educational box*). Place ID 401I in first collection box only. Card ID 401I download	
--	---	--

**Judging Criteria:**

- Poster Exhibit: meeting exhibit guidelines, information- accuracy, information- completeness, quality of workmanship, and eye appeal
- Collections, Years 1-6: orders correctly identified, identification, pinning and spreading, labels, arrangement in boxes, and ID 401 A-F education card
- Collections, Years 7-10: orders correctly identified, identification, pinning and spreading, labels, arrangement in boxes, and educational ‘theme’ box.

**Awards given in this project, if exhibits are deemed worthy by the judge:**

- Grade ribbons (Honor/Yellow, Blue, Red, White) for all exhibits
- 1 Champion ribbon (purple) and 1 Reserve Champion ribbon (pink) for EACH exhibit class
- 1 overall Grand Champion award and 1 overall Reserve Grand Champion ribbon for the entire project
- 1 State Fair Selection ribbon for an insect collection for EACH exhibit class, 1 State Fair Selection ribbon for an educational exhibit for EACH exhibit class

**2023 ENTOMOLOGY AWARDS**

Grand Champion..... Paul & Inger Friend

**FINE ARTS**

(Guidelines updated 10/2023)

Volunteer Superintendent: Paula Thomas 833-2104; Melissa Springar 668-6628

Check-in: Wednesday, June 19, 4:30-7 PM

Judging: Thursday, June 20, time TBD

Check-out: Thursday, June 27, 8-9 AM

**Description:** Allows youth to learn life skills and grow in project knowledge while expressing creativity through painting and drawing.

**State Fair Entries:** 2 entries per county as determined by the county 4-H educator and fair officials.

**Exhibit Guidelines:**

Submit a 4-H Fine Arts Record Sheet to the Extension Office on/before the [last business day of May](#).

All arts and craft exhibits must include a 4-H Craft Information Card, 4-H 618A. This information card is to describe work completed so the judge can more accurately evaluate the exhibit. Craft information cards are for judging purposes only and will not be returned to the exhibitor.

Oil, charcoal, pastels, pencil, ink, acrylic, watercolor or similar artistic work can be displayed on canvas, canvas board, or paper. All work must be framed as a picture and prepared for hanging. Canvas art on a wooden frame is considered prepared for hanging provided that frame has a hanger.

Judges evaluating exhibits should recognize individual differences and creativity, therefore using information in this document as a guide rather than a requirement.

**Exhibit Class Guidelines:**

**Beginner (grades 3-5 suggested):** Create and exhibit one age/grade appropriate artwork.

**Intermediate (grades 6-8 suggested):** Create and exhibit one age/grade appropriate artwork.

**Advanced (grades 9-12 suggested):** Create and exhibit one age/grade appropriate artwork.

**Judging Criteria:** originality, composition, color relationships, values, intensities, workmanship, proper protection, mat (if used), and frame

**Awards given in this project, if exhibits are deemed worthy by the judge:**

- Grade ribbons (Honor/Yellow, Blue, Red, White) for all exhibits
- 1 Champion ribbon (purple) and 1 Reserve Champion ribbon (pink) for EACH exhibit class
- 1 Grand Champion award and 1 Reserve Grand Champion ribbon for the entire project
- 2 State Fair Selection ribbons for the entire project (from members of any age/grade)

2023 FINE ARTS AWARDS

Grand Champion Fine Arts..... Dean & Liz Opdycke

**FLORICULTURE**

(Guidelines updated 10/2023)

Volunteer Superintendent: Karen Martin 260-760-4726

Check-in: Thursday, June 20, 8-9 AM

Judging: Thursday, June 20, time TBD

Check-out: Thursday, June 27, 8-9 AM

**Description:** Youth will learn basic information and skills needed to grow healthy plants and flowers as well as floral design techniques.

**State Fair Entries:** 8 floral exhibits per county, 2 per level; 4 educational exhibits per county, 1 per level

**Exhibit Guidelines:**

Submit a 4-H Floriculture Record Sheet to the Extension Office on/before the [last business day of May](#).

All posters, notebooks, and display boards must include a reference list indicating where information was obtained, giving credit to the original author, to complete the 4-H member's exhibit. This reference list should/might include web site links, people and professionals interviewed, books, magazines, etc. It is recommended this reference list be attached to the back of a poster or display board, be the last page of a notebook, or included as part of the display visible to the public. A judge is not to discredit an exhibit for the way references are listed.

Posters are to be 22"x28" and displayed horizontally and placed in a clear plastic sleeve or covered with clear plastic to protect contents. Display boards should be designed to sit on a table using no more than 36" of tabletop space. Space should be left in the lower right-hand corner to place an exhibit tag provided by Purdue Extension staff.

Floral arrangements can be constructed using fresh flowers and greenery grown yourself or purchased, flowers and greenery dried yourself or purchased, or artificial flowers or greenery.



Judges evaluating exhibits should recognize individual differences and creativity, therefore using information in this document as a guide rather than a requirement.

**Exhibit Class Guidelines (Floral and Educational Options):**

**Level A (grades 3-4 suggested):**

Floral Option - Create a simple bud vase (1-3 stems of main flower plus appropriate filler and/or greenery) or simple round arrangement (small, compact round cluster of flowers plus appropriate filler and/or greenery).

Educational Display Option – Create a poster, notebook or display about one of the following:

1. Chronicle your work in your flower garden (planning, planting, care, harvest, arrangement made with your flowers)
2. Describe how you planned or designed your garden, including how you chose the kinds of flowers.
3. Explain how you harvested your flowers, cared for them, and used them in an arrangement.
4. Explore and explain: pollination - what it is, why important, different ways it occurs or transplanting - what, how, things to watch out for; or role of insects with flowers (good, bad or both).
5. Explore and explain seed germination.
6. Explore and explain how to care for a 'sick' plant.
7. Report on interview with a floriculture professional (what do they do, types of jobs, type of training, hours worked, etc.)
8. Describe an experiment you did and the results.
9. Describe a community service project you did related to your flowers project.
10. Another similar activity.

**Level B (grades 5-6 suggested):**

Floral Option – Create a mixed planter that includes 3 or more kinds of plants, make an item from dried plants, or display a house plant (flowering or non-flowering) you've grown.

Educational Display Option – Create a poster, notebook or display about one of the following:

1. Report how you harvested your flowers and/or herbs, cared for them, dried them, and used them.
2. Explore and explain: insects and your flowers and/or herbs.
3. Explore and explain: starting seeds indoors -- the process and pros and cons.
4. Explore and explain: perennials -- what are they, how are they used, benefits or drawbacks.
5. Investigate and describe a butterfly garden -- what types of plants, benefits to insects and butterflies, etc.
6. Describe how you planned or designed your garden, including how you chose the kinds of plants, any problems, successes.
7. Describe your houseplant - how you cared for, transplanted to larger pot, any problems, or successes.
8. Explore and explain: plant biology -- form and function, growth, photosynthesis, etc.
9. Explore and explain: how to grow plants indoors -- things to consider, common problems and solutions.
10. Explore and explain: environmental effects related to plants (such as light, water, soil, or temperature).
11. Describe an experiment you did and the results.
12. Explore and explain topics from "Imagine That" -- plants around the world, information about different cultural uses of plants, different ways you used your plants/herbs/flowers.
13. Another similar activity.

**Level C (grades 7-9 suggested):**

Floral Option – Create a terrarium, combination or European planter (3 or more kinds of plants), corsage, boutonniere, or specialty arrangement in a container (using dried flowers, roses, or lilies as the primary content).

Educational Display Option – Create a poster, notebook or display about one of the following:

1. Explore and explain: vegetative propagation -- how to, different types, problems and solutions, different uses of.

2. Explore and explain: plant nutrients -- what are they, why does the plant need them, what happens if the plant has too much or too little, planters or containers vs. garden.
3. Investigate the design of multiple plant containers -- how to, things to consider, selecting plant materials, uses of.
4. Describe how you created your corsage or boutonnieres; or dried arrangement. Be sure to include appropriate information on design principles and how they are used to create your arrangement.
5. Explore and explain: floral tools and materials (how to use, what they are, care of tools, different uses of a tool or material).
6. Explore and explain: preserving cut flowers -- how, problems, uses of and/or diseases related to cut flowers.
7. Illustrate, explore and explain how you dry flowers or other plant materials and/or describe different methods and/or how, why use them.
8. Explore and explain: medicinal uses and toxicity of fresh and dried flowers and plants.
9. Describe an experiment you did and the results.
10. Describe a career exploration activity you did, such as job shadow, interview with a professional.
11. Describe a community service activity you did related to your flowers project -- what you did, why, results, etc.
12. Another similar activity.

**Level D (grades 10-12 suggested):**

Floral Option – Create a seasonal arrangement, modern or contemporary arrangement, bridal bouquet, special occasion centerpiece, or plant you have propagated and grown yourself.

Educational Display Option – Create a poster, notebook or display about one of the following:

1. Describe how you created your arrangement, include information on the design principles utilized.
2. Explore and explain how you utilize different flowers to make a similar style arrangement for different seasons (tulips in spring, mums in fall, etc.) or how to utilize similar flowers to make different styles of arrangements.
3. Explore and explain: the cost of arrangement and/or a cost comparison with flowers (different types flowers, different time year, etc.).
4. Explore and explain: forcing flowers (bulbs, branches, etc.).
5. Explore and explain: marketing in the floral industry (large or small business) and/ or a market survey and results, and how they can benefit the floral industry.
6. Explore and explain: how to start a business related to the floral industry and may include a business plan.
7. Explore and explain the origins of flowers and/or the floriculture industry around the world.
8. Explore and explain: tissue culture, biotechnology, or traditional breeding of new flower types -- what are they, how are they used, pros and cons.
9. Explore and explain: be a plant detective -- what kinds of problems might you have in growing and caring for flowers, and how to solve.
10. Describe an experiment you did and the results.
11. Describe a community service activity you did related to your flowers project: how, why, results.
12. Another similar activity.

**Judging Criteria:**

- Level A: focal point, sizes and types of plant material, colors of plant material, condition of plant material, construction and workmanship, and meets exhibit requirements
- Level B: focal point, sizes and types of plant material, colors of plant material, condition of plant material, construction and workmanship, and meets exhibit requirements
- Level C:
  - Flower Arrangements & Corsage/Boutonniere: outline of design is clearly defined, lines lead eye

smoothly through the arrangement, focal point is present and properly placed, sizes and types of plant material, arrangement has visual balance and stability, colors harmonize with each other, condition of plant material, construction and workmanship, container, and meets exhibit requirements

- Terrariums & Planters: container is clean and suitable for plant, terrarium or planter is constructed correctly, plants are arranged attractively, plants are suitable for growing in a terrarium or planter with each other, colors and accessories are attractive and in scale with plants, terrariums must have a present lid and the opening is covered with condensation only allowed on the inside surface, and must meet exhibit requirements
- Level D Flower: outline of design is clearly defined, lines lead eye smoothly through the arrangement, focal point, sizes and types of plant materials, balance and stability, colors of plant material, condition of plant material, construction and workmanship, container, advanced design principles addressed, and correctly utilized.
- Level D Plant: plants are attractive, healthy, appropriate, size and color of container, 4-H 967c Plant Record Sheet provided and completed, and meets exhibit requirements
- Poster Notebook: meets exhibit guidelines, information-accuracy & completeness, workmanship, eye appeal

**Awards given in this project, if exhibits are deemed worthy by the judge:**

- Grade ribbons (Honor/Yellow, Blue, Red, White) for all exhibits
- 1 Champion ribbon (purple) and 1 Reserve Champion ribbon (pink) for EACH level
- 1 overall Grand Champion award and 1 overall Reserve Grand Champion ribbon for the entire project
- 2 State Fair Selection ribbons for floral exhibits for EACH level; 1 State Fair Selection ribbon for an educational exhibit for EACH level

**2023 FLORICULTURE AWARDS**

Grand Champion.....Jim Kain Family

**FOODS, ALTERNATIVE COOKING**

(Guidelines updated 10/2023)

Volunteer Superintendent: Jackie Weisenfelder 316-1104

Check-in: Thursday, June 20, 8-9 AM

Judging: Thursday, June 20, time TBD

Check-out: Thursday, June 27, 8-9 AM

**Description:** The 4-H Alternative Cooking project is designed to inform youth about the safety of preparing different foods in different household appliances and to encourage them to have fun in the kitchen as they prepare different foods.

**State Fair Entries:** No entries. This is a county-only project.

**Exhibit Guidelines:**

Submit a 4-H Foods Record Sheet to the Extension Office on/before the [last business day of May](#).

Youth may consider, but are not limited to, one or more of the suggested alternative cooking methods/appliances:

- Slow Cooker
- Air Fryer

- Instapot
- Microwave Oven
- Gas or Charcoal Grill
- Campfire

Exhibitors will be asked to take their serving dish or kitchen appliance (if applicable) home following judging. Only the recipe card and a photo of the exhibit will be presented to the public, along with the corresponding ribbon.

The 5" x 8" recipe card must include the 4-H'ers name, exhibit class, and all ingredients used in the product.

**Purdue Extension Food Safety Policy (effective 10/2020):**

Fillings, frostings, glazes, and meringues are not permitted to contain cream cheese, sour cream, heavy cream, or whipped cream if they are not fully cooked/baked. These items are allowed as ingredients in food products IF the final product is cooked/baked. Additionally, raw milk, raw milk products or uncooked eggs/egg whites are not permitted. Eggs/egg whites that have been cooked to 160° F (i.e. pasteurized or included as part of a batter and baked) are acceptable. No home canned fruits, vegetables, or meats are permitted as ingredients in food products.

Fresh-cut, uncooked, fruits and/or vegetables are not permitted to be used in food products or used as garnishes for the product. Foods should be transported to the competition in a way that minimizes contamination and maintains the quality of the food (i.e. foods that are judged as frozen should remain frozen at all times).

Recipes must be provided that identifies all ingredients that were used in each part of the product. Any ingredient that could be a potential allergen must be clearly identified. Each food product must be labeled with the following information:

- Name
- Address
- Contact information (phone and/or email address)
- Date the food product was made

Contestants should carefully wash their hands and make sure that their hands do not have any open cuts before preparing foods. If cuts are present, the wound should be bandaged and a single use food service glove worn on the hand during all stages of food production. Contestants should not be preparing food exhibits for competition within 48 hours of recovering from any illness. People experiencing symptoms of vomiting, diarrhea, fever, and/or jaundice should not be allowed to prepare food.

Judges and individuals who will consume products from county and/or state competitions should be informed that they are at risk for foodborne illness since the established policy cannot guarantee that an entry has been properly prepared or handled before, during or following the competition. The food products for competitions are home produced and processed and the production area is not inspected by the Indiana State Department of Health. Tasting of a food product is solely at the discretion of the judge and consumers. Judges are NOT to taste any home preserved foods such as low-acid or acidified foods like green beans, tomatoes or tomato products, jams/jellies/fruit preserves or fermented products produced in the home.

Judges evaluating exhibits should recognize individual differences and creativity, therefore using information in this document as a guide rather than a requirement

**Exhibit Class Guidelines:**

**Beginner (suggested grades 3-5):** Create a dish using one of the suggested alternative cooking methods above. Present a sample of your finished product to be judged. Include a 5” x 8” recipe card with serving instructions.

**Intermediate (suggested grades 6-8):** Create a dish using one of the suggested alternative cooking methods above. Present a sample of your finished product to be judged. Include a 5” x 8” recipe card with serving instructions.

**Advanced (suggested 9-12):** Create a dish using one of the suggested alternative cooking methods above. Present a sample of your finished product to be judged. Include a 5” x 8” recipe card with serving instructions.

**Judging Criteria:** dish selection, preparation, and recipe card

**Awards given in this project, if exhibits are deemed worthy by the judge:**

- Grade ribbons (Honor/Yellow, Blue, Red, White) for all exhibits
- 1 Champion ribbon (purple) and 1 Reserve Champion ribbon (pink) for EACH exhibit class
- 1 overall Grand Champion award and 1 overall Reserve Grand Champion ribbon for the entire project
- No State Fair Selection ribbons

2023 FOODS, ALTERNATIVE COOKING AWARDS

Grand Champion.....Ronnie Holiday Family

**FOODS, BAKED**

(Guidelines updated 10/2023)

Volunteer Superintendents: Mike & Beth Weisenfelder 316-0897 or 316-1202

Check-in: Thursday, June 20, 8-9 AM

Judging: Thursday, June 20, time TBD

Check-out: Thursday, June 27, 8-9 AM

**Description:** The foods project teaches basic baking, preservation and nutrition education skills.

**State Fair Entries:** 2 Level A entries per county; 2 Level B entries per county; 3 Level C entries per county; 3 Level D entries per county

**Exhibit Guidelines:**

Submit a 4-H Foods Record Sheet to the Extension Office on/before the [last business day of May](#).

All posters, notebooks, and display boards must include a reference list indicating where information was obtained, giving credit to the original author, to complete the 4-H member’s exhibit. This reference list should/might include web site links, people and professionals interviewed, books, magazines, etc. It is recommended this reference list be attached to the back of a poster or display board, be the last page of a notebook, or included as part of the display visible to the public. A judge is not to discredit an exhibit for the way references are listed.

Posters are to be 22”x28” and displayed horizontally and placed in a clear plastic sleeve or covered with clear plastic to protect contents. Display boards should be designed to sit on a table using no more than 36” of tabletop space. Space should be left in the lower right-hand corner to place an exhibit tag provided by Purdue Extension staff.

**Purdue Extension Food Safety Policy (revised 10/2022):**

**For Food Competitions:** Fillings, frostings, glazes, and meringues are not permitted to contain cream cheese, sour cream, heavy cream, or whipped cream if they are not fully cooked/baked. These items are allowed as ingredients in food products IF the final product is cooked/baked. Additionally, raw milk, raw milk products or uncooked eggs/egg whites are not permitted. Eggs/egg whites that have been cooked to 160oF (i.e. pasteurized or included as part of a batter and baked) are acceptable. No home-canned fruits, vegetables, or meats are permitted as ingredients in food products.

Foods should be transported to the competition in a way that minimizes contamination and maintains the quality of the food (i.e. foods that are judged as frozen should remain frozen at all times).

Recipes must be provided that identifies all ingredients that were used in each part of the product. Any ingredient that could be a potential allergen must be clearly identified. Potential food allergens include, but are not limited to, milk, eggs, peanuts, tree nuts, fish, crustacean shellfish, wheat, soy and sesame. Each food product must be labeled with the following information:

- Name
- Address (4-H member information can be taken from enrollment if needed)
- Contact information (phone and/or email address; 4-H member information can be taken from enrollment if needed)
- Date the food product was made

Contestants should carefully wash their hands and make sure that their hands do not have any open cuts before preparing foods. If cuts are present, the wound should be bandaged and a single use food service glove worn on the hand during all stages of food production. Contestants should not be preparing food exhibits for competition within 48 hours of recovering from any illness. People experiencing symptoms of vomiting, diarrhea, fever, and/or jaundice should not be allowed to prepare food.

Judges and individuals who will consume products from county and/or state competitions should be informed that they are at risk for foodborne illness since the established policy cannot guarantee that an entry has been properly prepared or handled before, during or following the competition. The food products for competitions are home produced and processed and the production area is not inspected by the Indiana Department of Health. Tasting of a food product is solely at the discretion of the judge and consumers. Judges are **NOT** to taste any home preserved foods such as low-acid or acidified foods like green beans, tomatoes or tomato products, jams/jellies/fruit preserves or fermented products produced in the home.

Baked food products may be from a boxed mix following the instructions, a boxed mix with added ingredients, or ingredients combined from scratch. Youth are to place their name, county and club on the bottom side of their plate, pan or other container and the official entry tag provided will be placed with the exhibit.

A completed recipe card is to be submitted with each exhibit. Recipe cards are for judging purposes only and will not be returned to the exhibitor. Laminating, wrapping the recipe card in plastic, or placing it in a clear plastic bag is optional. Since it is illegal in the State of Indiana for youth under the age of 21 to purchase or consume alcoholic beverages, 4-H members are to use recipes that do not include an alcoholic beverage as an ingredient. A suitable non-alcoholic or imitation product may be substituted.

Baked food products should be covered during transport and displayed on a paper or foam plate, or another type of disposable container. Pies, casseroles and other similar items are to be baked in a disposable pan. Cakes and sticky items may be displayed on a cardboard strong enough to support the item and covered in foil, plastic, wax paper, or similar substance.

Judges evaluating exhibits should recognize individual differences and creativity, therefore using information in this document as a guide rather than a requirement.

Perishable baked exhibits entered for state fair competition will not be displayed and instead will be donated to a central Indiana homeless shelter.

**Exhibit Class Guidelines:**

**Level A (grades 3-4 suggested):** Choose one or more of the baked products below, or a similar baked product of choice. It is suggested a participant choose a different option each year, but this is not a requirement. Exhibits entered at state fair will be donated to local homeless shelters after being judged and not displayed.

- Three un-iced snack sized cookies.
- Three standard sized unlined muffins.
- Three standard sized unlined muffins containing an ingredient that is a source of Vitamin A or C.
- Three snack sized granola bars.
- Three snack sized brownies or blondies.
- An educational poster, notebook or display about a food or nutrition topic of choice that is age/grade appropriate.
- Any other similar baked item.

**Level B (grades 5-6 suggested):** Choose one or more of the baked products below, or a similar baked product of choice. It is suggested a participant choose a different option each year, but this is not a requirement. Exhibits entered at state fair will be donated to local homeless shelters after being judged and not displayed.

- A single layer cake without frosting.
- A single layer reduced-fat cake without frosting. Reduce the amount of fat in the recipe by using a fruit puree or baby food fruit product that does not contain yogurt.
- A standard loaf-sized quick bread.
- A standard loaf-sized quick bread containing an ingredient that is a source of Vitamin A or C.
- A coffee-cake.
- A coffee-cake containing an ingredient that is a source of Vitamin A or C.
- Three biscuits or scones that are plain, sweet or savory.
- Three biscuits or scones that are plain, sweet or savory using a whole grain flour mixture.
- Three biscuits or scones that are plain, sweet or savory containing an ingredient that is a source of Vitamin A or C.
- Three no-yeast, any shape pretzels (shaped, stick or nugget).
- Three no-yeast, any shape pretzel with a whole grain flour mixture (shaped, stick or nugget).
- Three no-yeast breadsticks.
- Three no-yeast cinnamon rolls or other flavored roll without icing or glaze.
- A no-yeast sweet bread without icing or glaze.
- An educational poster, notebook or display about a food or nutrition topic of choice that is age/grade appropriate.
- Any other similar baked item.

**Level C (grades 7-9 suggested):** Choose one or more of the baked products below, or a similar baked product of choice. It is suggested a participant choose a different option each year, but this is not a requirement. Exhibits entered at state fair will be donated to local homeless shelters after being judged and not displayed.

- Three yeast bread sticks or yeast rolls (any shape, medium size – not a sweet roll)
- Three (3) yeast bread sticks or yeast rolls (any shape, medium size - not a sweet roll), using a whole grain flour mixture. Participants are expected to learn how to knead bread dough by hand and allow it to

rise appropriately. It is NOT acceptable to use a home bread maker.

- A yeast bread loaf or braid. Participants are expected to learn how to knead bread dough by hand and allow it to rise appropriately. It is NOT acceptable to use a home bread maker.
- A yeast bread (can be loaf, braid) using a whole grain flour mixture such as whole wheat, rye, oat bran, etc. Participants are expected to learn how to knead bread dough by hand and allow it to rise appropriately. It is NOT acceptable to use a home bread maker.
- Homemade pizza using a yeast dough. Judges are not expecting this item to be presented hot out of the oven.
- One package of an, invented healthy snack (such as a granola bar, popcorn snack, trail mix, etc.). Your snack must include at least 2 food groups from MyPlate. Exhibit must include your snack product and a separate folder containing a marketing plan with product name, recipe, how it will be packaged, a package design, where it will be sold and suggested selling price. Style your snack for a photo shoot and include the picture in your marketing plan. Label should include product name, date, quantity, and serving size.
- Prepare an entrée casserole that meets three MyPlate requirements for a meal. Use care when transporting to prevent spoilage. Judges are not expecting this casserole to be presented hot out of the oven.
- An educational poster, notebook or display about a food or nutrition topic of choice that is age/grade appropriate.
- Any similar baked item.

**Level D (grades 10-12 suggested):** Choose one or more of the baked products below, or a similar baked product of choice. It is suggested a participant choose a different option each year, but this is not a requirement. Exhibits entered at state fair will be donated to local homeless shelters after being judged and not displayed.

- A single or double crust baked fruit pie (no graham cracker crust). (Note: Custards, cream, cream cheese frosting and fillings, and raw egg white frosting are not acceptable in an exhibit because they are highly perishable when left at room temperatures.)
- A baked food product for a catered meal or special event in which organizers have requested low fat and/or reduced sugar items. Exhibit will include your food product and a notebook outlining how this product is to be used at the event, menu, supplies to buy, preparation schedule, equipment, table layout, etc. A table display is optional.
- Select a condition in which people have to specifically modify their eating habits (diabetes, heart disease, Celiac disease, food allergies, etc.) Prepare a baked food product appropriate for someone with this condition. Exhibit will include your food product and a notebook summarizing the condition or allergy, nutrition considerations involved with the condition, a description of your baked item, and an explanation of how it fits within the nutrition considerations. Make sure to note any ingredients that could cause an allergic reaction.
- Prepare an entrée casserole that meets four MyPlate requirements for a meal. Use care when transporting to prevent spoilage. Judges are not expecting this casserole to be presented hot out of the oven.
- An international or ethnic food of choice. This may be a cold or hot product. Use care when transporting to prevent spoilage. Judges are not expecting this product to be presented hot out of the oven.
- A specialty pastry.
- Create a baking mix and provide a sample of the baked product. Include an index card with instructions, wet ingredients needed, and baking instructions.
- An educational poster, notebook or display about a food or nutrition topic of choice that is age/grade appropriate.
- Any other similar baked item.

**Judging Criteria:** outside characteristics, inside characteristics, appearance and aroma, and recipe card



**Awards given in this project, if exhibits are deemed worthy by the judge:**

- Grade ribbons (Honor/Yellow, Blue, Red, White) for all exhibits
- 1 Champion ribbon (purple) and 1 Reserve Champion ribbon (pink) for EACH level
- 1 overall Grand Champion award and 1 overall Reserve Grand Champion ribbon for the entire project
- 2 State Fair Selection ribbons for Level A
- 2 State Fair Selection ribbons for Level B
- 3 State Fair Selection ribbons for Level C
- 3 State Fair Selection ribbons for Level D

2023 BAKED FOODS AWARDS

Grand Champion.....Barbara Favourite

**FOODS, PRESERVED**

(Guidelines updated 10/2023)

Volunteer Superintendents: Mike & Beth Weisenfelder 316-0897 or 316-1202

Check-in: Thursday, June 20, 8-9 AM

Judging: Thursday, June 20, time TBD

Check-out: Thursday, June 27, 8-9 AM

**Description:** The foods project teaches basic baking, preservation and nutrition education skills.

**State Fair Entries:** 2 Level A entries per county; 2 Level B entries per county; 3 Level C entries per county; 3 Level D entries per county

Exhibit Guidelines:

Submit a 4-H Foods Record Sheet to the Extension Office on/before the [last business day of May](#).

All posters, notebooks, and display boards must include a reference list indicating where information was obtained, giving credit to the original author, to complete the 4-H member's exhibit. This reference list should/might include web site links, people and professionals interviewed, books, magazines, etc. It is recommended this reference list be attached to the back of a poster or display board, be the last page of a notebook, or included as part of the display visible to the public. A judge is not to discredit an exhibit for the way references are listed.

Posters are to be 22"x28" and displayed horizontally and placed in a clear plastic sleeve or covered with clear plastic to protect contents. Display boards should be designed to sit on a table using no more than 36" of tabletop space. Space should be left in the lower right-hand corner to place an exhibit tag provided by Purdue Extension staff.

Refer to the Purdue Extension Food Preservation web site for resources and Purdue Extension educators trained to answer food preservation questions.

**Purdue Extension Food Safety Policy (revised 10/2022):**

**For Food Competitions:** Fillings, frostings, glazes, and meringues are not permitted to contain cream cheese, sour cream, heavy cream, or whipped cream if they are not fully cooked/baked. These items are allowed as ingredients in food products IF the final product is cooked/baked. Additionally, raw milk, raw milk products or uncooked eggs/egg whites are not permitted. Eggs/egg whites that have been cooked to 160oF (i.e. pasteurized

or included as part of a batter and baked) are acceptable. No home- canned fruits, vegetables, or meats are permitted as ingredients in food products.

Foods should be transported to the competition in a way that minimizes contamination and maintains the quality of the food (i.e. foods that are judged as frozen should remain frozen at all times).

Recipes must be provided that identifies all ingredients that were used in each part of the product. Any ingredient that could be a potential allergen must be clearly identified. Potential food allergens include, but are not limited to, milk, eggs, peanuts, tree nuts, fish, crustacean shellfish, wheat, soy and sesame. Each food product must be labeled with the following information:

- Name
- Address (4-H member information can be taken from enrollment if needed)
- Contact information (phone and/or email address; 4-H member information can be taken from enrollment if needed)
- Date the food product was made

Contestants should carefully wash their hands and make sure that their hands do not have any open cuts before preparing foods. If cuts are present, the wound should be bandaged and a single use food service glove worn on the hand during all stages of food production. Contestants should not be preparing food exhibits for competition within 48 hours of recovering from any illness. People experiencing symptoms of vomiting, diarrhea, fever, and/or jaundice should not be allowed to prepare food.

Judges and individuals who will consume products from county and/or state competitions should be informed that they are at risk for foodborne illness since the established policy cannot guarantee that an entry has been properly prepared or handled before, during or following the competition. The food products for competitions are home produced and processed and the production area is not inspected by the Indiana Department of Health. Tasting of a food product is solely at the discretion of the judge and consumers. Judges are **NOT** to taste any home preserved foods such as low-acid or acidified foods like green beans, tomatoes or tomato products, jams/jellies/fruit preserves or fermented products produced in the home.

A completed recipe card is to be submitted with each exhibit. Recipe cards are for judging purposes only and will not be returned to the exhibitor. Laminating, wrapping the recipe card in plastic, or placing it in a clear plastic bag is optional. Since it is illegal in the State of Indiana for youth under the age of 21 to purchase or consume alcoholic beverages, 4-H members are to use recipes that do not include an alcoholic beverage as an ingredient. A suitable non-alcoholic or imitation product may be substituted.

Preserved food products should be displayed in an appropriate container, preferably disposable. Containers will not be returned to the exhibitor.

Judges evaluating exhibits should recognize individual differences and creativity, therefore using information in this document as a guide rather than a requirement.

Frozen exhibits entered for state fair competition will not be displayed and instead will be donated to a central Indiana homeless shelter. Home-canned exhibits will be displayed but will be disposed at the state fair's conclusion.

**Exhibit Class Guidelines:**

**Level A (grades 3-4 suggested):** Choose one or more of the preserved products below, or a similar preserved product of choice. It is suggested a participant choose a different option each year, but this is not a requirement. Exhibits entered at state fair will be donated to local homeless shelters and not displayed.

- A package of 3 baked or unbaked, snack-sized (approximately 2"-3" individual size) frozen cookies. Display in freezer bag or freezer container. (NOTE: Freezer containers will not be returned.) Include index card with recipe and instructions for defrosting or baking. Label with name of product, quantity, and date frozen.
- One package of frozen berries. Display in freezer bag or freezer container. (NOTE: Freezer containers will not be returned.) Include index card with recipe and instructions for cooking or defrosting. Label with name of product, quantity, and date frozen.
- One package of dehydrated fruit or vegetable. Display in an appropriate bag or container. Include index card with recipe and instructions for cooking or defrosting. Label with name of product, quantity, and date dehydrated.
- An educational poster, notebook or display about a food or nutrition topic of choice that is age/grade appropriate.
- Any other similar preserved item.

**Level B (grades 5-6 suggested):** Choose one or more of the preserved products below, or a similar preserved product of choice. It is suggested a participant choose a different option each year, but this is not a requirement. A square, oblong or round layer cake. Exhibits entered at state fair will be donated to local homeless shelters and not displayed.

- One uncooked frozen mini-pizza using whole-grain pita bread, English muffin, bagel, or already prepared crust (no larger than 7" in diameter) with toppings of your choice. Include at least 4 MyPlate food groups on your pizza. Meat toppings such as hamburger, sausage, bacon, etc. must be cooked. Display on covered cardboard inside freezer bag. Include index card with recipe and instructions for cooking. Label with name of product, quantity, and date frozen.
- One package of any frozen vegetable or combination vegetables. Display in freezer bag or freezer container. (NOTE: Freezer containers will not be returned.) Include index card with instructions for defrosting and cooking. Label with name of product, quantity, and date frozen.
- One container of frozen fruit or vegetable juice. Include index card with instructions for defrosting and cooking. Label with name of product, quantity, and date frozen.
- One container of frozen soup. Include index card with recipe and instructions for defrosting and cooking. Label with name of product, quantity, and date frozen.
- A frozen ready-to-eat breakfast sandwich, burrito or similar item. Display on covered cardboard inside freezer bag. Include index card with recipe and instructions for cooking. Label with name of product, quantity, and date frozen.
- An educational poster, notebook or display about a food or nutrition topic of choice that is age/grade appropriate.
- Any other similar preserved item.

**Level C (grades 7-9 suggested):** Choose one or more of the preserved products below, or a similar preserved product of choice. It is suggested a participant choose a different option each year, but this is not a requirement. Exhibits entered at state fair will be donated to local homeless shelters and not displayed.

- One (1) container of freezer jam. Include index card with recipe and instructions for storing. Label with name of product, quantity, and date frozen.
- One jar of a canned tomato product using the Hot Pack Method for a boiling water bath canner, such as tomato juice, catsup, barbecue sauce, or salsa. Include index card with recipe and instructions for

cooking or using the product. Label with name of product, quantity, and date canned. Canned products must have the ring on the jar top to protect the seal. **Note: Only food preservation products made using USDA approved recipes and techniques are acceptable.**

- One jar of a canned pickled product or canned pickles. Include index card with recipe, processing, and storage instructions. (Products using a fancy pack are not accepted.) Label with name of product, quantity, and date canned. Canned products must have the ring on the jar top to protect the seal. **Note: Only food preservation products made using USDA approved recipes and techniques are acceptable.**
- Frozen yeast dough (bread loaf, roll balls, sticks, pizza, etc.). Include index card with recipe and instructions for defrosting and cooking. Label with name of product, quantity, and date frozen.
- An educational poster, notebook or display about a food or nutrition topic of choice that is age/grade appropriate.
- Any similar preserved item.

**Level D (grades 10-12 suggested):** Choose one or more of the preserved products below, or a similar preserved product of choice. It is suggested a participant choose a different option each year, but this is not a requirement. Exhibits entered at state fair will be donated to local homeless shelters and not displayed.

- One jar of pressure canned vegetables, meat or combination product, such as soup, stew, spaghetti sauce with meat, etc. Include index card with recipe and instructions for cooking or using the product. (Products using a fancy pack are not accepted.) Label with name of product, quantity, and date canned. Canned products must have the ring on the jar top to protect the seal. **Note: Only food preservation products made using USDA approved recipes and techniques are acceptable.**
- One package of a combination food frozen entree in freezer container. The combination food should contain 3 food groups from MyPlate. Exhibit should include an index card with recipe and instructions for reheating. Display in disposable containers. No containers will be returned. Label with name of product, quantity, and date frozen.
- A jar of cooked jam or a reduced-sugar fruit spread. Include recipe card. Label with name of product, quantity, and date made. **Note: Only food preservation products made using USDA approved recipes and techniques are acceptable.**
- One container of a thaw and eat frozen prepared appetizer. Include index card with recipe and instructions for defrosting. Label with name of product, quantity, and date frozen.
- One container of a thaw and eat frozen prepared dessert. Include index card with recipe and instructions for defrosting. Label with name of product, quantity, and date frozen.
- An educational poster, notebook or display about a food or nutrition topic of choice that is age/grade appropriate.
- Any other similar preserved item.

**Judging Criteria:** Frozen – selection of product, quality of product, package and label, recipe card  
Canned – packed, quality of product, eye appeal & consistency, quality of liquid, container & recipe card

**Awards given in this project, if exhibits are deemed worthy by the judge:**

- Grade ribbons (Honor/Yellow, Blue, Red, White) for all exhibits
- 1 Champion ribbon (purple) and 1 Reserve Champion ribbon (pink) for EACH level
- 1 overall Grand Champion award and 1 overall Reserve Grand Champion ribbon for the entire project
- 2 State Fair Selection ribbons for Level A
- 2 State Fair Selection ribbons for Level B
- 3 State Fair Selection ribbons for Level C
- 3 State Fair Selection ribbons for Level D

## 2023 PRESERVED FOODS AWARDS

Grand Champion.....Katrina & Aiden Buchanan

### FORESTRY

(Guidelines updated 10/2023)

Volunteer Superintendent: Brandi Foster 316-8182

Check-in: Wednesday, June 19, 4:30-7 PM

Judging: Thursday, June 20, time TBD

Check-out: Thursday, June 27, 8-9 AM

**Description:** This project teaches youth natural resources and forestry related skills.

**State Fair Entries:** 3 per county; one per exhibit class

#### Exhibit Guidelines:

Submit a 4-H Forestry Record Sheet to the Extension Office on/before the [last business day of May](#).

All posters, notebooks, and display boards must include a reference list indicating where information was obtained, giving credit to the original author, to complete the 4-H member's exhibit. This reference list should/might include web site links, people and professionals interviewed, books, magazines, etc. It is recommended this reference list be attached to the back of a poster or display board, be the last page of a notebook, or included as part of the display visible to the public. A judge is not to discredit an exhibit for the way references are listed.

Posters are to be 22"x28" and displayed horizontally and placed in a clear plastic sleeve or covered with clear plastic to protect contents. Display boards should be designed to sit on a table using no more than 36" of tabletop space. Space should be left in the lower right-hand corner to place an exhibit tag provided by Purdue Extension staff.

Judges evaluating exhibits should recognize individual differences and creativity, therefore using information in this document as a guide rather than a requirement.

#### Exhibit Class Guidelines:

**Beginner (grades 3-5 suggested):** Create an educational poster, notebook or display about any manual activity or on any forestry topic of choice that is age/grade appropriate.

**Intermediate (grades 6-8 suggested):** Create an educational poster, notebook or display about any manual activity or on any forestry topic of choice that is age/grade appropriate.

#### Advanced (grades 9-12 suggested):

Create an educational poster, notebook or display about any manual activity or on any forestry topic of choice that is age/grade appropriate, prepare a herbarium collection that contains at least 25 native Indiana forest leaves, or prepare a herbarium collection that contains at least 25 native Indiana forest shrubs. Youth can also design and complete an independent study activity.

Herbarium Collections - Collect 25 terminal twigs and at least two leaves, if space allows (only one compound leaf is required), from native forest trees. Mount the specimens on 11 ½" x 16 ½" paper. One leaf on the twig must be mounted to show the back side of the leaf. Label each sheet with the following: common name, scientific name, where collected, county where collected, date collected, name of collector, and specimen number. Cover each specimen. There are no specific references given for these exhibits. Youth are encouraged

to use Extension publications, the Internet, books, and forest specialists when collecting and identifying specimens. The herbarium collection must be accessible to the judges. Do not cover it under the plastic that covers your poster. Youth may want to attach a folder or other holder over your poster to hold the mounted, covered specimens.

**Judging Criteria:** meeting exhibit requirements, information- accuracy, information- completeness, quality of workmanship, and eye appeal

**Awards given in this project, if exhibits are deemed worthy by the judge:**

- Grade ribbons (Honor/Yellow, Blue, Red, White) for all exhibits
- 1 Champion ribbon (purple) and 1 Reserve Champion ribbon (pink) for EACH exhibit class
- 1 overall Grand Champion award and 1 overall Reserve Grand Champion ribbon for the entire project
- 1 State Fair Selection ribbon for EACH exhibit class

2023 FORESTRY AWARDS

Grand Champion..... Michael & Brandi Foster & Family

**GARDEN**

(Guidelines updated 10/2023)

Volunteer Superintendent: Jackie Weisenfelder 316-1104

Check-in: Thursday, June 20, 8-9 AM

Judging: Thursday, June 20, time TBD

Check-out: Thursday, June 27, 8-9 AM

**Description:** Youth will learn about plant growth, soil nutrition, and management of insects and diseases related to fresh vegetable and herb production.

State Fair Entries:

- 1 collection per member, unlimited number of county entries
- 5 single vegetable entries per member, unlimited number of county entries
- 3 herb entries per member, unlimited number of county entries
- 1 potato tray entry per member, unlimited number of county entries
- 1 tomato plate entry per member, unlimited number of county entries
- 1 educational exhibit entry per county

**Exhibit Guidelines:**

Submit a 4-H Garden Record Sheet to the Extension Office on/before the [last business day of May](#).

All posters, notebooks, and display boards must include a reference list indicating where information was obtained, giving credit to the original author, to complete the 4-H member's exhibit. This reference list should/might include web site links, people and professionals interviewed, books, magazines, etc. It is recommended this reference list be attached to the back of a poster or display board, be the last page of a notebook, or included as part of the display visible to the public. A judge is not to discredit an exhibit for the way references are listed.

Posters are to be 22"x28" and displayed horizontally and placed in a clear plastic sleeve or covered with clear plastic to protect contents. Display boards should be designed to sit on a table using no more than 36" of tabletop space. Space should be left in the lower right-hand corner to place an exhibit tag provided by Purdue

Extension staff.

Refer to Suggested 4-H Garden Exhibits, 4-H 970-w, to learn about size, weight, and other suggested specifications.

Judges evaluating exhibits should recognize individual differences and creativity, therefore using information in this document as a guide rather than a requirement.

Vegetable exhibits entered for state fair competition will not be displayed and instead will be donated to a central Indiana food bank.

**Exhibit Class Guidelines:**

**Level A (grades 3-4 suggested):** Choose one or more options outlined below. All vegetable and herb exhibits must include common name and variety. Vegetable exhibits entered at state fair will be donated to local food banks and homeless shelters after being judged and not displayed.

**Level B (grades 5-6 suggested):** Choose one or more options outlined below. All vegetable and herb exhibits must include common name and variety. Vegetable exhibits entered at state fair will be donated to local food banks and homeless shelters after being judged and not displayed.

**Level C (grades 7-9 suggested):** Choose one or more options outlined below. All vegetable and herb exhibits must include common name and variety. Vegetable exhibits entered at state fair will be donated to local food banks and homeless shelters after being judged and not displayed.

**Level D (grades 10-12 suggested):** Choose one or more options outlined below. All vegetable and herb exhibits must include common name and variety. Vegetable exhibits entered at state fair will be donated to local food banks and homeless shelters after being judged and not displayed.

**Garden Collection Option**

Create a 3-plate, 4-plate, or 5-plate collection display of vegetables you have grown and cared for from the single vegetable list. Display each vegetable on a disposable plate. Inclusion of flowers is optional.

**Single Vegetable Option**

Display from the list below vegetables you have grown and cared for on a disposable plate.

Vegetable	Plated Display Description
Asparagus	Asparagus, 5 spears
Beans	Cowpea, black-eyed pea, southern pea, etc., 10 pods or ½ cup shelled
Beans	Snap, Green or Wax, 10 pods
Beans	Lima-large or small - 10 pods or ½ cup shelled
Beans	Navy, kidney, shell out, etc.-1/2 cup shelled
Beets	Round, flat, and long types, 3
Broccoli	Broccoli, 1 head
Broccoli raab	Broccoli raab, 3 heads
Brussels sprouts	Brussels sprouts, 5 heads
Cabbage	Chinese type (bok choy or pak choi), 1 head
Cabbage	Chinese type (napa cabbage), 1 head
Cabbage	Round, Flat or Pointed type, 1 head
Carrots	Carrots, 3
Cauliflower	Cauliflower, 1 head

Celery	Celery, 1 bunch
Chard	Chard, 10 bundled leaves
Collards	Collards, 10 bundled leaves
Corn	Sweet-yellow, white or bicolor, 3 ears
Cucumbers	Dill, Pickling, 3
Cucumbers	English or hothouse, 1
Cucumbers	Slicing with seeds, 3
Eggplant	Eggplant, 1
Kale	Kale, 10 bundled leaves
Kohlrabi	Kohlrabi, 3
Muskmelon	Muskmelon (cantaloupe), 1
Okra	Okra, 3 pods
Onions	Green, 5 onions in a bunch
Onions	Red, Yellow or White, 3
Parsnip	Parsnips, tops off, 3
Peas	Peas, edible pod such as snow peas ,10 pods
Peas	Peas, unshelled, 10 pods
Peppers	Bell type, 3
Peppers	Chili type, 3
Peppers	Serrano type, 3
Peppers	Banana/Long/Wax/Hungarian type, 3
Peppers	Pimiento type (red), 3
Peppers	Cayenne type, 3
Peppers	Jalapeno type, 3
Peppers	Cherry type, 3
Peppers	New Mexican, long green, Anaheim type, 3
Peppers	Ancho type, 3
Peppers	Tabasco type, 3
Peppers	Habanero type, 3
Potato	Potatoes, any color, 3
Pumpkin	Pumpkin, (other), 1
Pumpkin	Table, Canning, or Ornamental, 1
Radishes	Radishes, 5
Rhubarb	Rhubarb, 3 stalks bundled
Rutabaga	Rutabaga, 3
Spinach	Spinach, 10 bundled leaves
Squash	Banana, or other large winter squash type, 1
Squash	Buttercups, Turbans, 1
Squash	Butternut, 1
Squash	Cushaw, 1
Squash	Hubbards – blue, green or golden, 1
Squash	Scallops/Patty Pans, 1
Squash	Straight or crookneck – i.e. summer squash, 1
Squash	Acorn, 1
Squash	Zucchini or cocozelle, 1
Sweet Potato	Sweet potatoes, 3
Tomatillos	Tomatillos, 3
Turnips	Turnips, 3



Watermelon	Watermelon, 1
Any Other Vegetable	Any vegetable not listed above, include 1-3 specimens

**Herb Option**

Display from the list below a single herb plant you have grown and cared for in an appropriate size pot that has a saucer bottom.

Herb Name and Description
Basil ( <i>Ocimum basilicum</i> ) "all edible types"
Catnip ( <i>Nepeta cataria</i> ) "all edible types"
Chamomile ( <i>Chamaemelum nobile</i> ) "all edible types"
Chives ( <i>Allium schoenoprasum</i> ) "all edible types"
Coriander or Cilantro ( <i>Coriandrum sativum</i> ) "all edible types"
Dill ( <i>Anethum graveolens</i> )
French tarragon ( <i>Artemisia dracunculus</i> )
Lavender ( <i>Lavendula</i> sp.) "all edible types"
Mint ( <i>Mentha</i> sp.) "all edible types"
Oregano ( <i>Origanum vulgare</i> )
Parsley ( <i>Petroselinum crispum</i> ) "all edible types"
Rosemary ( <i>Rosemarinus officinalis</i> )
Sage ( <i>Salvia officinalis</i> )
Sweet Marjoram ( <i>Origanum majorana</i> )
Thyme ( <i>Thymus vulgaris</i> ) "all edible types"
Any Other Herb

**Potato Tray Option**

Display from the list below approximately 30 potatoes you have grown and cared for in a 12 ½" x18" tray. A tray will be provided when checking-in potato exhibits at state fair.

Potato Description
Red (Norland, Triumph), etc.
Russett (Haig, Norgold, Superior), etc.
White, long type (Kennebec), etc.
White, oval type (Irish Cobbler), etc.
White, round type (Katahdin), etc.
Other (yellow, blue, etc.)

**Tomato Plate Option**

Display from the list below tomatoes you have grown and cared for on a disposable plate.

Tomato Description
Pink or purple, 3
Red (for canning), 3
Red (for market), 3
Roma or paste type, 3
Intermediate type, 10
Small Cherry or Pear, 10
Yellow or orange, 3

**Berry Option**

Display from the list below berry plans you have grown and cared for in a small pot, 1 plant per pot.

Berry Description
Raspberry
Strawberry

**Educational Exhibit Option**

Create an educational poster, notebook or display about any manual activity or on any gardening topic of choice that is age/grade appropriate. Youth can also design and complete an independent study activity.

**Judging Criteria:**

- All Single Plate and Collection Vegetables: excellent specimens, uniformity, number of specimens, age of specimen, stems or roots, and insect injury
- Single Herb Display: correctly identified with common and scientific name, excellent plant, uniformity, number of plants, size and presentation of plant, any injuries, grown under 4-H’ers care for 3 months, and pot is suitable with drainage
- Berries: specimen uniformity, age, size, injury, vigor, and labeling
- Educational exhibit: meeting exhibit guidelines, information-accuracy & completeness, workmanship, eye appeal

**Awards given in this project, if exhibits are deemed worthy by the judge:**

- Grade ribbons (Honor/Yellow, Blue, Red, White) for all exhibits
- 1 Champion ribbon (purple) and 1 Reserve Champion ribbon (pink) for EACH level of Garden Education; 1 Champion ribbon (purple) and 1 Reserve Champion ribbon (pink) for a 3 Plate Collection; 1 Champion ribbon (purple) and 1 Reserve Champion ribbon (pink) for a 4 Plate Collection; 1 Champion ribbon (purple) and 1 Reserve Champion ribbon (pink) for a 5 Plate Collection; 1 Champion ribbon (purple) and 1 Reserve Champion ribbon (pink) for EACH Herb type (ie. Champion and Reserve Champion Rosemary, Champion and Reserve Champion Basil, etc.); 1 Champion ribbon (purple) and 1 Reserve Champion ribbon (pink) for EACH Single Vegetable Type (ie. Champion and Reserve Champion Jalapeno Pepper, Champion and Reserve Champion Green Beans, etc.); 1 Champion ribbon (purple) and 1 Reserve Champion ribbon (pink) for EACH Berry type (ie. Champion and Reserve Champion Raspberry, Champion and Reserve Champion Strawberry)
- 1 overall Grand Champion award and 1 overall Reserve Grand Champion ribbon for Garden Education; 1 overall Grand Champion award and 1 overall Reserve Grand Champion ribbon for Garden Collections; 1 overall Grand Champion award and 1 overall Reserve Grand Champion ribbon for Herbs; 1 overall Grand Champion award and 1 overall Reserve Grand Champion ribbon for Single Vegetables; 1 overall Grand Champion award and 1 overall Reserve Grand Champion ribbon for Berries
- 1 State Fair Selection ribbon for an educational exhibit.
- No State Fair Selection ribbons for vegetables, herbs, potatoes, and tomatoes; All participants have the option of exhibiting at the Indiana State Fair.
- Berries are not eligible for the Indiana State Fair.

2023 GARDEN AWARDS

Grand Champion Education..... Steuben County Dept. of Child Services  
 Grand Champion Collection ..... Steuben County Master Gardeners  
 Grand Champion Herb..... Sage Gathering Herb Society  
 Grand Champion Single Vegetable. .... M&J Small Engine Repair  
 Grand Champion Berries. .... Otsego Go-Getters 4-H Club

## GENEALOGY

(Guidelines updated 10/2023)

Volunteer Superintendent: *No volunteer at the time of printing...call the office to volunteer!*

Check-in: Wednesday, June 19, 4:30-7 PM

Judging: Thursday, June 20, time TBD

Check-out: Thursday, June 27, 8-9 AM

**Description:** This project helps young people know where their ancestors resided, traveled, and developed some family tradition.

**State Fair Entries:** 5 entries per county; one per division.

### Exhibit Guidelines:

Submit a 4-H Genealogy Record Sheet to the Extension Office on/before the [last business day of May](#).

Forms for this project are found on the Indiana 4-H Web site [www.extension.purdue.edu/4-H](http://www.extension.purdue.edu/4-H) click on "projects" and then on Genealogy to reach downloadable forms. This project is organized into divisions and not grades for a youth cannot start in Division 3 without first completing Division 1 and Division 2. This is a project that builds on the previous division information in order to be successful in building your family tree. If you are using a genealogical commercial software program, you may need to type in or hand write in information required by the Indiana 4-H genealogy project. See 4-H forms on the 4-H website linked above.

The exhibit will consist of no more than four (4) notebooks for Division 1-4 and first-year Advanced Division. (If a notebook requires additional space, label it as notebook x, continued.) Those notebooks are:

- Book #1 – Appropriate size notebook or binder, contains introduction sheet, pedigree charts and family group sheets
- Book #2 – Appropriate size notebook or binder, contains additional information worksheets and diary of work
- Book #3 – Appropriate size notebook or binder, contains supporting documents, pictures, etc.
- Book #4 – Appropriate size notebook or binder, contains Advanced Division options only (Begin using this notebook in first year of the advanced division or the fifth year of project enrollment.)
- Another notebook should be maintained and kept in a secure place at home to keep original personal and legal documents as well as previously exhibited work.

*Note – Youth may consolidate information in order to have fewer notebooks. In this case indicate on the cover the notebook numbers included and use dividers to separate information by notebook number as well as contents as indicated below.*

Notebooks should be tabbed and in the following order:

Book #1 - Introductory Page; Pedigree Charts; Family Group Sheets

Book #2 - Additional Information Worksheets; Diary of Your Work

Book #3 - Any Other Documents (label with ancestor numbers on tab)

Book #4 – Advanced Division Options (label each tab separately with the specific option); Diary of Your Work (this will be a second diary describing work done for each advanced division option)

Pedigree Charts, Family Group Sheets, Additional Information Worksheets, and Diary Sheets are to be placed in the notebook back-to-back in sheet protectors to save space, reduce the information being damaged, and reduce the number of sheet protectors required.

So the notebook exhibit can be displayed to the public and to minimize the potential of identity theft, original legal documents are **NOT** to be included in the exhibit notebook. Instead, a photocopy of any legal document is to be included in the notebook and all identifiable information (like social security numbers) except for names is to be completely marked out. Original legal documents are to be kept in a secure location by the 4-H member and his/her family.

All posters, notebooks, and display boards must include a reference list indicating where information was obtained, giving credit to the original author, to complete the 4-H member's exhibit. This reference list should/might include web site links, people and professionals interviewed, books, magazines, etc. Reference notations are to be made in the "source" column of the Family Group Sheet and on each document.

If information on a family member is unknown, an additional information worksheet for each required ancestor is still required. Write "unknown" or "NIA" (no information available) in PENCIL for each sheet of unknown ancestors or list several ancestors on a page and insert page in proper numerical order.

After exhibiting the 1st year of the ADVANCED Division, only the Advanced Division notebook (Book #4) with ALL OPTIONS (no pedigree charts, no family group sheets, no additional information sheets, no documents from Divisions 1-5) needs to be exhibited each year the genealogy project continues.

#### Suggested Genealogy Supply List:

- Four 3" -ring (D-ring type suggested) notebooks (Book #1, #3, #4 will be exhibited and the fourth 3" D-ring notebook to maintain documents at home and NOT exhibited.)
- One 2" -ring (D-ring type suggested) notebook (Book #2)
- Computer or legible printing/handwriting (be consistent with method used)
- #2 lead pencil with soft eraser Black ink pen
- Yellow highlighter
- Notebook tabs AND acid free dividers (several tabs will be needed, be consistent with style used, should not appear past edge of notebook)
- Fine point permanent Black marker
- Acid free and non-glare sheet protectors Acid free paper
- Acid free glue stick
- Acid free satin Scotch tape Scissors
- Correction tape
- Lots of creativity to make the exhibit your own while still following the exhibit guidelines

Judges evaluating exhibits should recognize individual differences and creativity, therefore using information in this document as a guide rather than a requirement.

#### Exhibit Class Guidelines:

##### **Division 1 (1st year in project suggested)**

Exhibit notebook that includes the following:

##### Book #1

- An Introduction page with a recent photograph of yourself.
- Completed three-generation pedigree chart. This includes you, your parents, and your grandparents, ancestors #1 through #7. Put all surnames in capital letters and all dates in military form (12 July 1974). Give each person a number, as described in the "Recording the Information" section of the Indiana 4-H Genealogy Resource Guide 4-H 748. **You must use the pedigree charts listed at the [www.extension.purdue.edu/4-H](http://www.extension.purdue.edu/4-H), 4-H 748Pc-W or 4-H 748Pbw-W or the commercial software forms, but not the old "packet" pedigree charts.**

- A Family Group Sheet for your parents and each pair of grandparents. Sources of information MUST be filled in on family group sheets (see section "Recording the Information").

Book #2 (Ancestors 1-7 information)

- Four (4) "Additional Information Worksheets":
  - one(1) for you, the 4-H member
  - one (1) for your parents
  - one (1) for each set of grandparents (total = two worksheets)
  - A diary of your work

Book #3 (Ancestors 1-7 information)

- Any documents or pictures pertaining to these three generations. Documents must be labeled with ancestor name and ancestor number. Pictures need to be labeled with ancestor name, plus names of all known people, place and date picture was taken, as well as ancestor numbers.

### Division 2 (2nd year in project suggested)

Exhibit notebook that includes the following:

Book #1

- Four-generation pedigree chart. This would include you, your parents, grandparents, and great-grandparents, ancestors #1 through #15. **You must use the pedigree charts listed at [www.extension.purdue.edu/4-H](http://www.extension.purdue.edu/4-H), 4-H 748Pc-W or 4-H 748Pbw-W** or the commercial software forms, but not the old "packet" pedigree charts
- A Family Group Sheet for each pair of great-grandparents. Sources of information filled in on family group sheets (see section "Recording the Information" in the Indiana 4-H Genealogy Resource Guide 4-H 748).

Book #2 (Ancestors 8-15 information)

- An additional information worksheet for each set of great grandparents.
- A diary of your work

Book #3 (Ancestors 8-15 information)

- Any photographs taken of tombstones of your ancestors and their children. Please document location of tombstone(s) and label with ancestor name, ancestor number, and date photo was taken. Rubbings are acceptable in lieu of photographs.
- Any other documents or pictures pertaining to these generations, correctly labeled.

Exhibit Book #1, Book #2, and Book #3. Books 2 and 3 should only include Division 2 ancestors 8-15 and related information.

### Division 3 (3rd year in project suggested)

Exhibit notebook that includes the following:

Book #1

- Five-generation pedigree chart, ancestors #1 through #31. Computer programs do not generally print chart numbers, so if you are using a computer program, make sure you have the correct number of ancestors. If an ancestor is UNKNOWN, please indicate as UNKNOWN. You must use the pedigree charts listed at [www.extension.purdue.edu/4h](http://www.extension.purdue.edu/4h), 4-H 748Pc-W or 4-H 748Pbw-W, or the commercial software forms, but not the old "packet" pedigree charts
- Additional Family Group Sheets for generation five (5). Sources of information must be filled in on family group sheets (see section "Recording the Information" in Indiana 4-H Genealogy Resource Guide 4-H 748.).

Book #2 (Ancestors 16-31 information)

- Additional information worksheets
- A diary of your work

Book #3 (Ancestors 16-31 information)

- Write an autobiography, the story of your life. Include pictures, relevant dates, and important events. OR, write an essay about what your hopes and dreams are for the future, or about life goals you hope to attain.
- Any documents or pictures pertaining to these generations, correctly labeled.

Exhibit Book #1, Book #2, and Book #3. Books 2 and 3 should only include Division 3 ancestors 16- 31 and related information.

#### **Division 4 (4th year in project suggested)**

Exhibit a notebook(s) that includes the following:

Book #1

- Six-generation pedigree charts, ancestors #1 through #63. Computer programs do not generally print chart numbers, so if you are using a computer program, make sure you have the correct number of ancestors. You must use the pedigree charts listed at [www.extension.purdue.edu/4-H](http://www.extension.purdue.edu/4-H), 4-H 748Pc-W or 4-H 748Pbw-W, or the commercial software forms, but not the old "packet" pedigree charts
- Additional Family Group Sheets for generation six (6). Sources of information must be filled in on family group sheets (see section "Recording the Information").

Book #2 (Ancestors 32-63 information)

- Additional information worksheets
- A diary of your work

Book #3 (Ancestors 32-63 information)

- A copy of a photograph or a story of a sixth-generation ancestor. Include information about the date when the photograph was taken, how or where you found it and what's happening in it or why it was taken. If this is unavailable, write a story about the historical period during which your sixth-generation ancestor was living.
- Any documents or pictures pertaining to these generations, correctly labeled.

Exhibit Book #1, Book #2, and Book #3. Books 2 and 3 should only include Division 4 ancestors 32- 63 and related information.

#### **Advanced (5th year and above in project suggested)**

Exhibit notebook that includes the following:

Book #1

- Seventh and eighth-generation pedigree charts, ancestors #64 through #255. If ancestry is unknown, please indicate as Unknown. Computer programs do not generally print chart numbers, so if you are using a computer program, make sure you have the correct number of ancestors.
- Your family group sheet for generations seven and eight.
- Sources of information filled in on family group sheets (see section "Recording the Information" in the Indiana 4-H Genealogy Resource Guide, 4-H 748).

Book #2 (Ancestors 64-255 information)

- Additional Information worksheets
- Diary of your work

Book #3 (Ancestors 64-255 information)

- Any documents or pictures pertaining to these generations; correctly labeled.

Book #4

- One new advanced level option (see below). Advanced division exhibitors must include ALL options submitted in prior years, with each option labeled with the year completed.

Pedigree charts are available on the Indiana 4-H Web site for your additional genealogy research. EACH YEAR FOLLOWING, continue to add ancestors to your pedigree charts. In addition, choose one of the following options that has not been completed previously. Please identify, by letter, the option that you are completing

(for example: Advanced Division, Year 1, Option A; Advanced Division, Year 2, Option C; etc.)

Advanced Division Year 2 and beyond – Exhibit Book #4 that contains advanced division options and a second diary of work. If additional ancestry information was found in the seventh and eighth generation, exhibit Book 1 noting ancestors completed this year along with Books 2 and 3 demonstrating this year’s work.

EXPLAIN the information received as to how it relates to you and your ancestors. Copies of documents obtained in previous divisions are acceptable and should be utilized in the option chosen if needed.

- A. A migration map of your eight-generation ancestors. You should have at least one map per family line with charts or explanations of the migrations.
- B. A timeline historical report of a family line. Show how this family fits into history. Document your report as well as possible with dates, records, places or maps, pictures, etc. Be sure to include proper labels and sources.
- C. A census history of a family line. Census abstract forms can be found on several websites. Download forms to abstract the census. Your notebook should contain copies of the census and the completed abstract form for each census.
- D. A history of your family's religious background for any family line or lines. Include a brief history of the denomination. Include baptism, confirmation or profession of faith and membership records. Also include information or history of the congregations involved. Be sure to include proper labels and sources.
- E. A history of your family's military service for a family line. Include supporting documents when possible. These documents could include military records, (muster rolls, discharge papers, etc.), pension records, and bounty land records, as well as maps and pictures. Be sure to include proper labels and sources.
- F. A research paper on a famous ancestor. Prove your relationship to this person with documentation. Try to include pictures and anecdotes to enhance your paper.
- G. Complete a family line or lines back as many generations as possible beyond eight generations (ancestors 256 and beyond). Include pictures, maps and documents. Be sure to include proper labels and sources.
- H. A timeline historical report of another family line not previously completed. Document as well as possible as in Option B. You need to state at the beginning that this is a second family historical report on such ancestor.
- I. A history of your family's military service for a family line not previously completed. Include supporting documents as in Option E. You need to state at the beginning that this is a second family military history report on such ancestor.
- J. Family DNA history. (This can be a very expensive option) Please include charts and explanations. i.e. use pie charts, ethnicity estimates, approximate percentage regionally, number of countries searched, genetic percentage, family tree, graphs, etc.
- K. Any other genealogy related activity of choice.

**Judging Criteria:** properly recorded information, pedigree chart(s), completeness of family group sheets, extent and evidence of supplemental information on information worksheet(s), evidence of work and effort expended on area of other documentation, presentation and neatness, originality and creativity

**Awards given in this project, if exhibits are deemed worthy by the judge:**

- Grade ribbons (Honor/Yellow, Blue, Red, White) for all exhibits
- 1 Champion ribbon (purple) and 1 Reserve Champion ribbon (pink) for EACH exhibit class
- 1 overall Grand Champion award and 1 overall Reserve Grand Champion ribbon for the entire project
- 1 State Fair Selection ribbon for EACH division

2023 GENEALOGY AWARDS

Grand Champion..... Carnegie Public Library – Reference Dept.

## **GEOLOGY**

(Guidelines updated 10/2023)

Volunteer Superintendent: Melissa Springar 668-6628

Check-in: Wednesday, June 19, 4:30-7 PM

Judging: Thursday, June 20, time TBD

Check-out: Thursday, June 27, 8-9 AM

**Description:** Geology involves studying the earth's crust, its layers, and their history. Youth learn to identify Indiana rocks, minerals, and fossils.

**State Fair Entries:** 3 per county; one per exhibit class

### **Exhibit Guidelines:**

Submit a 4-H Geology Record Sheet to the Extension Office on/before the [last business day of May](#).

All posters, notebooks, and display boards must include a reference list indicating where information was obtained, giving credit to the original author, to complete the 4-H member's exhibit. This reference list should/might include web site links, people and professionals interviewed, books, magazines, etc. It is recommended this reference list be attached to the back of a poster or display board, be the last page of a notebook, or included as part of the display visible to the public. A judge is not to discredit an exhibit for the way references are listed.

Posters are to be 22"x28" and displayed horizontally and placed in a clear plastic sleeve or covered with clear plastic to protect contents. Display boards should be designed to sit on a table using no more than 36" of tabletop space. Space should be left in the lower right hand corner to place an exhibit tag provided by Purdue Extension staff.

Specimens may also be displayed in a 24"x 18"x 3" collection box, displayed horizontally.

You may purchase your specimens and may display rocks, fossils, and minerals. If you purchase a specimen, indicate when and where you purchased it and the location where you would expect to find the specimen. If you collect a specimen, indicate the county and township where you found it.

Posters and display boxes will be exhibited "standing up" at the Indiana State Fair. Therefore, you need to mount your specimens securely. Subject matter experts suggest the following methods: soaking ½ cotton ball in Elmer's glue, hot glue, or clear tub sealant. Place the cotton ball in your box and put your rock (or fossil or mineral) on the cotton ball and let sit. It will take 1-2 weeks for Elmer's glue to fully harden. Specimens mounted with Elmer's glue can be removed by soaking the cotton ball in water. Glue remaining on the rock may be brushed off with an old, damp toothbrush.

When exhibiting rocks show a fresh surface (recently cracked or broken surface) to help judges identify the rock.

Labels - Include the specific geographical location where you would expect to find any specimens as well as where you actually acquired it (found, purchased, etc.).

Do not identify your specimens any further than phylum and class. There is one exception to this for fossils which are identified to phylum OR class. Class should only be used for fossils of mollusks, backboned animals,



and arthropods.

Judges evaluating exhibits should recognize individual differences and creativity, therefore using information in this document as a guide rather than a requirement.

**Exhibit Class Guidelines:**

**Beginner (grades 3-5 suggested):** Create an educational poster, notebook or display about any manual activity or on any geology topic of choice that is age/grade appropriate.

**Intermediate (grades 6-8 suggested):** Create an educational poster, notebook or display about any manual activity or on any geology topic of choice that is age/grade appropriate, or collection of 8-16 minerals and/or fossils

**Advanced (grades 9-12 suggested):** Create an educational poster, notebook or display about any manual activity or on any geology topic of choice that is age/grade appropriate, or collection of 15-25 minerals and/or fossils and/or jewel stones. Youth can also design and complete an independent study activity.

**Judging Criteria:** meeting exhibit requirements (15%), information- accuracy (30%), information-completeness (30%), and eye appeal (10%)

**Awards given in this project, if exhibits are deemed worthy by the judge:**

- Grade ribbons (Honor/Yellow, Blue, Red, White) for all exhibits
- 1 Champion ribbon (purple) and 1 Reserve Champion ribbon (pink) for EACH exhibit class
- 1 overall Grand Champion award and 1 overall Reserve Grand Champion ribbon for the entire project
- 1 State Fair Selection ribbon for EACH exhibit class

2023 GEOLOGY AWARDS

Grand Champion.....Floyd & Rosalie Curtland Rev Lvg Trust

**HEALTH**

(Guidelines updated 10/2023)

Volunteer Superintendent: Cheryl Hamlin 316-1832

Check-in: Wednesday, June 19, 4:30-7 PM

Judging: Thursday, June 20, time TBD

Check-out: Thursday, June 27, 8-9 AM

**Description:** The 4-H Health project is designed for youth interested in basic first aid and healthy well-being, as well as those interested in pursuing a medical profession career.

**State Fair Entries:** 3 exhibits per county; one per exhibit class.

**Exhibit Guidelines:**

Submit a 4-H Health Record Sheet to the Extension Office on/before the [last business day of May](#).

All posters, notebooks, and display boards must include a reference list indicating where information was obtained, giving credit to the original author, to complete the 4-H member's exhibit. This reference list should/might include web site links, people and professionals interviewed, books, magazines, etc. It is recommended this reference list be attached to the back of a poster or display board, be the last page of a notebook, or included as part of the display visible to the public. A judge is not to discredit an exhibit for the

way references are listed.

Posters are to be 22"x28" and displayed horizontally and placed in a clear plastic sleeve or covered with clear plastic to protect contents. Display boards should be designed to sit on a table using no more than 36" of tabletop space. Space should be left in the lower right-hand corner to place an exhibit tag provided by Purdue Extension staff.

Judges evaluating exhibits should recognize individual differences and creativity, therefore using information in this document as a guide rather than a requirement.

**Exhibit Class Guidelines:**

**Beginner (grades 3-5 suggested):** Create an educational poster, notebook or display about any manual activity or on any health topic of choice that is age/grade appropriate. Another option is to create a family first aid kit, emergency kit, an emergency kit to take on a hiking, biking, skiing or similar trip, or another similar kit.

**Intermediate (grades 6-8 suggested):** Create an educational poster, notebook or display about any manual activity or on any health topic of choice that is age/grade appropriate. Another option is to create a personal nutrition kit to use when doing physical activity like chores, working out at the gym, hiking, biking, skiing, or another similar kit.

**Advanced (grades 9-12 suggested):** Create an educational poster, notebook or display about any manual activity or on any health topic of choice that is age/grade appropriate. Another option is to create an activity or guide to help yourself or others become more aware of financial wellness, mental health, disease prevention, or other similar topic that promotes healthy habits. Youth can also design and complete an independent study activity.

**Judging Criteria:** meeting exhibit guidelines, information-accuracy & completeness, workmanship, eye appeal

**Awards given in this project, if exhibits are deemed worthy by the judge:**

- Grade ribbons (Honor/Yellow, Blue, Red, White) for all exhibits
- 1 Champion ribbon (purple) and 1 Reserve Champion ribbon (pink) for EACH exhibit class
- 1 overall Grand Champion award and 1 overall Reserve Grand Champion ribbon for the entire project
- 1 State Fair Selection ribbon for EACH exhibit class

2023 HEALTH AWARDS

Grand Champion.....The Heifner Family

**HOME ENVIRONMENT**

(Guidelines updated 10/2023)

Volunteer Superintendent: Amanda Cline 316-5113

Check-in: Wednesday, June 19, 4:30-7 PM

Judging: Thursday, June 20, time TBD

Check-out: Thursday, June 27, 8-9 AM

**Description:** Youth will apply the principles of design to home design and decoration as well as learn about care of home furnishings.

**State Fair Entries:** 6 per county, 2 per exhibit class.

**Exhibit Guidelines:**

Submit a 4-H Home Environment Record Sheet to the Extension Office on/before the [last business day of May](#).

All posters, notebooks, and display boards must include a reference list indicating where information was obtained, giving credit to the original author, to complete the 4-H member's exhibit. This reference list should/might include web site links, people and professionals interviewed, books, magazines, etc. It is recommended this reference list be attached to the back of a poster or display board, be the last page of a notebook, or included as part of the display visible to the public. A judge is not to discredit an exhibit for the way references are listed.

Posters are to be 22"x28" and displayed horizontally and placed in a clear plastic sleeve or covered with clear plastic to protect contents. Display boards should be designed to sit on a table using no more than 36" of tabletop space. Space should be left in the lower right-hand corner to place an exhibit tag provided by Purdue Extension staff.

Judges evaluating exhibits should recognize individual differences and creativity, therefore using information in this document as a guide rather than a requirement.

**Exhibit Class Guidelines:**

**Beginner (grades 3-5 suggested):** Choose one of the following options:

- Furniture Item and Notebook – create a wall hanging, storage organizer, a set of 3-5 accessory items or something similar for the home or similar activity.
- Design Board and Notebook – color a line drawing from your manual and create three color schemes, color a line drawing from your manual and demonstrate dominant and supportive color, or display a line drawing showing where furniture would be placed in the room or similar activity.
- Portfolio – Collect different color schemes, magazines showing different furniture designs, or magazines/photographs of formal vs informal balance, dominant and supportive colors, etc. or similar activity.

**Intermediate (grades 6-8 suggested):** Choose one of the following options:

- Furniture Item and Notebook – refinish or repurpose a piece or set of furniture, storage unit, or display a collection of 3-5 similar home accessory items, or similar activity.
- Design Board and Notebook – create a line drawing for a room in your home showing furniture layout, accessory items and fixtures or similar activity.
- Portfolio – display a sample of three different types of wall treatment with explanation of each, three different floor treatments with explanation of each, an energy plan for your home, or similar activity.

**Advanced (grades 9-12 suggested):** Choose one of the following options:

- Furniture Item and Notebook – refinish or repurpose a piece or set of furniture, storage unit, or display a collection of 3-5 similar home accessory items, or similar activity.
- Design Board and Notebook – display a floor plan for any room of your house or the whole house or apartment, or similar activity.
- Portfolio – display a sample of three different lighting or window treatments with an explanation of each, interview an interior designer and prepare a report, a home energy saving proposal plan, or similar activity.

**Exhibit Categories:**

**Furniture Item and Notebook:** An actual piece of furniture accompanied by a standard notebook (3-ring binder) explaining the who, what, when, where, why, and how of the chosen project. We suggest including pictures showing where the item will be used. Also, we encourage 4-H members to include pictures of

themselves doing the project, but this is not required. Always place your identification information in the notebook and on the furniture.

**Design Board and Notebook:** Standard 22" x 28" poster, displayed horizontally with a firm backing. Design boards must be covered with plastic to protect and help hold items in place. An identification name tag must be attached in the lower right corner. The notebook is to help explain the who, what, when, where, why, and how of the chosen design. This can be a "before and after project" or "plan in the future" project.

**Portfolio:** Standard notebook (3-ring binder). If 4-H members choose to do this option more than one year, we suggest that they keep the previous year's materials in the notebook. Place materials for the current year in the front, with the previous year's materials clearly marked or labeled at the back. Always place your identification information in the notebook.

**Judging Criteria:** use of color, texture, line, shape, or decoration, suitable material for items, workmanship, lighting or energy (if applicable), accessories (if applicable), and notebook information

**Awards given in this project, if exhibits are deemed worthy by the judge:**

- Grade ribbons (Honor/Yellow, Blue, Red, White) for all exhibits
- 1 Champion ribbon (purple) and 1 Reserve Champion ribbon (pink) for EACH exhibit class
- 1 overall Grand Champion award and 1 overall Reserve Grand Champion ribbon for the entire project
- 2 State Fair Selection ribbons for EACH exhibit class

#### 2023 HOME ENVIRONMENT AWARDS

Grand Champion.....Wayside Furniture, Inc.

#### MODEL CRAFT

(Guidelines updated 10/2023)

Volunteer Superintendent: Paula Thomas 833-2104; Melissa Springar 668-6628

Check-in: Wednesday, June 19, 4:30-7 PM

Judging: Thursday, June 20, time TBD

Check-out: Thursday, June 27, 8-9 AM

**Description:** Allows youth to learn life skills and grow in project knowledge while expressing creativity when building a model.

**State Fair Entries:** 2 entries per county as determined by the county 4-H educator and fair officials.

#### Exhibit Guidelines:

Submit a 4-H Model Craft Record Sheet to the Extension Office on/before the [last business day of May](#).

All arts and craft exhibits must include a 4-H Craft Information Card, 4-H 618A. This information card is to describe work completed so the judge can more accurately evaluate the exhibit. Craft information cards are for judging purposes only and will not be returned to the exhibitor.

If multiple pieces make up the exhibit, a photograph of the complete exhibit should be attached to the exhibit so the total exhibit can properly be displayed. For safety purposes any craft exhibit that resembles a sword, knife, or look-a-like weapon will be judged but will not be displayed.

Exhibits must be a small-scale replica made of injected styrene plastics with approximately 25% of the surface painted. Wood, paper, clay die-cast, or snap together models are not permitted. Screws and pre-painted or pre-decaled factory models are not permitted. Exhibits made from building blocks (Lego) are not permitted.

If the model is being built from a kit, include a copy of the instructions with the information card. Original instructions should be kept by the exhibitor in a safe location at home.

Judges evaluating exhibits should recognize individual differences and creativity, therefore using information in this document as a guide rather than a requirement.

**Exhibit Class Guidelines:**

**Beginner (grades 3-5 suggested):** Create and exhibit one age/grade appropriate artwork.

**Intermediate (grades 6-8 suggested):** Create and exhibit one age/grade appropriate artwork.

**Advanced (grades 9-12 suggested):** Create and exhibit one age/grade appropriate artwork.

**Judging Criteria:** fit/alignment, gluing, paint, decals, displays, level of difficulty, and miscellaneous

**Awards given in this project, if exhibits are deemed worthy by the judge:**

- Grade ribbons (Honor/Yellow, Blue, Red, White) for all exhibits
- 1 Champion ribbon (purple) and 1 Reserve Champion ribbon (pink) for EACH exhibit class
- 1 Grand Champion award and 1 Reserve Grand Champion ribbon for the entire project
- 2 State Fair Selection ribbons for the entire project (from members of any age/grade)

2023 MODEL CRAFT AWARDS.

Grand Champion Model Craft ..... The Steffen Family

**NEEDLE CRAFT**

(Guidelines updated 10/2023)

Volunteer Superintendent: Paula Thomas 833-2104; Melissa Springar 668-6628

Check-in: Wednesday, June 19, 4:30-7 PM

Judging: Thursday, June 20, time TBD

Check-out: Thursday, June 27, 8-9 AM

**Description:** Allows youth to learn life skills and grow in project knowledge while expressing creativity in needle crafts.

**State Fair Entries:** 2 entries per county as determined by the county 4-H educator and fair officials.

**Exhibit Guidelines:**

Submit a 4-H Needle Craft Record Sheet to the Extension Office on/before the [last business day of May](#).

All arts and craft exhibits must include a 4-H Craft Information Card, 4-H 618A. This information card is to describe work completed so the judge can more accurately evaluate the exhibit. Craft information cards are for judging purposes only and will not be returned to the exhibitor.

Hand crafted knitting, embroidery, crocheting, needlepoint, crewel, candle wicking, chicken scratching, hand quilting, tatting, huck embroidery, and hemstitching are suggested exhibits. Entries may also include pulled, drawn and counted thread work and punch needle work. Needle craft exhibits do not include latch hook, plastic canvas, machine knitting, machine quilting, or arm knitting/crocheting. Judges evaluating exhibits should recognize individual differences and creativity, therefore using information in this document as a guide rather than a requirement.

**Exhibit Class Guidelines:**

**Beginner (grades 3-5 suggested):** Create and exhibit one age/grade appropriate artwork.

**Intermediate (grades 6-8 suggested):** Create and exhibit one age/grade appropriate artwork.

**Advanced (grades 9-12 suggested):** Create and exhibit one age/grade appropriate artwork.

**Judging Criteria:** selection, workmanship, and finishing

**Awards given in this project, if exhibits are deemed worthy by the judge:**

- Grade ribbons (Honor/Yellow, Blue, Red, White) for all exhibits
- 1 Champion ribbon (purple) and 1 Reserve Champion ribbon (pink) for EACH exhibit class
- 1 Grand Champion award and 1 Reserve Grand Champion ribbon for the entire project
- 2 State Fair Selection ribbons for the entire project (from members of any age/grade)

2023 NEEDLE CRAFT AWARDS

Grand Champion Needle Craft .....Barbara Favourite

**PHOTOGRAPHY**

(Guidelines updated 10/2023)

Volunteer Superintendent: Jennifer Marshall 495-1674

Check-in: Wednesday, June 19, 4:30-5:30 PM

Judging: Wednesday, June 19, 5:30 PM

Check-out: Thursday, June 27, 8-9 AM

**Description:** This project teaches youth how to take quality photographs with a camera or digital device.

**State Fair Entries:** 2 beginner entries per county, 3 intermediate entries per county, 3 advanced entries per county

**Exhibit Guidelines:**

Submit a 4-H Photography Record Sheet to the Extension Office on/before the [last business day of May](#).

Posters are to be 22"x28" and displayed horizontally and placed in a clear plastic sleeve or covered with clear plastic to protect contents. Space should be left in the lower right-hand corner to place an exhibit tag provided by Purdue Extension staff.

All images are to be original images taken by the 4-H member during the current program year. Captions are not recommended.

Print board exhibits are to include 10 photos mounted on a poster as described above, each no larger than 5"x7".

Number each print 1-10. Prints may be a mix of digital and/or standard development. Create a title of choice for the print board exhibit. Space should be left in the lower right-hand corner to place an exhibit tag provided by Purdue Extension staff.

Salon prints are to be no larger than 11"x14", mounted on a standard 16"x20" salon mount, and displayed vertically. Salon prints are to be placed in a clear plastic sleeve and captions are not recommended. Space should be left in the lower right-hand corner to place an exhibit tag provided by Purdue Extension staff.

Images may be taken with a film camera, digital camera, cell phone, or other electronic device. Altering of images by any other means besides the device it was taken with is to be entered in the creative/experimental category. Creative/experimental exhibits must include the original photo on the back side of the board, a description of how the image was altered, and equipment/software used to alter the image.

Editing photos such as cropping, color adjustment, and other enhancements are considered to be part of the normal photography educational learning process and are permissible. So judges can better evaluate a photography exhibit, the 4-H member is asked to attach to the back of their salon or print board exhibit the make and model of camera used and a description of any editing.

A photo that has been modified to change the original intent, meaning or story captured should be entered in the creative or experimental class. Photos exhibited as creative or experimental are to attach to the back of their exhibit the make and model of camera used, software or other tools used to change the photo and a description of how the photo was changed and copy of the original photo before editing.

Sepia tone photographs (mono chromatic) are to be entered as black and white photos.

Judges evaluating exhibits should recognize individual differences and creativity, therefore using information in this document as a guide rather than a requirement.

Exhibit Class Guidelines:

**Beginner (grades 3, 4 & 5 suggested)**

Exhibit up to one exhibit in each of the following bulleted categories:

- Black and White Print Board
- Color Print Board
- Black and White Salon Print
- Color Salon Print
- Creative/Experimental Salon Print

**Intermediate (grades 6, 7, & 8 suggested)**

Exhibit up to one exhibit in each of the following bulleted categories:

- Black and White Print Board
- Color Print Board
- Black and White Salon Print
- Color Salon Print
- Creative/Experimental Salon Print

**Advanced (grades 9, 10, 11 & 12 suggested)**

Exhibit up to one exhibit in each of the following bulleted categories:

- Black and White Print Board
- Color Print Board

- Black and White Salon Print
- Color Salon Print
- Creative/Experimental Salon Print

**Judging Criteria:**

- Creative/Experimental Digital: photo shows imagination, photo shows knowledge of composition, photographic quality, photo securely mounted and displayed attractively, label neat and complete, and before and after examples
- Salon Print: storytelling ability, composition, photographic quality, photo securely mounted, and displayed attractively
- Black/White & Color Print: photo shows imagination, photo shows knowledge of composition, photographic quality, photo securely mounted and displayed attractively, and the label is neat and complete

**Awards given in this project, if exhibits are deemed worthy by the judge:**

- Grade ribbons (Honor/Yellow, Blue, Red, White) for all exhibits
- 1 Champion ribbon (purple) and 1 Reserve Champion ribbon (pink) for EACH category in EACH exhibit class (ie. Beginner B&W Print Champion, Beginner Color Print Champion, Intermediate B&W Print Champion, etc.)
- 1 Grand Champion award and 1 Reserve Grand Champion ribbon for EACH level (ie. Beginner Grand Champion, Intermediate Grand Champion, etc.)
- 2 State Fair Selection ribbons for Beginner, 3 State Fair Selection ribbons for Intermediate, and 3 State Fair Selection ribbons for Advanced

**2023 PHOTOGRAPHY AWARDS**

Grand Champion Beginner .....	Choice Photography
Grand Champion Intermediate.....	Choice Photography
Grand Champion Advanced.....	Choice Photography

**SCRAPBOOKING**

(Guidelines updated 10/2023)

Volunteer Superintendent: **Heather Robertson 260-705-5145**

Check-in: Wednesday, June 19, 4:30-7 PM

Judging: Thursday, June 20, time TBD

Check-out: Thursday, June 27, 8-9 AM

**Description:** The 4-H Scrapbooking project allows youth to creatively express themselves through the design of a scrapbook, highlighting moments and memories that are important to them. Members experience planning, organizing, and presentation skills as they work through their exhibits.

**State Fair Entries:** No entries. This is a county-only project.

**Exhibit Guidelines:**

Submit a 4-H Scrapbooking Record Sheet to the Extension Office on/before the [last business day of May](#).

All albums should be 8½” x 11” or larger in size (12”x12” is the most common size). Ideally, scrapbooks will have a structurally sound binding in which pages will not easily tear upon heavy use or viewing. Spiral bound scrapbooks are not recommended.



All albums must have a front and back cover. All pages are to be covered with plastic protection. Only pages completed during this program year should be included in the scrapbook.

Journaling is required on every page, except for those displaying a title. Use neat, personal, clear handwriting, and avoid using computer generated text as it not encouraged.

The photos do not have to have been taken by the participant, and it is not necessary that photos be taken within the past year. Photos and memorabilia must be included in each scrapbook, but not necessarily on each page. Some pages may only contain photos, while others may contain only memorabilia. All decorations (including stickers and die cuts) should be acid-free and lignin-free to maintain the integrity of the page and photo.

Use acid-free, lignin-free, buffered scrapbook pages.

- a. Acid-free – pH balanced chemistry, so pages will not accelerate the natural deterioration of your photos.
- b. Lignin-free pages will maintain their durability and whiteness (non-yellowing)
- c. Alkaline reserve (buffering) has a neutralizing effect to project photos against pollutants from the “outside” (the environment, acidic greeting cards, etc.)

Do not include any pages you have submitted for 4-H Scrapbook judging in previous years. Only display new pages utilizing this year’s requirements.

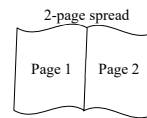
Each scrapbook must have an official 4-H exhibit label securely fastened on the front lower right corner.

#### **Exhibit Class Guidelines:**

##### **Level 1: Grades 3-4**

Exhibit one 2-page spread that includes:

1. A theme and title.
2. Cropped pictures – every picture does not have to be cropped.
3. At least one enhancement. Enhancement includes: stickers, die cuts, decorative paper, and stamping.
4. At least one piece of memorabilia should be included. Memorabilia may include postcards, letters, notes, name tags, brochures, programs, certificates, awards, invitations, ticket stubs, ribbons, tokens, etc.
5. Journaling – who, what, when, and where.



##### **Level 2: Grades 5-6**

Exhibit 2 completed front-to-back scrapbook pages (4 completed sides) that include:

1. At least one 2-page spread that has a themed title.
2. Cropped pictures – every picture does not have to be cropped.
3. At least one enhancement per page. Enhancement includes: stickers, die cuts, decorative paper, and stamping.
4. At least one piece of memorabilia should be included. Memorabilia may include postcards, letters, notes, name tags, brochures, programs, certificates, awards, invitations, ticket stubs, ribbons, tokens, etc.
5. At least one scrapbooking technique within the 6 sides. Techniques includes: corner rounding, cutting with decorative scissors, using templates, cutting pictures with irregular shapes (such as stars or hexagons), and matting photos.
6. Journaling should include labeling of photos with names, dates, places, etc., plus capturing your memories with captions or words recording the happenings of the photos.

##### **Level 3: Grades 7-9**

Exhibit 3 completed front-to-back scrapbook pages (6 completed sides) that include:

1. At least one 2-page spread that has a themed title.
2. Cropped pictures – every picture does not have to be cropped.
3. At least one enhancement per page. Enhancement includes: stickers, die cuts, decorative paper, rubber stamps, drawing, using pocket pages for memorabilia, and ruled pages.
4. At least one piece of memorabilia should be included. Memorabilia may include postcards, letters, notes, name tags, brochures, programs, certificates, awards, invitations, ticket stubs, ribbons, tokens, etc.
5. At least two scrapbooking techniques should be used within the 6 sides. Techniques include: corner rounding, cutting with decorative scissors, using templates, cutting pictures with irregular shapes (such as stars, hexagons, and pentagons), and matting photos.
6. Journaling should include labeling of photos with names, dates, places, etc., plus capturing your memories with captions or words recording the happenings of the photos.

**Level 4: Grades 10-12**

Exhibit 4 completed front-to-back scrapbook pages (8 completed sides) that include:

1. At least two 2-page spreads, each spread having a themed title.
2. Cropped pictures – every picture does not have to be cropped.
3. At least one enhancement per page. Enhancement includes: stickers, die cuts, decorative paper, rubber stamps, drawing, using pocket pages for memorabilia, and ruled pages.
4. At least two pages should contain memorabilia. Memorabilia may include postcards, letters, notes, name tags, brochures, programs, certificates, awards, invitations, ticket stubs, ribbons, tokens, etc.
5. At least three scrapbooking techniques should be used within the 8 sides. Techniques include: corner rounding, cutting with decorative scissors, using templates, cutting pictures with irregular shapes (such as stars, hexagons, and pentagons), and matting photos.
6. Journaling should include labeling of photos with names, dates, places, etc., plus capturing your memories with captions or words recording the happenings of the photos.

**Judging Criteria:** scrapbook pages are attached properly, label is completed correctly, required pages completed, scrapbook album contains both photos and memorabilia, neatness, interest and variety, chronological or thematic order of pages is correct, intermediate journaling requirements (labeling with names, dates, places and captions or words recording their happenings), and sense of the entire project (Did the 4-H member preserve pictures and memorabilia effectively?)

**Awards given in this project, if exhibits are deemed worthy by the judge:**

- Grade ribbons (Honor/Yellow, Blue, Red, White) for all exhibits
- 1 Champion ribbon (purple) and 1 Reserve Champion ribbon (pink) for EACH level
- 1 overall Grand Champion award and 1 overall Reserve Grand Champion ribbon for the entire project
- No State Fair Selection ribbons

2023 SCRAPBOOKING AWARDS

Grand Champion..... Meleah Longenecker, State Farm Insurance Agency

## SEWING

(Guidelines updated 10/2023)

Volunteer Superintendent: Dana Stanley 443-5070

Check-in: Wednesday, June 19, 4:30-7 PM

Fashion Revue: Sunday, June 23, 2 PM; Lions Building

Judging: Thursday, June 20, time TBD

Check-out: Thursday, June 27, 8-9 AM

**Description:** The sewing project teaches fabric selection, pattern selection and sewing machine use to construct items used around the home or other purposes.

**State Fair Entries:** Wearable: 5 junior exhibits per county; one per grade level. 6 senior exhibits per county; one per category. Non-Wearable: 10 exhibits per county; one per grade level

### Exhibit Guidelines:

Submit a 4-H Sewing Record Sheet to the Extension Office on/before the [last business day of May](#).

Older youth enrolled in the 4-H sewing project for the first time may not feel comfortable demonstrating their assigned grade level skills. In this instance the county 4-H youth development educator may, at the request of the 4-H member and parent, assign the member to a lower-level grade level to develop fundamental skills.

Provide a completed sewing skills card, 4-H 925c-W, with the exhibit. Skills sheets are for judging purposes only and will not be returned to the exhibitor.

Judges evaluating exhibits should recognize individual differences and creativity, therefore using information in this document as a guide rather than a requirement.

### Junior Exhibit Class Guidelines:

#### Grade 3

**Wearable:** Create one clothing article to be worn by the 4-H member or another person demonstrating at least 2 of the following skills: Insert elastic or drawstring, Sew and trim a crotch curve, Machine topstitch hems, Use a simple seam finish, and/or Stitch in the ditch

**Non-wearable:** Create one non-wearable sewn item demonstrating at least 2 skills from above.

#### Grade 4

**Wearable:** Create one clothing article to be worn by the 4-H member or another person demonstrating at least 2 of the following skills, in addition to those learned in the prior grade: Use interfacing, Staystitch and under stitch, Apply a facing or binding, Stitch curved seams, Trim and grade seams, Work with fiberfill, and/or Machine topstitch hems. Seam finishes are recommended on all exposed seams.

**Non-wearable:** Create one non-wearable sewn item, or set of items, demonstrating at least 2 skills from above, in addition to those learned in the prior grade.

#### Grade 5

**Wearable:** Create one clothing article or a simple two-piece outfit to be worn by the 4-H member or another person demonstrating at least 3 skills below, in addition to those learned in prior grades. Seam finishes are recommended on all exposed seam (except knits). Interfacing, understitching and trimming should be used when appropriate.

- 1) match fabric design
- 2) gather fabric
- 3) insert zipper
- 4) use a drawstring

- |                                    |                                  |
|------------------------------------|----------------------------------|
| 5) hand-stitch a hem               | 12) do a machine topstitched hem |
| 6) sew a simple sleeve             | 13) sew with knit                |
| 7) apply purchased trim or ribbons | 14) insert elastic               |
| 8) sew patch or inseam pockets     | 15) apply facings                |
| 9) use a simple lining             | 16) sew buttons                  |
| 10) do a machine blind hem         | 17) apply binding                |
| 11) apply machine topstitching     | 18) use batting                  |

**Non-wearable:** Create one non-wearable sewn item, or set of items, demonstrating at least 3 skills from above, in addition to those learned in prior grades.

### Grade 6

**Wearable:** Create two garments that can be worn together to be worn by the 4-H member or another person demonstrating at least 4 skills from below, in addition to those learned in prior grades.

- |                                  |                                |
|----------------------------------|--------------------------------|
| 1) make darts                    | 14) sew facings                |
| 2) set in sleeves                | 15) apply ribbings             |
| 3) insert a lapped zipper        | 16) sew a simple collar        |
| 4) hand-stitch a hem             | 17) do a machine blind hem     |
| 5) make buttonholes              | 18) sew with knit              |
| 6) sew tucks or pleats           | 19) match fabric design        |
| 7) sew ruffles                   | 20) use fiberfill              |
| 8) hand sew buttons              | 21) apply machine appliqué     |
| 9) apply trim                    | 22) insert piping              |
| 10) sew a simple lining          | 23) apply machine topstitching |
| 11) sew patch pockets            | 24) construct with a serger    |
| 12) apply bindings               | 25) sew inseam pockets         |
| 13) do a machine topstitched hem |                                |

**Non-wearable:** Create one non-wearable sewn item, or set of items, demonstrating at least 4 skills from above, in addition to those learned in prior grades.

### Grade 7

**Wearable:** Create an outfit that can be worn by the 4-H member or another person demonstrating at least 5 skills from below, in addition to those learned in prior grades.

- |                                    |                                  |
|------------------------------------|----------------------------------|
| 1) make darts                      | 18) do machine quilting          |
| 2) set in sleeves                  | 19) do a hand-stitch hem         |
| 3) sew facing                      | 20) do a machine topstitched hem |
| 4) apply ribbing                   | 21) do a machine blind hem       |
| 5) apply a collar                  | 22) attach cuffs                 |
| 6) sew on buttons                  | 23) apply binding                |
| 7) use doll joints                 | 24) sew lining                   |
| 8) apply inseam pockets            | 25) apply ruffles                |
| 9) apply front hip pockets         | 26) insert piping                |
| 10) match fabric design            | 27) make buttonholes             |
| 11) apply trims                    | 28) use fiberfill                |
| 12) apply machine or hand appliqué | 29) apply patch pockets          |
| 13) apply machine topstitching     | 30) use a twin needle            |
| 14) insert a lapped zipper         | 31) apply tucks/pleats           |
| 15) insert an invisible zipper     | 32) construct with a serger      |
| 16) insert a separating zipper     | 33) apply machine embroidery     |
| 17) insert a fly front zipper      |                                  |

**Non-wearable:** Create one non-wearable sewn item, or set of items, demonstrating at least 5 skills from above,

in addition to those learned in prior grades.

**Senior Exhibit Category Class Guidelines (grades 8-12 suggested):**

**Wearable:** Youth may enter an exhibit in one or more categories. Create an outfit from one of the categories defined below that can be worn by the exhibitor or another person demonstrating at least 6 skills from below, in addition to those learned in prior grades.

All senior sewing outfits exhibited in Fashion Revue must be made and worn by the exhibitor.

**DEFINITION OF AN OUTFIT:** An outfit is a garment or garments that when put together make a complete look - such as one or two piece dress, or one or two piece pant suit, or a three piece combination, such as pants, vest, and blouse or shirt.

**Informal or Casual Wear:** In this category a complete outfit of 1 or 2 pieces suitable for school, weekend, or casual, informal activities. A complete outfit is defined as a garment or garments that when put together make a complete look - such as one or two piece dress, or one or two piece pant suit, or a combination, such as pants, vest, blouse or shirt.

**Dress Up:** This is suitable for special, church, or social occasions that are not considered to be formal. It may be an outfit of one or more pieces with or without its own costume coat or jacket (lined or unlined). This is not an outfit that would be worn to school, weekend, or casual, informal activities.

**Free Choice:** A complete outfit comprised of garments that do not fit in the other classifications. A complete outfit is defined as a garment or garments that when put together make a complete look - such as one or two piece dress, or one or two piece pant suit, or a three piece combination, such as pants, vest, and blouse or shirt. Individual garment examples include: tennis wear, swim wear, athletic or sportswear, lounge wear, riding habits, historic, dance, theatrical, or international costumes, capes, and unlined coats.

**Suit or Coat:** The suit consists of two pieces including a skirt or pants and its own lined jacket. It is not a dress with jacket as in "dress up wear". The coat is a separate lined coat. It will be judged separately as a coat with its own accessories.

**Separates:** Consists of three garments that must be worn as a coordinated complete outfit. In this category, a complete outfit is defined as a garment or garments that when put together make a complete look - a three piece combination, such as pants, vest, and blouse or shirt. Each piece should be versatile enough to be worn with other garments.

**Formal Wear:** This outfit may be one or more pieces suitable for any formal occasion, such as proms, weddings, and formal evening functions.

**Advanced Skills:**

- |                                  |   |
|----------------------------------|---|
| 1) make darts                    | 15) add patch pockets                       |
| 2) make tucks                    | 16) add front hip pockets                   |
| 3) add lining                    | 17) match fabric design                     |
| 4) add facings                   | 18) make shoulder pads                      |
| 5) add plackets                  | 19) apply machine embroidery                |
| 6) add lapels                    | 20) coordination of fabric for quilted item |
| 7) Make sleeves                  | 21) attach cuffs                            |
| 8) add gathers                   | 22) make pleats                             |
| 9) apply trim                    | 23) insert elastic                          |
| 10) apply ribbing                | 24) add boning                              |
| 11) add a drawstring             | 25) apply a collar                          |
| 12) use shaped seams             | 26) insert piping                           |
| 13) use fiberfill and/or batting | 27) make a neckband                         |
| 14) add a waistband              | 28) add vents                               |

- |                                    |                                   |
|------------------------------------|-----------------------------------|
| 29) sew buttons                    | 45) insert a separating zipper    |
| 30) add underlining                | 46) insert a fly front zipper     |
| 31) add ruffles                    | 47) insert a lapped zipper        |
| 32) sew with knit                  | 48) insert a hand picked zipper   |
| 33) make button loops              | 49) do a machine topstitched hem  |
| 34) do hand beading                | 50) do a machine blind hem        |
| 35) add inseam pockets             | 51) do a hand-stitched hem        |
| 36) add welt pockets               | 52) make self-covered buttons     |
| 37) use twin needle                | 53) use specialty threads         |
| 38) create bound edges             | 54) make self-enclosed seams      |
| 39) hand/machine beading           | 55) sew with difficult fabric     |
| 40) make a reversable item         | 56) construct with a serger       |
| 41) do machine or hand quilting    | 57) make machine buttonholes      |
| 42) apply machine or hand appliqué | 58) make bound buttonholes        |
| 43) apply machine topstitching     | 59) piece quilted item            |
| 44) insert an invisible zipper     | 60) other skills not listed above |

**Non-wearable:** Create one non-wearable sewn item, or set of items, demonstrating at least 6 skills from above, in addition to those learned in prior grades.

**Judging Criteria for Sewing Construction (See Fashion Revue Judging Criteria in next section):**

- Miscellaneous Items: general appearance, selection, and workmanship
- Suits, Jackets, and Coats: general appearance, selection, and workmanship
- Sewing Machine Survey: general notebook and information
- Skirts, Shorts, or Pants with Elastic Waist: general appearance, selection, and workmanship
- Blouses, Shirts, and Vests: general appearance, selection, and workmanship
- Construction Samples Notebook: general appearance and construction samples
- Skirt, Shorts, or Pants with Zipper: general appearance, selection, and workmanship
- Dresses and Jumpers: general appearance, selection, and workmanship

**Awards given in this project, if exhibits are deemed worthy by the judge:**

- Grade ribbons (Honor/Yellow, Blue, Red, White) for all exhibits
- 1 Champion ribbon (purple) and 1 Reserve Champion ribbon (pink) for EACH grade through grade 7; 1 Champion ribbon (purple) and 1 Reserve Champion ribbon (pink) for EACH Senior Sewing category
- 1 Grand Champion award and 1 Reserve Grand Champion ribbon for the Juniors (grades 3-7), and 1 Grand Champion award and 1 Reserve Grand Champion ribbon for the Seniors (grades 8-12)
- Wearable: 1 State Fair Selection ribbon for EACH grade through grade 7 (Junior Sewing), 1 State Fair Selection ribbon for EACH of the Senior categories (School Wear, Dress Up Wear, Separates, Formal Wear, Suit or Coat, & Free Choice)
- Non-Wearable: 1 State Fair Selection ribbon for EACH grade

2023 SEWING AWARDS

Grand Champion Junior ..... Stanley Family  
 Grand Champion Senior ..... Linda Mowry

## **4-H FASHION REVUE**

(Guidelines updated 10/2023)

Volunteer Superintendent: Dana Stanley 443-5070

Check-in: Sunday, June 23, 1 PM, Lions Building

Judging: Sunday, June 23, 2 PM, Lions Building

**Description:** This project teaches youth skills to present themselves in a professional manner by providing an opportunity for youth to model the outfit constructed in the 4-H sewing project.

**State Fair Entries:** 6 senior exhibits per county with no more than two exhibits per category. An exhibitor may participate in only one senior fashion revue category at state fair.

(Note: State fair fashion revue grand champion will be selected from the six senior sewing category champions modeling their sewn garment or outfit plus the advanced consumer clothing champion modeling their purchased outfit.)

### **Exhibit Guidelines:**

All garments and outfits modeled in Fashion Revue, except consumer clothing entries, must have been constructed by the 4-H member modeling that same garment or outfit. Youth qualifying to exhibit the same garment or outfit in Indiana State Fair Sewing and Fashion Revue must choose which project they wish to participate as one cannot exhibit the same garment or outfit in both projects at state fair.

Definition of an outfit: An outfit is a garment or garments that when put together make a complete look - such as one or two piece dress, or one or two piece pant suit, or a three piece combination, such as pants, vest, and blouse or shirt.

Judges evaluating exhibits should recognize individual differences and creativity, therefore using information in this document as a guide rather than a requirement.

### **Exhibit Class Guidelines:**

**Junior (grades 3-7 suggested):** Model the garment or outfit constructed for the sewing project. Accessories may be purchased or selected from what you currently have.

### **Senior Categories (grades 8-12 suggested):**

**Informal or Casual Wear:** A complete outfit of 1 or 2 pieces suitable for school, weekend, or casual, informal activities. In this category, a complete outfit is defined as a garment or garments that when put together make a complete look - such as one or two piece dress, or one or two piece pant suit, or a combination, such as pants, vest, blouse or shirt.

**Dress Up:** This is suitable for special, church, or social occasions that are not considered to be formal. It may be an outfit of one or more pieces with or without its own costume coat or jacket (lined or unlined). This is not an outfit that would be worn to school, weekend, or casual, informal activities.

**Free Choice:** A complete outfit comprised of garments that do not fit in the other classifications. A complete outfit is defined as a garment or garments that when put together make a complete look - such as one or two piece dress, or one or two piece pant suit, or a three piece combination, such as pants, vest, and blouse or shirt. Individual garment examples include: tennis wear, swim wear, athletic or sportswear, lounge wear, riding habits, historic, dance, theatrical, or international costumes, capes, and unlined coats.

**Suit or Coat:** The suit consists of two pieces including a skirt or pants and its own lined jacket. It is not a dress

with jacket as in "dress up wear". The coat is a separate lined coat. It will be judged separately as a coat with its own accessories.

**Separates:** Consists of three garments that must be worn as a coordinated complete outfit. In this category, a complete outfit is defined as a garment or garments that when put together make a complete look - a three piece combination, such as pants, vest, and blouse or shirt. Each piece should be versatile enough to be worn with other garments.

**Formal Wear:** This outfit may be one or more pieces suitable for any formal occasion, such as proms, weddings, and formal evening functions.

**Judging Criteria:** participant, outfit, and construction

**Awards given in this project, if exhibits are deemed worthy by the judge:**

- Grade ribbons (Honor/Yellow, Blue, Red, White) for all exhibitors
- 1 Grand Champion award and 1 Reserve Grand Champion ribbon for the Juniors (grades 3-7), and 1 Grand Champion award and 1 Reserve Grand Champion ribbon for the Senior categories
- State Fair Selection ribbons are limited to those in grades 8-12. Judges will choose six exhibits for State Fair Selection ribbons with a maximum of two per category.

2023 FASHION REVUE AWARDS

Grand Champion Junior ..... The Bob Allshouse Family  
 Grand Champion Senior ..... Otsego Go-Getters 4-H Club

**SHOOTING SPORTS**

(Guidelines updated 10/2023)

.22 Rifle Volunteer Superintendent: Brian Thomas 260-577-6767  
 Air Rifle: *No volunteer at the time of printing...call the office to volunteer!*  
 Archery Volunteer Superintendents: Matt Farnham 667-3585  
 Muzzleloader Volunteer Superintendent: Gary Shough 668-2178  
 Shotgun Volunteer Superintendent: Chad Lash 668-2491  
 Check-in: Wednesday, June 19, 4:30-7 PM  
 Judging: Thursday, June 20, time TBD  
 Check-out: Thursday, June 27, 8-9 AM

**Description:** The 4-H shooting sports project teaches safe operation of firearms and archery equipment

**State Fair Entries:** 3 per county; one per exhibit class

**Hands-on Archery Range Participation Guidelines:**

1. Members will meet approximately 6 times to learn safety and the sport of archery on a range. Members are encouraged to provide own bow and arrows, which consist of a longbow, compound bow, or recurve bow.
2. Members will pay a \$15 class fee to cover cost of targets and supplies.

**Hands-on Firearm Range Participation Guidelines:**

1. Members will meet approximately 6 times to learn safety and the sport of shooting on a range.
2. Air rifles, .22's, shotguns, ammunition, targets, and materials will be furnished to members through class fees. Air Rifle costs \$15/member. .22 Rifle costs \$15 member. Shotgun and Muzzleloader are combined disciplines with a class fee of \$30/member.



3. Members may repeat any discipline as many times as they wish, and they may participate in more than one discipline per year.
4. Members will be permitted to advance to the advanced disciplines at the discretion of the project superintendents. It is recommended members either have previously taken a 4-H shooting sports discipline, have previously taken a firearms safety education class such as Hunter Education, be in 6-12 grade, OR show proof of safe weapons handling through a small skills test held by the discipline instructor.
5. Class sizes are limited to 20 members for Air Rifle and .22 Rifle Shotgun/Muzzleloader classes are limited to 10 members. Due to the limitation in class sizes, older 4-H members will get first priority in participating in the advanced disciplines.

**Exhibit Guidelines:**

Submit a 4-H Shooting Sports Record Sheet to the Extension Office on/before the [last business day of May](#).

All posters, notebooks, and display boards must include a reference list indicating where information was obtained, giving credit to the original author, to complete the 4-H member's exhibit. This reference list should/might include web site links, people and professionals interviewed, books, magazines, etc. It is recommended this reference list be attached to the back of a poster or display board, be the last page of a notebook, or included as part of the display visible to the public. A judge is not to discredit an exhibit for the way references are listed.

Posters are to be 22"x28" and displayed horizontally and placed in a clear plastic sleeve or covered with clear plastic to protect contents. Display boards should be designed to sit on a table using no more than 36" of tabletop space. Space should be left in the lower right-hand corner to place an exhibit tag provided by Purdue Extension staff.

Live ammunition is not allowed to be exhibited (no powder or primer). Firearms or ready to shoot bows are not allowed to be exhibited. Unstrung bows are permissible.

An arrow with its arrowhead attached must be displayed in a secure case. An arrowhead without the arrow attached must be displayed in a secure case. An arrow may be displayed unsecured if its arrowhead is removed. Modern broadhead arrows are not allowed to be exhibited.

Displays involving firearms or bows may be exhibited as a photographic display on a poster or in a notebook following grade level guidelines. Handmade items must include information explaining how the item was made and its intended use. Photos are encouraged.

Some county 4-H programs offer in-person shooting instruction, depending on facilities. Disciplines include archery, rifle, shotgun, muzzleloader and pistol. In-person instruction in any of these disciplines must be led by a 4-H certified instructor. While some counties provide an option to exhibit at the county level, there is no state fair exhibit in these specific disciplines. Contact your county 4-H educator to learn about discipline opportunities in your county.

Judges evaluating exhibits should recognize individual differences and creativity, therefore using information in this document as a guide rather than a requirement.

**Exhibit Class Guidelines**

**Beginner (grades 3-5 suggested):** Create an educational poster, notebook or display about a shooting sports topic of choice that is age/grade appropriate.

**Intermediate (grades 6-8 suggested):** Create an educational poster, notebook or display about a shooting

sports topic of choice that is age/grade appropriate. Another option is to create an item to be used when developing shooting sports skills.

**Advanced (grades 9-12 suggested):** Create an educational poster, notebook or display about a shooting sports topic of choice that is age/grade appropriate. Another option is to create an item to be used when developing shooting sports skills. Youth can also design and complete an independent study activity.

**Judging Criteria:** meeting exhibit guidelines, information-accuracy & completeness, workmanship, eye appeal

**Awards given in this project, if exhibits are deemed worthy by the judge:**

- Grade ribbons (Honor/Yellow, Blue, Red, White) for all exhibits
- 1 Champion ribbon (purple) and 1 Reserve Champion ribbon (pink) for EACH exhibit class
- 1 overall Grand Champion award and 1 overall Reserve Grand Champion ribbon for the entire project
- 1 State Fair Selection ribbon for EACH exhibit class

#### 2023 SHOOTING SPORTS AWARDS

Grand Champion..... Mr & Mrs Terry German & Family  
.22 Rifle Safety Award ..... Ronnie Holiday Family  
Archery 3D Tournament Senior High Point ..... Ed Wise Family  
Archery 3D Tournament Junior High Point..... Sevits Tree Service  
Archery Safety Award ..... Big D's Bait & Tackle/Archery  
Shotgun/Muzzleloader Safety Award..... Gary & Kelly Shough

#### SMALL ENGINE

(Guidelines updated 10/2023)

Volunteer Superintendent: Shane Somerlott 668-5163

Check-in: Wednesday, June 19, 4:30-7 PM

Judging: Thursday, June 20, time TBD

Check-out: Thursday, June 27, 8-9 AM

**Description:** The 4-H Small Engine project creates the education and hands-on opportunity for youth to learn about small engines.

**State Fair Entries:** 3 per county; one per exhibit class

#### Exhibit Guidelines:

Submit a 4-H Small Engine Record Sheet to the Extension Office on/before the [last business day of May](#).

All posters, notebooks, and display boards must include a reference list indicating where information was obtained, giving credit to the original author, to complete the 4-H member's exhibit. This reference list should/might include web site links, people and professionals interviewed, books, magazines, etc. It is recommended this reference list be attached to the back of a poster or display board, be the last page of a notebook, or included as part of the display visible to the public. A judge is not to discredit an exhibit for the way references are listed.

Posters are to be 22"x28" and displayed horizontally and placed in a clear plastic sleeve or covered with clear plastic to protect contents. Display boards should be designed to sit on a table using no more than 36" of

tabletop space. Space should be left in the lower right-hand corner to place an exhibit tag provided by Purdue Extension staff.

The actual small engine may be displayed if mounted on a stable base. For safety reasons, all fluids (fuel and oil) must be removed before taking the exhibit inside a building. A notebook is to accompany the engine display and include details and pictures of what was done to the engine.

Judges evaluating exhibits should recognize individual differences and creativity, therefore using information in this document as a guide rather than a requirement.

**Exhibit Class Guidelines:**

**Beginner (grades 3-5 suggested):** Create an educational poster, notebook or display about any small engine topic of choice that is age/grade appropriate or a rebuilt small engine.

**Intermediate (grades 6-8 suggested):** Create an educational poster, notebook or display about any small engine topic of choice that is age/grade appropriate or a rebuilt small engine.

**Advanced (grades 9-12 suggested):** Create an educational poster, notebook or display about any small engine topic of choice that is age/grade appropriate or a rebuilt small engine. Youth can also design and complete an independent study activity.

**Judging Criteria:** subject, accomplishes purpose, attracts interest, workmanship, meets poster requirements, and effective title

**Awards given in this project, if exhibits are deemed worthy by the judge:**

- Grade ribbons (Honor/Yellow, Blue, Red, White) for all exhibits
- 1 Champion ribbon (purple) and 1 Reserve Champion ribbon (pink) for EACH exhibit class
- 1 overall Grand Champion award and 1 overall Reserve Grand Champion ribbon for the entire project
- 1 State Fair Selection ribbon for EACH exhibit class

2023 SMALL ENGINE AWARDS

Grand Champion..... Kain Tool, Inc.

**SOIL AND WATER SCIENCE**

(Guidelines updated 10/2023)

Volunteer Superintendent: Janel Meyer 665-3211 Ext. 3

Check-in: Wednesday, June 19, 4:30-7 PM

Judging: Thursday, June 20, time TBD

Check-out: Thursday, June 27, 8-9 AM

**Description:** The soil and water science project teaches youth about soil, water, and environmental stewardship.

**State Fair Entries:** 3 per county; one per exhibit class

**Exhibit Guidelines:**

Submit a 4-H Soil and Water Science Record Sheet to the Extension Office on/before the [last business day of May](#).

All posters, notebooks, and display boards must include a reference list indicating where information was obtained, giving credit to the original author, to complete the 4-H member's exhibit. This reference list should/might include web site links, people and professionals interviewed, books, magazines, etc. It is recommended this reference list be attached to the back of a poster or display board, be the last page of a notebook, or included as part of the display visible to the public. A judge is not to discredit an exhibit for the way references are listed.

Posters are to be 22"x28" and displayed horizontally and placed in a clear plastic sleeve or covered with clear plastic to protect contents. Display boards should be designed to sit on a table using no more than 36" of tabletop space. Space should be left in the lower right hand corner to place an exhibit tag provided by Purdue Extension staff.

Judges evaluating exhibits should recognize individual differences and creativity, therefore using information in this document as a guide rather than a requirement.

**Exhibit Class Guidelines:**

**Beginner (grades 3-5 suggested):** Create an educational poster, notebook or display about any manual activity or on any soil and water topic of choice that is age/grade appropriate.

**Intermediate (grades 6-8 suggested):** Create an educational poster, notebook or display about any manual activity or on any soil and water topic of choice that is age/grade appropriate.

**Advanced (grades 9-12 suggested):** Create an educational poster, notebook or display about any manual activity or on any soil and water topic of choice that is age/grade appropriate. Youth can also design and complete an independent study activity.

**Judging Criteria:** meeting exhibit requirements (15%), information- accuracy (30%), information- completeness (30%), quality of workmanship (15%), and eye appeal (10%)

**Awards given in this project, if exhibits are deemed worthy by the judge:**

- Grade ribbons (Honor/Yellow, Blue, Red, White) for all exhibits
- 1 Champion ribbon (purple) and 1 Reserve Champion ribbon (pink) for EACH exhibit class
- 1 overall Grand Champion award and 1 overall Reserve Grand Champion ribbon for the entire project
- 1 State Fair Selection ribbon for EACH exhibit class

2023 SOIL AND WATER SCIENCE AWARDS

Grand Champion..... Steuben County Soil & Water Conservation District

## SPORT FISHING

(Guidelines updated 10/2023)

Volunteer Superintendent: *No volunteer at the time of printing...call the office to volunteer!*

Check-in: Wednesday, June 19, 4:30-7 PM

Judging: Thursday, June 20, time TBD

Check-out: Thursday, June 27, 8-9 AM

**Description:** The 4-H sport fishing project teaches safe habits and youth develop an appreciation for natural resources.

**State Fair Entries:** 3 per county; one per exhibit class

### Exhibit Guidelines:

Submit a 4-H Sport Fishing Record Sheet to the Extension Office on/before the [last business day of May](#).

All posters, notebooks, and display boards must include a reference list indicating where information was obtained, giving credit to the original author, to complete the 4-H member's exhibit. This reference list should/might include web site links, people and professionals interviewed, books, magazines, etc. It is recommended this reference list be attached to the back of a poster or display board, be the last page of a notebook, or included as part of the display visible to the public. A judge is not to discredit an exhibit for the way references are listed.

Posters are to be 22"x28" and displayed horizontally and placed in a clear plastic sleeve or covered with clear plastic to protect contents. Display boards should be designed to sit on a table using no more than 36" of tabletop space. Space should be left in the lower right-hand corner to place an exhibit tag provided by Purdue Extension staff.

Judges evaluating exhibits should recognize individual differences and creativity, therefore using information in this document as a guide rather than a requirement.

### Exhibit Class Guidelines:

**Beginner (grades 3-5 suggested):** Create an educational poster, notebook or display about a sportfishing topic of choice that is age/grade appropriate.

**Intermediate (grades 6-8 suggested):** Create an educational poster, notebook or display about a sportfishing topic of choice that is age/grade appropriate. Another option is to create an item to be used when developing sportfishing skills.

**Advanced (grades 9-12 suggested):** Create an educational poster, notebook or display about a sportfishing topic of choice that is age/grade appropriate. Another option is to create an item to be used when developing sportfishing skills. Youth can also design and complete an independent study activity.

**Judging Criteria:** meeting exhibit guidelines, information-accuracy & completeness, workmanship, eye appeal

### Awards given in this project, if exhibits are deemed worthy by the judge:

- Grade ribbons (Honor/Yellow, Blue, Red, White) for all exhibits
- 1 Champion ribbon (purple) and 1 Reserve Champion ribbon (pink) for EACH exhibit class
- 1 overall Grand Champion award and 1 overall Reserve Grand Champion ribbon for the entire project
- 1 State Fair Selection ribbon for EACH exhibit class

2023 SPORT FISHING AWARDS

Grand Champion..... Rick & Donna Rensch

**TRACTOR SAFETY AND OPERATOR SKILLS**

(Guidelines updated 10/2023)

Volunteer Superintendent: Joe Hancock 316-9937

Judging/Driving Contest: Wednesday, June 26, 9 AM, Lions Building Lawn

**Description:** The 4-H tractor and equipment program develops principles of engine operation, hydraulic systems, electrical systems, and safe operation skills.

**State Fair Entries:** Winners of the Junior & Senior levels are eligible for Area competition. Members that qualify at the Area Competition will advance to the State competition.

**Exhibit Guidelines:**

Submit a 4-H Tractor Record Sheet to the Extension Office on/before the [last business day of May](#).

There are two levels:

- a. Junior - grades 3-7
- b. Senior - grades 8-12

Youth will demonstrate their operation skills by driving a tractor and wagon or trailer through an obstacle course as outlined in 4-H 84, Conducting 4-H Operator Safety Contests. Youth will also be judged on safety and ability, take a written quiz, and a parts identification quiz.

The tractor driving contest grade is the project exhibit grade. The operator skills component is an educational and training activity conducted by adult 4-H volunteers. A parent or guardian is encouraged to be present when their child is operating a tractor. The adult 4-H volunteer has the authority to deny a child the opportunity to participate in the operator skills option when it is deemed a child is unable to safely operate a tractor due to size, weight, or any other reason that could place the child and/or others in harm.

**Judging Criteria:**

- Operator’s Contest: starting safety, driving safety, mounting & dismounting safety, other safety, obstacle course, and time
- Parts Identification Quiz
- Written Quiz

**Awards given in this project, if exhibits are deemed worthy by the judge:**

- Grade ribbons (Honor/Yellow, Blue, Red, White) for all contestants
- 1 Champion ribbon (purple) and 1 Reserve Champion ribbon (pink) for EACH level
- 1 overall Grand Champion award and 1 overall Reserve Grand Champion ribbon for the entire project
- Highest scoring individuals may advance to the Area Contest

2023 TRACTOR SAFETY AND OPERATOR SKILLS AWARDS

Grand Champion..... Steuben County Antique Power Association

## VETERINARY SCIENCE

(Guidelines updated 10/2023)

Volunteer Superintendent: *No volunteer at the time of printing...call the office to volunteer!*

Check-in: Wednesday, June 19, 4:30-7 PM

Judging: Thursday, June 20, time TBD

Check-out: Thursday, June 27, 8-9 AM

**Description:** This project provides a hands-on learning experience that helps members learn more about the veterinary science profession.

**State Fair Entries:** 3 per county; one per exhibit class

### Exhibit Guidelines:

Submit a 4-H Vet Science Record Sheet to the Extension Office on/before the [last business day of May](#).

All posters, notebooks, and display boards must include a reference list indicating where information was obtained, giving credit to the original author, to complete the 4-H member's exhibit. This reference list should/might include web site links, people and professionals interviewed, books, magazines, etc. It is recommended this reference list be attached to the back of a poster or display board, be the last page of a notebook, or included as part of the display visible to the public. A judge is not to discredit an exhibit for the way references are listed.

Posters are to be 22"x28" and displayed horizontally and placed in a clear plastic sleeve or covered with clear plastic to protect contents. Display boards should be designed to sit on a table using no more than 36" of tabletop space. Space should be left in the lower right-hand corner to place an exhibit tag provided by Purdue Extension staff.

Judges evaluating exhibits should recognize individual differences and creativity, therefore using information in this document as a guide rather than a requirement.

### Exhibit Class Guidelines:

**Beginner (grades 3-5 suggested):** Create an educational poster, notebook or display about any manual activity or on any veterinary science topic of choice that is age/grade appropriate.

**Intermediate (grades 6-8 suggested):** Create an educational poster, notebook or display about any manual activity or on any veterinary science topic of choice that is age/grade appropriate.

**Advanced (grades 9-12 suggested):** Create an educational poster, notebook or display about any manual activity or on any veterinary science topic of choice that is age/grade appropriate. Youth may also choose to develop a teaching aid, develop a project in conjunction with a veterinarian and present a report about that project and its findings, or another report of your choosing.

**Judging Criteria:** meeting exhibit guidelines, information-accuracy & completeness, workmanship, eye appeal

### Awards given in this project, if exhibits are deemed worthy by the judge:

- Grade ribbons (Honor/Yellow, Blue, Red, White) for all exhibits
- 1 Champion ribbon (purple) and 1 Reserve Champion ribbon (pink) for EACH exhibit class
- 1 overall Grand Champion award and 1 overall Reserve Grand Champion ribbon for the entire project
- 1 State Fair Selection ribbon for EACH exhibit class

2023 VETERINARY SCIENCE AWARDS

Grand Champion.....In Memory of Riley Zimmer

**VIDEO GAMING AND COMPUTER CODING**

(Guidelines updated 10/2023)

Volunteer Superintendent: *No volunteer at the time of printing...call the office to volunteer!*

Check-in: Wednesday, June 19, 4:30-7 PM

Judging: Thursday, June 20, time TBD

Check-out: Thursday, June 27, 8-9 AM

**Description:** The 4-H Video Gaming and Computer Coding project will provide a platform for youth to explore the science behind gaming and coding and convey their findings as a public presentation.

**State Fair Entries:** No entries. This is a county-only project.

**Exhibit Guidelines:**

Submit a 4-H Video Gaming and Computer Coding Record Sheet to the Extension Office on/before the [last business day of May](#).

Both physical and digital exhibits are permitted. Youth are encouraged to use the medium that best suits their learning style. Please put digital submissions on a USB drive for ease of judging in which the exhibit is the only file on the USB drive, and the USB drive is labeled with the exhibitor's name.

All levels (Level 1, grades 3-5; Level 2, grades 6-8; and Level 3, grades 9-12 ): Exhibit a piece (ie. video, animation, presentation, notebook, etc.) that represents a video gaming or computer coding aspect of interest. Youth may consider, but are not limited to, one or more of the suggested topics listed below.

**Suggested Video Gaming and Computer Coding Topics:**

- Video Game Review
- Game System Comparison
- Coding Platform Tutorial
- Collection of Video Game Shortcuts, Passwords, and Secrets
- Benefits of Gaming/Coding
- Video Gaming/Computer Coding Culture
- Video Games as Teaching Tools
- History of Gaming/Coding

All exhibits must include a reference list indicating where information was obtained, giving credit to the original author, to complete the 4-H member's exhibit. This reference list should/might include web site links, people and professionals interviewed, books, magazines, etc. It is recommended this reference list be attached to the back of a physical exhibit or listed on the digital exhibit. A judge is not to discredit an exhibit for the manner in which references are listed.

**Judging Criteria:** title, design components, educational value, and subject matter

**Awards given in this project, if exhibits are deemed worthy by the judge:**

- Grade ribbons (Honor/Yellow, Blue, Red, White) for all exhibits



- 1 Champion ribbon (purple) and 1 Reserve Champion ribbon (pink) for EACH level
- 1 overall Grand Champion award and 1 overall Reserve Grand Champion ribbon for the entire project
- No State Fair Selection ribbons

#### 2023 VIDEO GAMING AND COMPUTER CODING AWARDS

Grand Champion..... The Steffen Family

### WEATHER AND CLIMATE SCIENCE

(Guidelines updated 10/2023)

Volunteer Superintendent: Brandi Foster 316-8182

Check-in: Wednesday, June 19, 4:30-7 PM

Judging: Thursday, June 20, time TBD

Check-out: Thursday, June 27, 8-9 AM

**Description:** Youth will learn information about weather and climate science.

**State Fair Entries:** 3 per county; one per exhibit class

#### Exhibit Guidelines:

Submit a 4-H Weather and Climate Science Record Sheet to the Extension Office on/before the [last business day of May](#).

All posters, notebooks, and display boards must include a reference list indicating where information was obtained, giving credit to the original author, to complete the 4-H member's exhibit. This reference list should/might include web site links, people and professionals interviewed, books, magazines, etc. It is recommended this reference list be attached to the back of a poster or display board, be the last page of a notebook, or included as part of the display visible to the public. A judge is not to discredit an exhibit for the way references are listed.

Posters are to be 22"x28" and displayed horizontally and placed in a clear plastic sleeve or covered with clear plastic to protect contents. Display boards should be designed to sit on a table using no more than 36" of tabletop space. Space should be left in the lower right-hand corner to place an exhibit tag provided by Purdue Extension staff.

Judges evaluating exhibits should recognize individual differences and creativity, therefore using information in this document as a guide rather than a requirement.

#### Exhibit Class Guidelines:

**Beginner (grades 3-5 suggested):** Create an educational poster, notebook or display about any manual activity or on any weather and climate topic of choice that is age/grade appropriate.

**Intermediate (grades 6-8 suggested):** Create an educational poster, notebook or display about any manual activity or on any weather and climate topic of choice that is age/grade appropriate.

**Advanced (grades 9-12 suggest):** Create an educational poster, notebook or display about any manual activity or on any weather and climate topic of choice that is age/grade appropriate. Youth can also design and complete an independent study activity.

**Judging Criteria:** meeting exhibit requirements (15%), information- accuracy (30%), information-completeness (30%), quality of workmanship (15%), and eye appeal (10%)

**Awards given in this project, if exhibits are deemed worthy by the judge:**

- Grade ribbons (Honor/Yellow, Blue, Red, White) for all exhibits
- 1 Champion ribbon (purple) and 1 Reserve Champion ribbon (pink) for EACH exhibit class
- 1 overall Grand Champion award and 1 overall Reserve Grand Champion ribbon for the entire project
- 1 State Fair Selection ribbon for EACH exhibit class

2023 WEATHER AND CLIMATE SCIENCE AWARDS

Grand Champion..... Meleah Longenecker, State Fair Insurance Agency

**WILDLIFE**

(Guidelines updated 10/2023)

Volunteer Superintendent: Britt Holden 665-3653

Check-in: Wednesday, June 34, 6:30-8 PM

Judging: Thursday, June 20, time TBD

Check-out: Thursday, June 27, 8-9 AM

**Description:** This project helps youth learn to identify wildlife, basic wildlife needs, and how wildlife interacts with other wildlife and people.

**State Fair Entries:** 3 per county; one per exhibit class

**Exhibit Guidelines:**

Submit a 4-H Wildlife Record Sheet to the Extension Office on/before the [last business day of May](#).

All posters, notebooks, and display boards must include a reference list indicating where information was obtained, giving credit to the original author, to complete the 4-H member's exhibit. This reference list should/might include web site links, people and professionals interviewed, books, magazines, etc. It is recommended this reference list be attached to the back of a poster or display board, be the last page of a notebook, or included as part of the display visible to the public. A judge is not to discredit an exhibit for the way references are listed.

Posters are to be 22"x28" and displayed horizontally and placed in a clear plastic sleeve or covered with clear plastic to protect contents. Display boards should be designed to sit on a table using no more than 36" of tabletop space. Space should be left in the lower right hand corner to place an exhibit tag provided by Purdue Extension staff.

Judges evaluating exhibits should recognize individual differences and creativity, therefore using information in this document as a guide rather than a requirement.

**Exhibit Class Guidelines:**

**Beginner (grades 3-5 suggested):** Create an educational poster, notebook or display about any manual activity or on any wildlife topic of choice that is age/grade appropriate.

**Intermediate (grades 6-8 suggested):** Create an educational poster, notebook or display about any manual activity or on any wildlife topic of choice that is age/grade appropriate.

**Advanced (grades 9-12 suggested):** Create an educational poster, notebook or display about any manual activity or on any wildlife topic of choice that is age/grade appropriate. Youth can also design and complete an independent study activity.

**Judging Criteria:** meeting exhibit requirements (15%), information- accuracy (30%), information-completeness (30%), quality of workmanship (15%), and eye appeal (10%)

**Awards given in this project, if exhibits are deemed worthy by the judge:**

- Grade ribbons (Honor/Yellow, Blue, Red, White) for all exhibits
- 1 Champion ribbon (purple) and 1 Reserve Champion ribbon (pink) for EACH exhibit class
- 1 overall Grand Champion award and 1 overall Reserve Grand Champion ribbon for the entire project
- 1 State Fair Selection ribbon for EACH exhibit class

**2023 WILDLIFE AWARDS**

Grand Champion..... Sea Dwellers & Friends

**WOODWORKING**

(Guidelines updated 10/2023)

Volunteer Superintendent: *No volunteer at the time of printing...call the office to volunteer!*

Check-in: Wednesday, June 19, 4:30-7 PM

Judging: Thursday, June 20, time TBD

Check-out: Thursday, June 27, 8-9 AM

**Description:** The 4-H Woodworking project provides youth with educational information about wood and how it can be used to construct items.

**State Fair:** 4 per county; one per level

**Exhibit Guidelines:**

Submit a 4-H Woodworking Record Sheet to the Extension Office on/before the [last business day of May](#).

All posters, notebooks, and display boards must include a reference list indicating where information was obtained, giving credit to the original author, to complete the 4-H member's exhibit. This reference list should/might include web site links, people and professionals interviewed, books, magazines, etc. It is recommended this reference list be attached to the back of a poster or display board, be the last page of a notebook, or included as part of the display visible to the public. A judge is not to discredit an exhibit for the way references are listed.

Posters are to be 22"x28" and displayed horizontally and placed in a clear plastic sleeve or covered with clear plastic to protect contents. Display boards should be designed to sit on a table using no more than 36" of tabletop space. Space should be left in the lower right-hand corner to place an exhibit tag provided by Purdue Extension staff.

Judges evaluating exhibits should recognize individual differences and creativity, therefore using information in this document as a guide rather than a requirement.

**Exhibit Class Guidelines:**

**Level 1 (grades 3-4 suggested):** Exhibit one article of choice made during the current 4-H program year demonstrating a minimum of five (5) techniques outlined in the Indiana 4-H Woodworking Tools, Techniques

and Skills Chart 4-H 6875C-W. Exhibits may also include higher level techniques that have been mastered. Any higher-level techniques will not be counted as part of the minimum five, but nevertheless will be evaluated for quality. A woodworking skills sheet is to be submitted with the exhibit for judging. Skills sheets are for judging purposes only and will not be returned to the exhibitor. Youth may also choose to create an educational poster, notebook or display about any manual activity or on any woodworking topic of choice that is age/grade appropriate.

**Level 2 (grades 5-6 suggested):** Exhibit one article of choice made during the current 4-H program year demonstrating a minimum of five (5) techniques outlined in the Indiana 4-H Woodworking Tools, Techniques and Skills Chart, 4-H 6875C-W. Exhibits may also include lower and/or higher-level techniques that have been mastered. Any lower/higher level techniques will not be counted as part of the minimum five, but nevertheless will be evaluated for quality. A woodworking skills sheet is to be submitted with the exhibit for judging. Skills sheets are for judging purposes only and will not be returned to the exhibitor. Youth may also choose to create an educational poster, notebook or display about any manual activity or on any woodworking topic of choice that is age/grade appropriate.

**Level 3 (grades 7-9 suggested):** Exhibit one article of choice made during the current 4-H program year demonstrating a minimum of five (5) techniques outlined in the Indiana 4-H Woodworking Tools, Techniques and Skills Chart, 4-H 6875C-W. Exhibits may also include lower and/or higher-level techniques that have been mastered. Any lower/higher level techniques will not be counted as part of the minimum five, but nevertheless will be evaluated for quality. A woodworking skills sheet is to be submitted with the exhibit for judging. Skills sheets are for judging purposes only and will not be returned to the exhibitor. Youth may also choose to create an educational poster, notebook or display about any manual activity or on any woodworking topic of choice that is age/grade appropriate.

**Level 4 (grades 10-12 suggested):** Exhibit one article of choice made during the current 4-H program year demonstrating a minimum of five (5) techniques outlined in the Indiana 4-H Woodworking Tools, Techniques and Skills Chart, 4-H 6875C-W. Exhibits may also include lower-level techniques that have been mastered. Any lower-level techniques will not be counted as part of the minimum five, but nevertheless will be evaluated for quality. A woodworking skills sheet is to be submitted with the exhibit for judging. Skills sheets are for judging purposes only and will not be returned to the exhibitor. Youth may also choose to create an educational poster, notebook or display about any manual activity or on any woodworking topic of choice that is age/grade appropriate.

**Judging Criteria:**

- Wooden Article: skills, finish, and general
- Poster & Display: effective title, suitable subject & size, attracts interest, subject, accomplishes purpose, mounting on stiff backing, and workmanship

**Awards given in this project, if exhibits are deemed worthy by the judge:**

- Grade ribbons (Honor/Yellow, Blue, Red, White) for all exhibits
- 1 Champion ribbon (purple) and 1 Reserve Champion ribbon (pink) for EACH level
- 1 overall Grand Champion award and 1 overall Reserve Grand Champion ribbon for the entire project
- 1 State Fair Selection ribbon for EACH level

2023 WOODWORKING AWARDS

Grand Champion.....Jim Kain Family

**ZERO-TURN MOWER SAFETY AND OPERATOR SKILLS**

(Guidelines updated 10/2023)

Volunteer Superintendent: Joe Hancock 316-9937

Judging/Driving Contest: Wednesday, June 26, 9 AM, Lions Building Lawn

**Description:** The 4-H zero-turn mower and equipment program develops principles of engine operation, hydraulic systems, electrical systems, and safe operation skills.

**State Fair Entries:** Winners of the Junior & Senior levels are eligible for Area competition. Members that qualify at the Area Competition will advance to the State competition.

**Exhibit Guidelines:**

Submit a 4-H Lawn and Garden Tractor Record Sheet to the Extension Office on/before the [last business day of May](#).

There are two levels: Junior (grades 3-7) and Senior (grades 8-12)

Youth will demonstrate their operation skills by driving a zero-turn mower through an obstacle course as outlined in 4-H 84, Conducting 4-H Operator Safety Contests. Youth will also be judged on safety and ability, take a written quiz, and a parts identification quiz. The operator skills component is an educational and training activity conducted by adult 4-H volunteers. A parent or guardian is encouraged to be present when their child is operating a lawn and garden tractor/zero-turn mower. The adult 4-H volunteer has the authority to deny a child the opportunity to participate in the operator skills option when it is deemed a child is unable to safely operate a lawn and garden tractor/zero-turn mower due to size, weight, or any other reason that could place the child and/or others in harm.

The zero-turn mower driving contest grade is the project exhibit grade.

**Judging Criteria:**

- Operator’s Contest: starting safety, driving safety, mounting & dismounting safety, other safety, obstacle course, and time
- Parts Identification Quiz
- Written Quiz

**Awards given in this project, if exhibits are deemed worthy by the judge:**

- Grade ribbons (Honor/Yellow, Blue, Red, White) for all contestants
- 1 Champion ribbon (purple) and 1 Reserve Champion ribbon (pink) for EACH level
- 1 overall Grand Champion award and 1 overall Reserve Grand Champion ribbon for the entire project
- Highest scoring individuals may advance to the Area Contest

2023 ZERO-TURN MOWER AWARDS

Grand Champion.....M&J Small Engine Repair

## 4-H ANIMAL PROJECT DESCRIPTIONS AND REQUIREMENTS



### GUIDELINES FOR ANIMAL EXHIBITS

(State Guidelines updated 10/2023; County Guidelines updated 10/2023)

1. Each 4-H member shall own his/her 4-H exhibit. Ownership, personal possession, and regular care of the animal must be in effect on or before the county and state enrollment deadlines and continuously until after the 4-H show at the county and/or state fair. Ownership guidelines:
  - a. For 4-H breeding animals: family corporations and/or partnerships of 4-H members with one or more parents, siblings, grandparents, aunts, uncles, or legal guardians are acceptable.
  - b. For 4-H dairy cattle: family corporations and/or partnerships of the 4-H member with unrelated persons or dairy operations are also acceptable.
  - c. Dairy cows (as long as the animal is being shown by the same 4-H'er from 2020 and forward) and heifers, horses, ponies, alpacas and llamas may be leased subject to approval of both the county 4-H dairy, horse and pony, or llama committee and the respective County Extension Educator. 4-H animals (horse and pony, dairy, alpacas and llamas are only eligible to be leased by a single 4-H member in a 4-H program year.
  - d. 4-H animals are expected to be in the possession and regular care of the 4-H member who owns/leases them (unless other arrangements have been agreed upon by the County 4-H Extension Educator) from the animal ID deadline until the conclusion of the county and/or state fair.
  - e. 4-H market animals and commercial animals must be individually identified and verified under the supervision of the county 4-H program at county identification events by May 15th. These species include market lambs and commercial ewes, dairy wethers, dairy feeder steers, dairy beef steers, beef steers, market and commercial heifers, meat goat wethers, and market wether dams.
  - f. 4-H animals purchased, sold or offered for sale after the ID deadline and prior to the Indiana State Fair (including animals that have gone through a "Premium Only Auction"), shall not be eligible to show in the 4-H show at the Indiana State Fair. Sale of products of animals (milk, cheese, wool, etc.) in lieu of the animal, are considered equivalent to a "Premium Only Auction."
  - g. 4-H animals exhibited after the May 15 State 4-H animal ID deadline at any show by anyone other than the individual whose 4-H enrollment record is connected to the ID of the animal in Indiana 4-H Online will not be eligible to be shown in the 4-H show at the Indiana State Fair. This term/condition does not apply to siblings and parents, who may show each other's animals at any show during the year without jeopardizing State Fair eligibility. 4-H animals that are selected by 4-H Extension Staff or 4-H Adult Volunteers for use in supreme showmanship contests (Master Showmanship, Round Robin, etc.) may be used in those county events without jeopardizing State Fair eligibility. This policy applies to all 4-H animal projects. For animal projects without state ID deadlines, the person who enters them in the Indiana State Fair 4-H show is the equivalent of the owner of the animals.
  - h. Temporary guardianships established for the intent of animal exhibition or grooming purposes are not permitted and shall result in immediate disqualification.
  - i. See State Fair Terms and Conditions for the Indiana State Fair species ownership guidelines.
2. A single animal can only be included in one 4-H Online family profile. Animals should not be duplicated within a family (ie. the same calf on two siblings).
3. All of the following livestock: Beef, Dairy, Dairy Beef, Feeder Calves, Goat, Sheep, and Swine, must be housed on property with a State assigned Premise ID. Premise ID numbers are required at the time of animal identification.
4. All youth who attend a pre-approved educational workshop in Steuben County prior to the [last business day of May](#) may use the workshop as a record sheet replacement for the species they plan to exhibit. Attendance

will be taken at each workshop to verify fulfillment of the learning opportunity. If member cannot attend a workshop for the species they plan to exhibit, they can complete a record sheet as in the past, due on the [last business day in May](#).

5. **QLC/YQCA Class Required** – To exhibit beef cattle, dairy cattle, swine, sheep, goats, poultry, and rabbits (everything except for horses, cats and dogs), 4-H members must be certified through either an in-person Indiana 4-H Quality Livestock Care (QLC) class or online Youth for the Quality Care of Animals (YQCA) class. This educational opportunity will ensure 4-H members learn about quality assurance and best management practices with their animals. The goals of having 4-H member complete a QLC/YQCA training includes ensuring that: 1) Youth will be more prepared to be ambassadors for animal agriculture in their role as youth livestock exhibitors. 2) Animals from youth livestock programs are treated with utmost care. 3) 4-H members are contributing to a safe, wholesome food supply. Trainings will be announced each year via 4-H Newsletter. There is a fee to complete trainings.
6. Each member is responsible for keeping their pen and aisle area clean at all times. At the time the animal is removed from the fairgrounds, stalls/pens shall be clean.
7. Members having an entry in animal classes are expected to show their own animals. In cases where this cannot be done (injury or illness of member, member having more than one animal in the same class, or member having another showing conflict such as another 4-H livestock show or 4-H presentation), the animal may be shown by another Steuben County 4-H member, but must have prior approval from the superintendent for the class in which the animal is to be shown. For Horse and Pony, this only applies to halter classes.
8. If the health of an animal appears questionable to the superintendent or the committee, the right to isolate or hold the animal in question outside the barn until clearance is given by a veterinarian, is reserved.
9. If an animal dies, or is too sick to exhibit at the fair, a slip from the veterinarian or a written explanation is to be turned in to the, 1) Barn Superintendent, 2) Extension Office and 3) with the completed record sheet in order for the project to be complete. Another animal may NOT be substituted. This applies to large and small animals.
10. When there is only one or a few animals in a class and the judge does not award any blue ribbons, no honor ribbons or champion ribbons will be awarded.
11. Any animal showing in registered classes must have registration papers.
12. County Born and Raised Classes: animals exhibiting in these classes must be born and raised in Steuben County, Indiana.
13. No leased animals in any livestock project (exception horse & pony and dairy) shall be exhibited at the county fair.
14. Only [active Indiana](#) 4-H members, immediate family (father, mother, step-mother, step-father, sister, brother, aunt, uncle, grandmother, grandfather), legal guardians, 4-H leaders, and project superintendents will fit an animal to be shown in any livestock class, or the animal will not be allowed to show. See Horse and Pony rules for Horse and Pony guidelines.
15. Tampering, altering, and/or misrepresentation relative to any exhibit is prohibited. This prohibited activity includes but is not limited to breeding, age, ownership, and/or method of preparation completion. Example: coloring which alters or misrepresents breed characteristics, pumping, attaching hair/hair substitutes, or filling. EXCEPTION: Hair may be added to the tails of horses and ponies.
16. Unethical fitting of animal exhibits is defined as the administration of any natural or foreign substance (to include, but not limited to drugs, blood, oils, steroids, air, chemical substances) or performance of any surgical or non-surgical procedure altering the animal's configuration or natural conformation of any part of the animal's body, or rendering its tissues unfit for human consumption and is prohibited. EXCEPTIONS: hoof trimming, dehorning, removal of hair, manipulation of normally attached hair, castration, branding, tattooing, ear-notching, docking of tails on sheep and swine, and coloring, which does not alter or misrepresent breed characteristics.
17. The 4-H market animals shall NOT contain any identifiable or unidentifiable foreign substance, including drugs, steroids, or chemicals, greater than those standards established by the USDA OR FDA as permissible

for sale for consumption as human food both on day of show and day of shipment to market from the county fair. Test samples collected from any 4-H animal exhibit shall be free of any foreign substance, including any steroids, drugs, or chemicals affecting the central nervous system (i.e. stimulants, depressants, or pain killers).

18. The Steuben County 4-H Fair Board reserves the right to examine and/or test any 4-H animal exhibit for any tampering, altering, unethical fitting, misrepresentation, natural or foreign substance, to include, but not limited to artificially introduced air, blood, oil, drugs, steroids or chemicals. The submission of any 4-H entry to the county fair by an exhibitor expressly grants the Steuben County 4-H Fair Board, its directors, and/or Extension Educators the right to conduct such tests. Refusing such tests will result in disqualification and forfeiture of all awards.
19. If a 4-H'er is suspected of tampering or unethical fitting, a grievance may be filed within 24 hours of the specific livestock judging. See general 4-H rules for grievance procedures.
20. Penalties: If a violation occurs, the exhibitor in question is disqualified and forfeits all trophies, awards, and auction monies, and must reimburse the 4-H Fair Board for all expenses incurred. The exhibitor will be barred from any future competition at the Steuben County 4-H Fair for a determined period of time, which may include a lifetime suspension from competition. The exhibit will not be sold. If already sold, the exhibitor shall refund and return all sale proceeds in excess of market value to the Steuben County 4-H Fair Board Association. At the discretion of the Steuben County 4-H Fair Board, the money will be returned to the sale buyer or otherwise donated to the Steuben County 4-H Fair Board General Fund.
21. Superintendents will post consignment/support/floor prices no later than 8 pm Monday evening of the fair, unless other arrangements are approved by the 4-H Fair Board.
22. Livestock Release: Any livestock not being consigned or sold in the 4-H auction or may leave the fairgrounds after the large animal supreme showmanship contest, only after their pen is cleaned. At the discretion of the barn superintendent, leaving before the end of the large animal supreme showmanship contest, or not cleaning pens, will result in a \$25 fine per pen/stall.

#### **HEALTH REGULATIONS FOR LIVESTOCK EXHIBITION**

##### **General Requirements for all Species**

1. Failure to meet all animal health requirements will result in removal of animals from the exhibition premises.
2. The following animals are not eligible for exhibition in Indiana:
  - a. Animals that originate from a herd that is under quarantine.
  - b. An animal prohibited from exhibition under any law or order.
  - c. Any animal classified as brucellosis "suspect".
  - d. Animals showing symptoms of any infectious or communicable disease or that is otherwise a health hazard to people or other animals.
  - e. Any animal that does not meet state animal health requirements.
3. Any animal that develops or shows signs of any infectious or communicable disease during exhibition must be removed from the premises including surrounding exhibition grounds. An owner who is disputing the exclusion of their animal from exhibition may not exhibit the animal in question pending any appeal.
4. Steuben County 4-H does not require a health certificate for animals originating **within the state of Indiana** which are selected to exhibit at the Steuben County 4-H Fair, unless noted in the individual project requirements.
5. For animals that originate **outside the State of Indiana**, the exhibitor must have a properly completed official certificate of veterinary inspection (CVI, commonly known as "health papers") for the animal. The CVI requirement applies to all domestic animals (except for fish). A certificate of veterinary inspection on any animal coming from outside Indiana for exhibition in Indiana is valid for 30 days from the date it is issued by a veterinarian. CVI's accompanying animals for exhibition must be completed by a licensed and accredited veterinarian who has personally inspected the animals. CVI's must clearly include a description of each animal including the age, sex, and breed of the animal, and the official, individual identification.



6. **Out-of-state** swine and cattle attending an Indiana exhibition with an electronically-issued certificate of veterinary inspection do not need a pre-entry movement permit. Those with a paper-issued certificate of veterinary inspection must have a pre-entry movement permit number noted on the certificate of veterinary inspection. Permits are available online at <http://www.in.gov/boah/2661.htm>. CVI's for all swine and cattle going to the Indiana State Fair must have the import permit number for the 2024 Indiana State Fair, "INSF24", written on the certificate.
7. **Out-of-state** poultry and hatching eggs attending an Indiana exhibition must be accompanied by one of the following documents.
  - a. An official certificate of veterinary inspection completed by a licensed and accredited veterinarian within 30 days immediately prior to the animals entering Indiana.
  - b. If the poultry or hatching eggs are from a flock participating in the National Poultry Improvement Plan (NPIP), they may move with the appropriate NPIP inspection/testing/participation certificate of records.
8. A copy of the official certificate of veterinary inspection for each out-of-state animal exhibited must be on file at the state veterinarian's office prior to the opening day of the exhibition.
9. All exhibition animals must be permanently and individually identified by an acceptable method. Official ear tags are tags approved by the USDA. Official ear tags must bear the US shield to be considered official identification. Official identification acceptable for specific species of livestock exhibited in Indiana are as follows:
  - a. Swine: official 840 ear tag (electronic –RFID or visual tag); NUES tag, plastic or steel; official premises ID number ("PIN") tag; ear notch, if the notch has been recorded in the book of record of a purebred registry association; or tattoo, if the tattoo is registered with a swine registry association
  - b. Cattle: 840 tags (15 digits, beginning with 840) may or may not be RFID; NUES (brite) tags, steel or plastic; or official USDA program tags, such as orange calfhood vaccination tags
  - c. Sheep and Goats: scrapie program flock tags; electronic implant (goats only) for breed-registered animals only when noted on registration paperwork; tattoo, if accompanied by registration papers with tattoo noted; tattoo of the scrapie flock ID number along with an individual animal ID number; wethers younger than 18 months of age must bear a unique, permanent ID of any form (not necessarily an official/scrapie tag)
  - d. Horses: physical description of the animal including name, age, breed, color, gender, distinctive markings, cowlicks, scars, blemishes, biometric measures, brands, tattoos, etc.; digital photographs; or USDA-approved electronic implant (microchip)
  - e. If any additional identification other than the official identification is present, one of the additional identifications should also be listed on the certificate of veterinary inspection.
10. All tests required for exhibition must be conducted at the Animal Disease Diagnostic Laboratory (ADDL) at Purdue University, a laboratory approved by the Indiana Board of Animal Health or a state-federal-approved laboratory.



## 2024 4-H Animal Identification Requirements

4HOnline is a statewide system in which the information transfers to the Indiana State Fair. If you plan to exhibit at the county level only, you will still see fields in 4HOnline that say "required." County-only participants may type the equivalent number of zeros in the fields that do not apply to them (i.e. RFID field would need 15 zeros). **If you plan to exhibit at the Indiana State Fair, complete every field with the appropriate requirement.**

	For Steuben County 4-H Fair	For Indiana State Fair	Max # to Enroll as Potentials in 4HOnline	Animal ID Due in 4HOnline
<b>Beef Steers and Dairy Beef Steers</b>	840-RFID Tag and 5-digit County Tag	840-RFID Tag and 5-digit County Tag and DNA Hair Sample	10 Steers Total	May 15
<b>Beef, Commercial Heifers and Market Heifers</b>	840-RFID Tag and 5-digit County Tag	840-RFID Tag and 5-digit County Tag and DNA Hair Sample	10 Heifers Total	May 15
<b>Beef, Registered Heifers</b>	840-RFID tag and Tattoo	840-RFID tag and Tattoo and DNA Hair Sample	10	May 15
<b>Beef Feeders, Dairy Feeder Steers, and Started Calves (Started Calves are called "Dairy Feeder Steers" in 4HOnline)</b>	840-RFID and 5-digit County Tag	<i>Only Dairy Feeder Calves can exhibit at the Indiana State Fair; Registered heifers born 1/1-3/31 may dual enroll as Beef Feeders for county exhibition and Registered Heifers for Indiana State Fair exhibition (see ID above)</i> 840-RFID Tag and 5-digit County Tag and DNA Hair Sample	10	May 15
<b>Cat</b>	n/a	Physical Description	n/a	n/a
<b>Dairy Cattle</b>	840-RFID tag	840-RFID tag and Registered Name with Registration Number (or Dam's Registration Number) and DNA Hair Sample	40	May 15
<b>Dog</b>	n/a	Physical Description	n/a	n/a
<b>Dairy Goat Does, Registered Does, Unregistered Wethers</b>	Breed Registry Tattoo Official USDA Scrapie Tag or Tattoo 5-digit County Tag (or tattoo for LaManchas)	Breed Registry Tattoo Not Eligible for Indiana State Fair 5-digit County Tag or Tattoo	40 Dairy Goats Total	May 15
<b>Meat Goat Wethers</b>	5-digit County Tag	840-RFID Tag and 5-digit County Tag and DNA Hair Sample	40 Meat Goats Total	May 15
<b>Does, Registered</b>	Breed Registry Tattoo	Breed Registry Tattoo and DNA Hair Sample		
<b>Does, Unregistered (Wether Dams)</b>	5-digit County Tag	840-RFID Tag and 5-digit County Tag and DNA Hair Sample		
<b>Pygmy Goats Registered Unregistered</b>	Breed Registry Tattoo or Microchip 5-digit County Tag or Official USDA Scrapie Tag or Tattoo	Breed Registry Tattoo or Microchip Official USDA Scrapie Tag or Official Scrapie Tattoo	40 Pygmy Goats Total	May 15
<b>Horse and Pony</b>	Birthdate, Breed, Colors and Markings, Height, and 2 colored photos uploaded in 4HOnline (full body image with face and all 4 feet)	Birthdate, Breed, Colors and Markings, Height, and 2 colored photos uploaded in 4HOnline (full body image with face and all 4 feet)	20	May 15
<b>Poultry</b>	Google Form: bird types you plan to show	Breed, Variety, and Gender	n/a	n/a
<b>Rabbit Bucks and Does Fryers, Roasters, Stewers</b>	Tattoo Tattoo	Physical Description Physical Description	n/a	n/a
<b>Sheep Market Lambs</b>	5-digit County Tag	840-RFID Tag and 5-digit County Tag and DNA Hair Sample	30 Sheep Total	May 15
<b>Commercial Ewes</b>	5-digit County Tag or Farm Flock Tag or Official USDA Scrapie Tag	840-RFID Tag and 5-digit County or Official Scrapie Tag and DNA Hair Sample		
<b>Registered Ewes</b>	Farm Flock Tag or Official USDA Scrapie Tag	840-RFID Tag and Registration ID and DNA Hair Sample		
<b>Swine</b>	County Tag and at least 1 colored photo uploaded in 4HOnline in the ear notch section (with ear notches and/or ear with required ear tags)	840-RFID Tag and Ear Notch and DNA Hair Sample	15 Gilts 15 Barrows	May 15

**LIVESTOCK SKILL-A-THON EVENT**

Volunteer Superintendent: Tami Mosier 260-668-1000 Ext. 1400

Event: Wednesday, June 26, 11 AM

**Description:** The 4-H Livestock Skill-a-thon Event is designed to challenge youth and serve as a check-point in their industry knowledge as they test their knowledge in the areas of feed, equipment, breeds, anatomy, meat cuts, and animal husbandry practices.

There will be three levels of competition – Junior (grades 3-5), Intermediate (grades 6-8), and Senior (grades 9-12).

There will be an individual winner for each species for each division/level of competition (ie. Sheep Junior Champion) as well as an overall winner for each division/level (ie. Beginner Livestock Skill-A-Thon Champion).

The Skill-A-Thon is open to all 4-H youth, regardless of their level of expertise and/or other project enrollment (ie. A 4-H member who has an interest in Horse and Pony but is not a member of the Horse and Pony project may compete in any or all species categories of the Skill-A-Thon.)

Species include: Beef, Cat, Dairy, Dog, Goat, Horse, Poultry, Rabbit, Sheep, and Swine.

**2023 LIVESTOCK SKILL-A-THON AWARDS**

Overall Senior Champion (banner).....	Michael and Brandi Foster and Family
Overall Intermediate Champion (banner).....	Schworm Cattle
Overall Junior Champion (banner) .....	Steuben County Department of Child Services
Individual Species Champions for all divisions.....	Blonde Family Farms
.....	M&J Small Engine Repair
.....	Patchwork Acres LLC – Myers Family

**BEEF**

Volunteer Superintendent: Trenton Knox 624-5767

Check-in: Friday, June 21, 8 AM-Noon

Judging: Sunday, June 23, 10 AM

**Description:** 4-H Beef project provides youth with a fun and hands-on learning experience which develops skills in nutrition, health care, and animal husbandry. Responsibility, goal setting, record keeping, problem solving, personal safety, disease prevention, and decision making are just a few of the many life skills gained in 4-H animal projects.

**State Fair:** All animals for State Fair entry must be properly identified and enrolled. State Fair entry runs March 1-July 1 at the lowest cost with increased department fees July 2-July 31 and an additional increase August 1 through the day of show.

**HEALTH REGULATIONS FOR CATTLE EXHIBITION**

1. See general requirements for all species.
2. Cattle from Indiana do not need a brucellosis test or a tuberculosis test for exhibition in Indiana.
3. The following cattle from outside the state must test negative for tuberculosis within 60 days prior to the date of arrival to the exhibition:
  - a. Cattle from states that are not designated tuberculosis free by the U.S. Department of Agriculture

must meet additional requirements for entry into Indiana. Contact the Indiana Board of Animal Health for specific information.

4. Cattle from outside the state do not need a brucellosis test as long as the state of origin is classified as brucellosis free by the U.S. Department of Agriculture.
5. All cattle, including Indiana cattle, that are to be offered for sale at an exhibition must have necessary testing and other requirements completed within 30 days prior to the sale date.
6. No cattle may be exhibited that are showing signs of warts or ringworm.

#### EXHIBIT REQUIREMENTS:

1. All 4-H general rules and livestock rules apply.
2. It is mandatory for all animals to be at the spring ID day on the stated date and time and properly identified via 4HOnline (<https://v2.4honline.com>). Animals will be weighed, ear-tagged, and screened. If necessary, alternate arrangements can be requested in advance. Purebred animals must have a readable ear tattoo identical to the one recorded on their registration certificate by May 15. It is recommended to bring registration papers to the spring ID Day. Breed verification requires a certificate or a copy of the application for registration (that meets the breed's requirement for breed purity) for each steer/heifer and legible tattoo that is dry.
- ~~2-3.~~ Steers & heifers will be weighed and screened at fair check-in, to determine show classes. Animals must be weighed immediately after unloading. Weighing of animals will be done only ONCE.
- ~~3-4.~~ Animals not broke to lead or with questionable behavior will be screened for show at time of Fair weigh-in. Beef and Dairy Beef superintendents will make the final determination of questionable behavior of the animal at the fair.
- ~~4-5.~~ Showmanship is not required, but it is highly encouraged. Beef and Dairy Steer members will show against one another in Finished Calf Showmanship Classes. 4-H'ers may show in both Finished Calf and Feeder Calf Showmanship contests, provided they have exhibits in both types of projects.
- ~~5-6.~~ Beef Members must indicate their auction intent to the project superintendent at check-in. Members may sell one beef steer or one market heifer.
- ~~6-7.~~ All pens will be assigned by the superintendent with those members in attendance at pre-fair clean-up and set-up getting first preference.
- ~~7-8.~~ During the fair animals are to be double tied with a halter and a neck tie. There are to be no chains around the animal's neck. Animals must be tied short enough that they are not in the walkways.
- ~~8-9.~~ Each 4-H member must have divider gate no longer than eight feet to separate their animals from those belonging to others. This is especially important if on an open end and/or near an aisle.
- ~~9-10.~~ The Clean Pen Award will be awarded at the discretion of the superintendent.
- ~~10-11.~~ Submit a 4-H Beef Record Sheet to the Extension Office on/before the last business day of May.

#### SHOW CLASS ORDER – each animal can only show in one class and must be identified as such in FairEntry

1. Breeding Heifer Classes
  - a. Registered Breeding Heifers
  - b. Commercial Breeding Heifers (non-registered and crossbred)
  - ~~b-c.~~ Steuben County Born and Raised Breeding Heifers-
2. Market Classes:
  - a. Registered Market Steers
  - b. Crossbred Market Steers
  - c. Market Heifers
  - ~~e-d.~~ Steuben County Born and Raised Market Steers and Market Heifers
3. Showmanship classes

#### BEEF RATE-OF-GAIN CONTEST

1. Animal must be beef; dairy beef is not included in this contest.

2. Open to all 4-H Beef members.
3. Animal must be weighed at the Spring ID day and shown at the Fair.

**Awards given in this project, if exhibits are deemed worthy by the judge:**

- Grade ribbons (Honor/Yellow, Blue, Red, White) for all exhibits
- 1 Champion ribbon (purple) and 1 Reserve Champion ribbon (pink) for EACH class of Breeding Heifers and Market Classes (if there is more than 1 weight division)
- 1 Grand Champion award and 1 Reserve Grand Champion award for Breeding Heifers
- 1 Grand Champion award and 1 Reserve Grand Champion award for Market Beef
- 1 Champion ribbon (purple) for Showmanship in EACH division; all other participants should receive a Participation ribbon

**2023 BEEF AWARDS**

Grand Champion Market Beef Banner .....	In Memory of Chad Shively
Grand Champion Market Beef Trophy .....	Creager Farms
Reserve Grand Champion Market Beef Banner .....	Michael & Brandi Foster & Family
Reserve Grand Champion Market Beef Trophy .....	Henney Farms
Grand Champion Breeding Heifer Banner .....	Ernsberger Insurance
Grand Champion Breeding Heifer Trophy .....	Tom & Ginny DeBrunner
Reserve Grand Champion Breeding Heifer Trophy .....	Fred & Pat Penick
Finished Calf Junior Showman .....	G & L Storage
Finished Calf Intermediate Showman .....	Mitch & Denise Buell
Finished Calf Senior Showman .....	Kay Kunce-Coldwell Banker, Real Estate Group
Finished Calf Champion of Champions Showman .....	Carper Farm Supply, Inc.
Rate of Gain .....	Tom Hoover Family
Clean Pen Award .....	Morgan Snyder

**CAT**

Volunteer Superintendent: *No volunteer at the time of printing...call the office to volunteer!*

Check-in and Judging: [Saturday, June 22, 2 PM](#)

**Description:** The 4-H Cat project provides youth a fun and hands-on learning experience that develops life skills, as well as teaches valuable information about properly caring for their animal. Subjects such as general care, nutrition, housing, and health care are presented in the curricular materials. Youth also have the opportunity to develop responsibility, decision making, and nurturing skills through active participation in the 4-H Cat project.

**State Fair:** All animals for State Fair entry must be properly identified and enrolled. State Fair entry runs March 1-July 1 at the lowest cost with increased department fees July 2-July 31 and an additional increase August 1 through the day of show.

**HEALTH REGULATIONS FOR CAT EXHIBITION**

1. See general requirements for all species.
2. Each cat presented for exhibition must be accompanied by a certificate of vaccination or other statement that is signed by a licensed and accredited veterinarian and that indicates the vaccinations each animal has been given. A certificate of veterinary inspection may be used to document vaccinations but is not required.
3. All cats over 3 months of age must be vaccinated for rabies by a licensed, accredited veterinarian in accordance with the state rabies vaccination law.

PROJECT REQUIREMENTS:

1. All 4-H general rules and livestock rules apply
2. Each member may show their own or family cat and/or kitten.
3. Cat or kitten must be in possession of member by May 15 of the year it is shown.
4. Veterinarian inoculation slips must be stapled to the Certificate of Vaccination sheet. Refer to health regulations for cats.
5. The cat/kitten may be either purebred or a mixed breed pet; they do not need to be registered.
6. Cats/kittens must be fed and cared for by member.
7. Submit a 4-H Cat Record Sheet to the Extension Office on/before the [last business day of May](#).
8. A Certificate of Vaccination (4-H 777) must also be completed and turned in on the [last business day of May](#).

EXHIBIT REQUIREMENTS:

1. Exhibit your feline at the 4-H Fair Cat Show.
2. Cats/kittens to be entered in one of two classes:
  - a. Kittens: 4 to 8 months old [at the start of the county 4-H fair](#)
  - b. Adults: Over 8 months old [at the start of the county 4-H fair](#)
3. Optional Classes
  - a. Showmanship
  - b. Carrier Decoration Contest
  - c. Cat Costume Contest
4. A member may exhibit only one feline per class.
5. No cats/kittens will be left overnight at the Fair.
6. At the Cat Show, each feline shall wear a collar or harness and be leashed by the member who has cared for the animal and completed the record sheet.
7. The member must stay and watch their feline being judged. If the animal is not on the judging table at the time the class is judged, it will not be judged.
8. Cat's nails must be trimmed for safety of member and judge.
9. The Senior Showmanship winner may compete in the Small Animal Supreme Showmanship Contest.

**Awards given in this project, if exhibits are deemed worthy by the judge:**

- Grade ribbons (Honor/Yellow, Blue, Red, White) for all exhibits
- 1 Champion ribbon (purple) and 1 Reserve Champion ribbon (pink) for Cat, and 1 Champion ribbon (purple) and 1 Reserve Champion ribbon (pink) for Kitten
- 1 overall Grand Champion award and 1 overall Reserve Grand Champion award for the entire project
- 1 Champion ribbon (purple) and 1 Reserve Champion ribbon (pink) for Carrier Decoration, and 1 Champion ribbon (purple) and 1 Reserve Champion ribbon (pink) for Costume
- 1 Champion ribbon (purple) for Showmanship in EACH division; all other participants should receive a Participation ribbon

2023 CAT AND KITTEN AWARDS

Grand Champion Banner .....	Rick & Donna Rensch
Grand Champion Trophy .....	Paws'n Purrs Pet Grooming, Inc.
Reserve Grand Champion Trophy .....	In Memory of Richard & Roberta Sapp
Junior Showman.....	Kain Tool, Inc.
Intermediate Showman .....	All Paws & Claws Veterinary Clinic
Senior Showman .....	Barbara Favourite

## DAIRY

Volunteer Superintendent: Lindsay Clark 260-316-3972, Stacy Bachelor 260-350-8456

Check-in: Friday, June 21, 8 AM-Noon

Check-in of Lactating Dairy Cows: Saturday, June 22, 8-10 AM

Judging: Saturday, June 22, 4 PM

**Description:** 4-H cattle projects provide youth with a fun and hands-on learning experience which develops skills in nutrition, health care, and animal husbandry. Responsibility, goal setting, record keeping, problem solving, personal safety, disease prevention, and decision making are just a few of the many life skills gained in 4-H animal projects.

**State Fair:** All animals for State Fair entry must be properly identified and enrolled. State Fair entry runs March 1-July 1 at the lowest cost with increased department fees July 2-July 31 and an additional increase August 1 through the day of show.

### HEALTH REGULATIONS FOR CATTLE EXHIBITION

1. See general requirements for all species.
2. Cattle from Indiana do not need a brucellosis test or a tuberculosis test for exhibition in Indiana.
3. The following cattle from outside the state must test negative for tuberculosis within 60 days prior to the date of arrival to the exhibition:
  - a. Cattle from states that are not designated tuberculosis free by the U.S. Department of Agriculture must meet additional requirements for entry into Indiana. Contact the Indiana Board of Animal Health for specific information.
4. Cattle from outside the state do not need a brucellosis test as long as the state of origin is classified as brucellosis free by the U.S. Department of Agriculture.
5. All cattle, including Indiana cattle, that are to be offered for sale at an exhibition must have necessary testing and other requirements completed within 30 days prior to the sale date.
6. No cattle may be exhibited that are showing signs of warts or ringworm.

### EXHIBIT REQUIREMENTS:

1. All 4-H General Rules and Livestock Rules apply. Read and follow the Health Regulations for your species as listed in this fair book. Indiana State Fair rules will be implemented in circumstances in which clarity is not provided through the Steuben County 4-H Dairy Project regulations and/or requirements.
2. An individual may enroll and show more than one breed in the Dairy project. Grade and purebred animals will be shown in separate classes. Champion ribbons will be awarded in both registered and grade classes.
3. Records start January 1 or May 15, depending on the age of the animals.
4. All dairy animals (owned and leased) must have been identified in 4HOnline (<https://v2.4honline.com>) by May 15 in order to exhibit.
5. All dairy members showing grade animals are required to submit a color photograph of the animal showing the head, face, and 4 feet by May 15 with dairy identification in 4HOnline.
6. Acceptable ownership is the 4-H member's name as owner or partial owner on the certificate of registration.
7. Members may exhibit only one animal in each class.
8. Dairy members must indicate their auction intent to the superintendent at check-in.
9. Submit a 4-H Dairy Record Sheet to the Extension Office on/before the [last business day of May](#).

### SHOW CLASS ORDER (Grade & Registered):

1. Spring Heifer (at least 4 months old).....Born 3/1/2024-4/30/2024
2. Winter Heifer .....Born 12/1/2023-2/29/2024
3. Fall Heifer .....Born 9/1/2023-11/30/2023
4. Summer Yearling .....Born 6/1/2023-8/31/2023

5. Spring Yearling.....Born 3/1/2023-5/31/2023
6. Winter Yearling .....Born 12/1/2022-2/28/2023
7. Fall Yearling (non-lactating).....Born 9/1/2022-11/30/2022
8. Junior 2 Year Old Cow .....Born 3/1/2022-8/31/2022
9. Senior 2 Year Old Cow.....Born 9/1/2021-2/29/2022
10. 3 Year Old Cow .....Born 9/1/2020-8/31/2021
11. 4 Year Old & Over Cow .....9/1/2019 to 8/31/2020
12. 5 Year Old & Over Cow ..... Born prior to 8/31/2019
13. Dry Cow.....Must have gone through 1 lactation
14. Showmanship (Junior, Intermediate & Senior)

**JUDGING PROCEDURES:**

1. Junior and Senior Champions are picked out of the top two animals of each class.
2. Junior Champion is selected from the Spring Heifer, Winter Heifer, Fall Heifer, Summer Yearling, Spring Yearling, Winter Yearling, and Fall Yearling (non-lactating) classes.
3. Senior Champion is selected from the Junior 2 Year Old Cow, Senior 2 Year Old Cow, 3 Year Old Cow, 4 Year Old Cow, and Aged Cow classes.
4. Grand Champion and Reserve Grand Champion winners are selected from Junior and Senior Champions.
5. Supreme Grand Champion of the Show is open to all registered and grade Dairy champions.

**Awards given in this project, if exhibits are deemed worthy by the judge:**

- Grade ribbons (Honor/Yellow, Blue, Red, White) for all exhibits
- 1 Champion ribbon (purple) and 1 Reserve Champion ribbon (pink) for EACH breed of heifers/cows (ie. Champion Holstein Heifer, Champion Holstein Cow, Champion Jersey Heifer, Champion Jersey Cow, etc.)
- 1 Grand Champion award and 1 Reserve Grand Champion award for EACH breed (ie. Grand Champion Holstein)
- 1 overall Supreme Grand Champion award for the entire project
- 1 Champion ribbon (purple) for Showmanship in EACH division; all other participants should receive a Participation ribbon

**2023 DAIRY AWARDS**

Supreme Grand Champion of Breeds Banner.....	In Memory of Earl & Merry Rowdabaugh
Grand Champion Registered Ayrshire Banner .....	Fish Creek Guernseys and Hoover Farms
Grand Champion Registered Ayrshire Trophy .....	Fish Creek Guernseys and Hoover Farms
Grand Champion Registered Brown Swiss Banner .....	Stoy Farms
Grand Champion Registered Brown Swiss Trophy .....	Hadley Hicks
Grand Champion Registered Guernsey Banner .....	Bachelor Farms
Grand Champion Registered Guernsey Trophy .....	Fish Creek Guernseys
Grand Champion Registered Holstein Banner.....	Tom and Megan Stoy
Grand Champion Registered Holstein Trophy .....	Dianna Penick & Family
Reserve Grand Champion Holstein Trophy.....	In Memory of Charlotte Fee
Grand Champion Registered Jersey Banner .....	Rick & Donna Rensch
Grand Champion Registered Jersey Trophy .....	Bachelor Farms
Reserve Grand Champion Jersey Trophy .....	Bachelor Hoof Trimming
Grand Champion Registered Milking Shorthorn Banner .....	Kain Tool Inc.
Grand Champion Registered Milking Shorthorn Trophy .....	Steuben County Extension Homemakers
Junior Showman.....	Barbara Favourite
Intermediate Showman .....	Doug & Stacy Clingan Family
Senior Showman .....	In Memory of Steve Bachelor



Champion of Champions Showman ..... Eickholtz Soil Consulting  
Herdsman Award ..... Priority IAC – Heath Penick

### DAIRY BEEF (FORMERLY KNOWN AS DAIRY STEER)

Volunteer Superintendent: Trenton Knox 624-5767  
Check-in: Friday, June 21, 8 AM-Noon  
Judging: Sunday, June 23, 10 AM

**Description:** 4-H Dairy Steer project provides youth with a fun and hands-on learning experience which develops skills in nutrition, health care, and animal husbandry. Responsibility, goal setting, record keeping, problem solving, personal safety, disease prevention, and decision making are just a few of the many life skills gained in 4-H animal projects.

**State Fair:** All animals for State Fair entry must be properly identified and enrolled. State Fair entry runs March 1-July 1 at the lowest cost with increased department fees July 2-July 31 and an additional increase August 1 through the day of show.

#### HEALTH REGULATIONS FOR CATTLE EXHIBITION

1. See general requirements for all species.
2. Cattle from Indiana do not need a brucellosis test or a tuberculosis test for exhibition in Indiana.
3. The following cattle from outside the state must test negative for tuberculosis within 60 days prior to the date of arrival to the exhibition:
  - a. Cattle from states that are not designated tuberculosis free by the U.S. Department of Agriculture must meet additional requirements for entry into Indiana. Contact the Indiana Board of Animal Health for specific information.
4. Cattle from outside the state do not need a brucellosis test as long as the state of origin is classified as brucellosis free by the U.S. Department of Agriculture.
5. All cattle, including Indiana cattle, that are to be offered for sale at an exhibition must have necessary testing and other requirements completed within 30 days prior to the sale date.
6. No cattle may be exhibited that are showing signs of warts or ringworm.

#### EXHIBIT REQUIREMENTS:

1. All 4-H Beef rules, General Rules and Livestock Rules apply. Read and follow the Health Regulations for your species as listed in this fair book.
2. It is mandatory for all animals to be at the spring ID day on the stated date and time and properly identified via 4HOnline (<https://v2.4honline.com>). Animals will be weighed, ear-tagged, and screened. If necessary, alternate arrangements can be requested in advance.
- 2-3. Members may enroll 10 steers (beef and dairy combination) and show two dairy steers. Classification guidelines:
  - Animals may be purebred, crossbred or a combination of both BUT must be 100% dairy blood.
  - Animals must exhibit dairy breed characteristics of one of the following breeds: Ayrshire, Brown Swiss, Guernsey, Holstein and Jersey.
  - Animals must exhibit dairy breed characteristics in their head, neck, body, and muscle structure.
  - Animal must not exhibit any signs of crossbreeding with any beef breed. If the animal does have beef breed characteristics it must show as a crossbreed beef steer.
- 3-4. Steers must be dehorned.
- 4-5. Classes will be determined by weight.

- 5-6. Showmanship is not required, but it is highly encouraged. Beef and Dairy Steer members will show against one another in Finished Calf Showmanship Classes. 4-H'ers may show in both Finished Calf and Feeder Calf Showmanship contests, provided they have exhibits in both types of projects.
- 6-7. Each 4-H member must have divider gate no longer than eight feet to separate their animals from those belonging to others. This is especially important if on an open end and/or near an aisle.
- 7-8. Dairy Steer Members must indicate their auction intent to the project superintendent at check-in.
- 8-9. Submit a 4-H Beef Record Sheet to the Extension Office on/before the last business day of May.

**DAIRY STEER RATE-OF-GAIN CONTEST**

1. Animal must be purebred or grade dairy steer.
2. Animal must be weighed in at the Spring ID day and shown at the Fair.

**Awards given in this project, if exhibits are deemed worthy by the judge:**

- Grade ribbons (Honor/Yellow, Blue, Red, White) for all exhibits
- 1 Champion ribbon (purple) and 1 Reserve Champion ribbon (pink) for EACH weight division (if there is more than 1 division)
- 1 overall Grand Champion award and 1 overall Reserve Grand Champion award for the entire project
- 1 Champion ribbon (purple) for Showmanship in EACH division; all other participants should receive a Participation ribbon

**2023 DAIRY BEEF AWARDS**

Grand Champion Banner .....	Choice Photography
Grand Champion Trophy .....	Schworm Cattle
Reserve Grand Champion Trophy .....	In Memory of Riley Zimmer
Finished Calf Junior Showman .....	G & L Storage
Finished Calf Intermediate Showman .....	Mitch & Denise Buell
Finished Calf Senior Showman .....	Kay Kunce-Coldwell Banker, Real Estate Group
Finished Calf Champion of Champions Showman .....	Carper Farm Supply, Inc.
Rate of Gain .....	Tom Hoover Family
Clean Pen Award .....	Booth Farms

**FEEDER CALF**

**(FORMERLY KNOWN AS BEEF FEEDER, DAIRY FEEDER, AND STARTED CALF PROJECTS)**

(Guidelines updated 10/2023)

Volunteer Superintendents:

Jen Betts 316-1985, Lindsay Clark 316-3972, Tracy Wilson 243-0175, Dylan Weisenfelder 316-9965

Check-in: Friday, June 21, 8 AM-Noon

Judging: Monday, June 24, 9 AM

**Description:** 4-H Feeder Calf project provides youth with a fun and hands-on learning experience which develops skills in nutrition, health care, and animal husbandry. Responsibility, goal setting, record keeping, problem solving, personal safety, disease prevention, and decision making are just a few of the many life skills gained in 4-H animal projects.

**State Fair:** All animals for State Fair entry must be properly identified and enrolled. State Fair entry runs March 1-July 1 at the lowest cost with increased department fees July 2-July 31 and an additional increase August 1 through the day of show. Only Dairy Feeders may exhibit at the State Fair.

**HEALTH REGULATIONS FOR CATTLE EXHIBITION**

1. See general requirements for all species.
2. Cattle from Indiana do not need a brucellosis test or a tuberculosis test for exhibition in Indiana.
3. The following cattle from outside the state must test negative for tuberculosis within 60 days prior to the date of arrival to the exhibition:
  - a. Cattle from states that are not designated tuberculosis free by the U.S. Department of Agriculture must meet additional requirements for entry into Indiana. Contact the Indiana Board of Animal Health for specific information.
4. Cattle from outside the state do not need a brucellosis test as long as the state of origin is classified as brucellosis free by the U.S. Department of Agriculture.
5. All cattle, including Indiana cattle, that are to be offered for sale at an exhibition must have necessary testing and other requirements completed within 30 days prior to the sale date.
6. No cattle may be exhibited that are showing signs of warts or ringworm.

**EXHIBIT REQUIREMENTS:**

1. All 4-H General and Livestock rules apply.
2. This project consists of three divisions:
  - a. Dairy Feeder – steers only; heifers can show in the 4-H Dairy Project
  - b. Dairy Cross Feeder – steers only
  - c. Beef Feeder – steers and heifers which will show in the same class, all as ~~market~~ prospect animals
- ~~2-3~~ Dairy Feeder Calves must be calves from one of the five recognized ADA Breeds: Ayrshire, Brown Swiss, Guernsey, Holstein (red or black) and Jersey. Dairy Cross calves can be a dairy breed crossed with one of the five recognized breeds or a dairy breed crossed with a beef breed.
- ~~3-4~~ At county fair check-in, animals must weigh 600 lbs. or less. Animals exceeding 600 lb. will show as an animal in either the Dairy Beef or Beef Project.
- ~~4-5~~ Calves must be dehorned, neutered and vaccinated by Spring weigh-in. No horns or scurs are permitted at the fair.
- ~~5-6~~ Show sticks are optional.
- ~~7~~ It is mandatory for all animals to be at the spring ID day on the stated date and time and properly identified via 4HOnline (<https://v2.4honline.com>). Animals will be weighed, ear-tagged, and screened. If necessary, alternate arrangements can be requested in advance. Purebred animals must have a readable ear tattoo identical to the one recorded on their registration certificate. Breed verification requires a certificate or a copy of the application for registration (that meets the breed's requirement for breed purity) for each steer/heifer and legible tattoo that is dry.
- ~~6-8~~ Calves must be stalled with a halter and neck rope.
- ~~7-9~~ Calves will be exhibited by weight. The superintendent will determine the classes.
- ~~8-10~~ Feeder Calf Showmanship will take place at the conclusion of the show with one winner representing all three Feeder Calf divisions for the Large Animal Supreme Showmanship Contest. Showmanship is not be required, but it is highly encouraged.
- ~~9-11~~ Calves may be sold through the auction. Refer to Auction rules. 4-H members must indicate their auction intent at check-in.
- ~~10-12~~ Submit a 4-H Feeder Calf Record Sheet to the Extension Office on/before the last business day of May.

**Awards given in this project, if exhibits are deemed worthy by the judge:**

- Grade ribbons (Honor/Yellow, Blue, Red, White) for all exhibits
- 1 Champion ribbon (purple) and 1 Reserve Champion ribbon (pink) for EACH weight division (if there is more than 1 division)
- 1 overall Grand Champion award and 1 overall Reserve Grand Champion award for each division
- 1 Champion ribbon (purple) for Showmanship in EACH division; all other participants should receive a Participation ribbon

2023 BEEF FEEDER AWARDS

Grand Champion Banner .....	Mitch & Denise Buell
Grand Champion Trophy .....	Mitch & Denise Buell
Reserve Grand Champion Trophy .....	Shipe's Spraying Service
Feeder Calf Junior Showman .....	G & L Storage
Feeder Calf Intermediate Showman .....	Mitch & Denise Buell
Feeder Calf Senior Showman .....	Budak Family
Feeder Calf Champion of Champions Showman .....	M&J Small Engine Repair
Rate of Gain .....	Groosbeck Farms
Clean Pen Award .....	Stoy Farms

2023 DAIRY FEEDER STEER AWARDS

Grand Champion Banner .....	In Memory of Don & Ann Sellers – Mark & Julie Ridenour
Grand Champion Trophy .....	Henney Farms
Reserve Grand Champion Trophy .....	In Memory of Roger Word by Tracy Wilson
Feeder Calf Junior Showman .....	G & L Storage
Feeder Calf Intermediate Showman .....	Mitch & Denise Buell
Feeder Calf Senior Showman .....	Budak Family
Feeder Calf Champion of Champions Showman .....	M&J Small Engine Repair
Rate of Gain .....	Flint Arrows 4-H Club
Clean Pen Award .....	Klink Trucking

2023 STARTED CALF AWARDS

Grand Champion Banner .....	In Memory of Melody Willibey
Grand Champion Trophy .....	M&J Small Engine Repair
Reserve Grand Champion Trophy .....	In Memory of Roger Word by Tracy Wilson
Junior Showman .....	In Memory of Jack & Nathalie VanAuken
Intermediate Showman .....	Matt & April Ridenour & Family
Senior Showman .....	Brian & Jen Betts
Champion of Champions Showman .....	Stoy Farms
Rate of Gain .....	Gary Hohenberger Family
Clean Pen Award .....	Stacy Smith & Family

**DOG**

Volunteer Superintendent: Case Gilbert, mbcdist@gmail.com

**Check-in and Judging: Friday, June 21, 1 PM**

**Description:** The 4-H Dog project provides youth a fun and hands-on learning experience that develops life skills, as well as teaches valuable information about properly caring for their animal. Subjects such as general care, nutrition, obedience training, and health care are presented in the curricular materials. Youth also have the opportunity to develop responsibility, decision making, and nurturing skills through active participation in the 4-H Dog project.

**State Fair:** All animals for State Fair entry must be properly identified and enrolled. Entry forms are submitted directly to the Indiana State Fair by the exhibitors.

HEALTH REGULATIONS FOR DOG EXHIBITION

1. See general requirements for all species.

2. No dog may be exhibited showing any symptoms of a communicable disease.
3. Each dog presented for exhibition must be accompanied by a certificate of vaccination or other statement that is signed by a licensed and accredited veterinarian and that indicates the vaccinations each animal has been given.
4. All dogs 3 months of age and over must be vaccinated for rabies by a licensed accredited veterinarian in accordance with the state rabies vaccination law. A certificate of vaccination for rabies must accompany the animal to the exhibition.

**EXHIBIT REQUIREMENTS:**

1. All 4-H General and Livestock Rules apply.
2. Dogs must have vaccinations as stated in health requirements. Veterinarian inoculation slips must be stapled to the Certificate of Vaccination sheet (4-H 777) and turned in before the first workout (no exceptions). If records are not received at that date, the dog will not be allowed in any workouts until paperwork is signed by a vet are received by the superintendent.
3. Dogs must wear well-fitting slip collars of leather, fabric or chain in any obedience class. The leash may be of fabric or leather and shall be six feet (6') in length.
4. A dog being shown in the Dog Obedience Project must belong to the exhibitor or to a member of their immediate family or household. A dog must be in the possession of the 4-H'er by May 15 of the year of the show. Ownership may be waived on dogs being trained as service animals.
5. All 4-H handlers are required to clean up after their dog.
6. Dogs will be released immediately after judging.
7. Superintendent has the authority to disqualify any dog because of undesirable disposition.
8. Dogs must remain on leash or confined except during judging.
9. The first year Division 1A is open ONLY for 4-H'ers and dogs who are both just starting the project.
10. A 4-H member may NOT repeat the following project classes with the same dog: Classes 1A, 1B, 2A, 2B, 3A, 4A, 5A, or 6A.
11. The Senior Showmanship winner may compete in the Small Animal Supreme Showmanship Contest.
12. Female dogs in season will NOT compete in the county 4-H show. Fair play to other exhibitors dictates that females in season should be left at home. These members will not be eligible for county awards.
13. Several dog meetings and workouts will be scheduled for the 4-H year. To better prepare your dog, it is highly recommended four (4) of the meetings/workouts be attended.
14. Submit a 4-H Dog Record Sheet to the Extension Office on/before the [last business day of May](#).

**SHOW CLASS ORDER:**

1. 1-A (First Year): For 4-H'ers with no previous formal dog training experiences with a dog which has received no obedience training.
2. 1-B (First Year): For 4-H'ers with previous dog training experience, coming back with a new dog, or for 4-H'ers with no experience whose dogs have had training which disqualifies them from 1-A.
3. 2-A (Second Year): For 4-H'ers and dogs who have completed 1-A and/or 1-B.
4. 2-B (Second Year): For 4-H'ers and dogs who have completed 2-A.
5. 3-A (Third Year): For 4-H'ers and dogs who have completed second year work.
6. 3-B (Third Year): For 4-H'ers and dogs who have been in 3-A, but are not ready for fourth year work.
7. 4-A (Fourth Year): For 4-H'ers and dogs who have completed third year work.
8. 4-B (Fourth Year): For 4-H'ers and dogs who have been in 4-A, but are not ready for fifth year work.
9. 5-A (Fifth Year): For 4-H'ers and dogs who have completed fourth year work.
10. 5-B (Fifth Year): For 4-H'ers and dogs who have been in 5-A, but are not ready for sixth year work.
11. 6-A (Sixth Year): For 4-H'ers and dogs who have completed fifth year work.
12. 6-B (Sixth Year): For 4-H'ers and dogs who have been in 6-A and repeat.
13. Grand Champion and Reserve Grand Champion Obedience Dog
14. Senior Showmanship (grades 9-12)

- 15. Intermediate Showmanship (grades 6-8)
- 16. Junior Showmanship (grades 3-5)
- 17. Costume

**Awards given in this project, if exhibits are deemed worthy by the judge:**

- Grade ribbons (Honor/Yellow, Blue, Red, White) for all exhibits
- 1 Champion ribbon (purple) and 1 Reserve Champion ribbon (pink) for EACH class (ie. 1-A Champion, 1-B Champion, etc.)
- 1 overall Grand Champion award and 1 overall Reserve Grand Champion award for the entire project
- 1 Champion ribbon (purple) for Showmanship in EACH division; all other participants should receive a Participation ribbon

2023 DOG AWARDS

Grand Champion Banner .....	Tom & Ginny DeBrunner
Grand Champion Trophy .....	Case Gilbert Family
Reserve Grand Champion Trophy .....	Pawsitively Paradise
Junior Showman.....	Ed and Susan Ralston
Intermediate Showman .....	In Memory of Riley Zimmer
Senior Showman .....	All Paws & Claws Veterinary Clinic

**GOATS (DAIRY GOATS, MEAT GOATS, AND PYGMY GOATS)**

(Guidelines updated 10/2023)

Volunteer Superintendents: Michael Beard 243-1307 & Clint Michael 316-0202

Check-in: Friday, June 21, 8 AM-Noon

Judging: Meat Goats and Pygmy Goats: Monday, June 24, 4 PM;

Dairy Goats and Cart Goats, Tuesday, June 25, 9 AM;

**Description:** The 4-H Goat project provides youth with a fun and hands-on learning experience which develops skills in nutrition, health care, and animal husbandry. Responsibility, goal setting, record keeping, problem solving, personal safety, disease prevention, and decision making are just a few of the many life skills gained in 4-H animal projects.

**State Fair:** All animals for State Fair entry must be properly identified and enrolled. State Fair entry runs March 1-July 1 at the lowest cost with increased department fees July 2-July 31 and an additional increase August 1 through the day of show.

**HEALTH REGULATIONS FOR GOAT EXHIBITION**

1. See general requirements for all species.
2. Blankets must be removed from all goats at the time of arrival.
3. No goats may be exhibited that are showing signs of being infected with ringworm.

**EXHIBIT REQUIREMENTS:**

1. All 4-H General Rules and Livestock Rules apply. Read and follow the Health Regulations for your species as listed in this fair book.
2. Each member must enroll their goats online via 4HOnline (<https://v2.4honline.com>) by May 15.
3. All wethers must be tagged at the county goat ID day to show at the county fair. For county exhibition, LaMancha wethers may be tattooed by the owner as an alternative. Breeding stock are optional. If breeding stock are not tagged, they will follow the Federal scrapie regulations. A copy of the Federal scrapie regulations may be obtained from the Extension Office.

4. A 4-H member may exhibit one entry per class in the breeding classes, and a 4-H member may exhibit up to three market wethers of which no more than two may be exhibited per division/show (ie. two pygmy wethers and one meat wether; two meat wethers and one dairy wether; one pygmy wether, one dairy wether, and one meat wether).
5. No bucks allowed.
6. Goats must be owned by the member. No leased goats. 4-Hers with registered animals must have the original registration certificate (proof of ownership) no signed transferred certificates will be accepted.
7. Goats must be in a member's possession by goat ID day.
8. All goats MUST be tattooed or tagged for identification.
9. Meat Breed goats may be horned, all other goats must be dehorned.
10. Boer, Spanish, Kiko, Tex-Master, Kinder and any cross of these breeds, raised for the sole purpose of meat, will be shown in the Meat Breed class.
11. For the purpose of showmanship classes only, pygmy goats will be considered a meat breed.
12. Meat Goat Wethers and Dairy Goat Wethers will be weighed in at Goat ID day and day of check-in at Fair to compete in a rate of gain contest.
13. Exhibitors competing in the Dairy Goat Milk-out Contest will fully milk their does [12 hours before the posted time](#) with the milking contest taking place [at the posted time](#) in the Goat Barn.
14. Submit a 4-H Goat Record Sheet to the Extension Office on/before the [last business day of May](#). Goat members must indicate their auction intent to the project superintendent at check-in.

#### EXHIBIT REQUIREMENTS FOR GOAT CART:

1. Any breed of goat can show in these classes.
2. No bucks allowed.
3. Goat must begin in Level 1 and can only be shown in each level one time, and then must progress to next level. A goat may skip years of showing but must enter proper level when returning.
4. A member may show one goat in each cart level.
5. A record of identification must be kept. A record of tattoos and three photos (1 front view, 1 left side, 1 right side) MUST be submitted to the Extension Office by May 15. If this form is not turned in on time, members will not be allowed to show in the cart classes.

#### MONDAY, JUNE 24

##### **Meat Breed Show (Sheep will show before the Meat Goats)**

- Junior Breeding Does (~~under 3 months~~)—born between [March 22 and May 15, 2024](#)
- ~~Junior Breeding Does (3 months to under 6 months)~~—born between [December 22, 2023 and March 21, 2024](#)
- ~~Junior Breeding Does (6 months to under 9 months)~~—born between [September 22 and December 21, 2023](#)
- ~~Junior Breeding Does (9 months to under 12 months)~~—born between [June 21 and September 21, 2023](#)
- Yearling Breeding Does (~~12 months to under 16 months~~)—born between [February 22 and June 21, 2023](#)
- ~~Yearling Breeding Does (16 months to under 20 months)~~—born between [October 22, 2022 and February 21, 2023](#)
- ~~Yearling Breeding Does (20 months to under 24 months)~~—born between [June 22 and October 21, 2022](#)
- ~~Senior Breeding Does (24 months to under 36 months)~~—born between [June 22, 2021 and June 21, 2022](#)
- ~~Yearling Breeding Does (36 months and older)~~—born [June 21, 2021 and before](#)

#### GRAND & RESERVE GRAND CHAMPION BREEDING DOE

Mother/Daughter

Meat Breed Wethers—Born [December 1, 2023 through ID Day](#)

#### GRAND & RESERVE GRAND CHAMPION MEAT BREED WETHER

##### **Pygmy Goat Show**

- Junior Doe Kids (~~under 3 months~~)—born [between March 22 and May 15, 2024](#)

Commented [MTM4]: Adopted ISF birth dates for does on 11/13

Commented [MTM5]: Adopted ISF birth dates for does on 11/13

Intermediate Doe Kids ([3 months to under 6 months](#))—born [between December 22, 2023 and March 21, 2024](#)  
Senior Doe Kids ([6 months to under 9 months](#))—born [between September 22 and December 21, 2023](#)  
[Advanced Doe Kids \(9 months to under 12 months\)](#)—born [between June 22 and September 21, 2023](#)  
[Junior Unfreshened Yearling Does \(12 months to under 18 months\)](#)—born [between December 22, 2022 and June 21, 2023](#)  
[Senior Unfreshened Yearling Does \(18 months to under 24 months\)](#)—born [between June 22 and December 21, 2022](#)  
[Junior Freshened Does \(12 months to under 18 months\)](#)—born [between December 22, 2022 and June 21, 2023](#)  
[Senior Freshened Does \(18 months to under 24 months\)](#)—born [between June 22 and December 21, 2022](#)

Pygmy Does ([2 years old](#))—born [between June 22, 2021 and June 21, 2022](#)  
Pygmy Does ([3 years old](#))—born [between June 22, 2020 and June 21, 2021](#)  
Pygmy Does ([4 years old](#))—born [between June 22, 2019 and June 21, 2020](#)  
[Pygmy Does \(5 years old\)](#)—born [June 21, 2019 and before](#)

GRAND & RESERVE GRAND CHAMPION PYGMY DOE

Mother/Daughter

Pygmy Wethers—Born [December 1, 2023](#) through [ID Day](#)

Senior Pygmy Wethers—aged 1 year and over. (This is an exhibition class in which the wethers will be judged for conformation rather than meat quality. Champion and Reserve Champions ribbons will be awarded, but senior pygmy wethers may not advance to compete for Grand Champion Pygmy Wether.)

GRAND & RESERVE GRAND CHAMPION PYGMY WETHERS

#### **Meat Goat Showmanship (includes Pygmy Goats)**

Senior Showmanship—Grades 9-12

Intermediate Showmanship—Grades 6-8

Junior Showmanship—Grades 3-5

Champion of Champions Showman—winners of Senior Showmanship in past or present years

#### **TUESDAY, JUNE 25**

##### **Dairy Goat Show**

Junior Milking Does—1 and 2 years old

Intermediate Milking Does—3 and 4 years old

Senior Milking Does—5 years and over

GRAND & RESERVE GRAND CHAMPION MILKING DOE

Junior Dry Doe Kids—born [between April 1 and May 15, 2024](#)

Intermediate Dry Doe Kids—born [between March 1 and March 31, 2024](#)

Senior Dry Doe Kids—born [between January 1 and February 28, 2024](#)

Dry Doe Yearlings—born [between January 1 and December 31, 2023](#)

GRAND & RESERVE GRAND CHAMPION DRY DOE

Mother/Daughter

Dairy Wethers—Born [December 1, 2023](#) through [ID Day](#)

GRAND & RESERVE GRAND CHAMPION DAIRY WETHER

Champion Goat Milk Producer Announced

##### **Dairy Goat Showmanship**

Senior Showmanship—Grades 9-12

Intermediate Showmanship—Grades 6-8

Junior Showmanship—Grades 3-5

Champion of Champions Showman—winners of Senior Showmanship in past or present years



**Cart Classes**

Level 1 Cart—in harness, lead in

Level 2 Cart—in harness, pulling cart, lead in

Level 3 Cart—in harness, pulling cart, driven in

CHAMPION CART GOAT – LEVELS 1-3

Level 4—in harness, pulling cart, driven in. For goats that have completed first 3 levels. Can be shown as team.

CHAMPION CART GOAT – LEVEL 4

**Awards given in this project, if exhibits are deemed worthy by the judge:**

- Grade ribbons (Honor/Yellow, Blue, Red, White) for all exhibits
- 1 Champion ribbon (purple) and 1 Reserve Champion ribbon (pink) for EACH class (ie. Dairy Goat Junior Milking Doe Champion, Dairy Goat Intermediate Milking Doe Champion, etc.), including Goat Cart
- 1 Grand Champion award and 1 Reserve Grand Champion award for EACH of the following: Dairy Goat Milking Does, Dairy Goat Dry Does, Dairy Goat Wethers, Pygmy Goat Does, Pygmy Goat Wethers, Meat Goat Breeding Does, and Meat Goat Wethers
- 1 Champion ribbon (purple) for Showmanship in EACH division; all other participants should receive a Participation ribbon

**2023 GOAT AWARDS**

Supreme Grand Champion Goat Banner .....	Ed and Susan Ralston
Supreme Grand Champion Goat Trophy .....	ACHieve Farms
Grand Champion Milking Doe Banner.....	Mitch & Denise Buell
Grand Champion Milking Doe Trophy.....	Rodney & Nicole Snyder & Family
Reserve Grand Champion Milking Doe Trophy.....	Davenport Family
Grand Champion Dry Doe Banner .....	Matt & April Ridenour & Family
Grand Champion Dry Doe Trophy .....	Jim Kain Family
Reserve Grand Champion Dry Doe Trophy .....	Rod & Mel Kain
Grand Champion Dairy Wether Banner .....	Pawsitively Paradise
Grand Champion Dairy Wether Trophy .....	Steuben County 4-H Fair Board
Reserve Grand Champion Dairy Wether Trophy .....	Rodney & Nicole Snyder & Family
Dairy Wether Rate of Gain .....	The Finishing Touch – Karla Elliott
Grand Champion Milk Producer Trophy.....	Jay Stevens Family
Grand Champion Pygmy Doe Banner.....	The Alaura Family
Grand Champion Pygmy Doe Trophy .....	In Memory of Richard & Roberta Sapp
Reserve Grand Champion Pygmy Doe Trophy .....	In Memory of Charlayne McClanahan
Grand Champion Pygmy Wether Banner .....	Ronnie Holiday Family
Grand Champion Pygmy Wether Trophy .....	In Memory of Randy Snyder
Reserve Grand Champion Pygmy Wether Trophy .....	In Memory of Randy Snyder
Pygmy Rate of Gain.....	Lee & Jenny Greenamyre & Family
Grand Champion Meat Doe Banner .....	Matt & April Ridenour & Family
Grand Champion Meat Doe Trophy .....	Shull Farms, Jerry & Stacy Shull
Reserve Grand Champion Meat Doe Trophy .....	Cassie & Todd Pfafman
Grand Champion Meat Wether Banner .....	Eddie Wise Family
Grand Champion Meat Wether Trophy .....	Hamilton Fire Department
Reserve Grand Champion Meat Wether Trophy .....	Shipe Well Drilling, Inc.
Meat Wether Rate of Gain .....	Dan & Tabby Kain & Family
Junior Meat Breed Showman.....	Creager Farms
Intermediate Meat Breed Showman.....	Mike & Katlyn Beard

Senior Meat Breed Showman .....	Shull Farms, Jerry & Stacy Shull
Champion of Champions Meat Breed Showman .....	The Weisenfelder Family
Junior Dairy Breed Showman.....	Jackie Weisenfelder
Intermediate Dairy Breed Showman.....	Jay Stevens Family
Senior Dairy Breed Showman .....	Tracy & Eric Wilson & Kids
Champion of Champions Dairy Breed Showman .....	Matt & April Ridenour & Family
Clean Pen Award .....	Hamilton Fire Department

### HORSE & PONY

(Guidelines updated 10/2023)

Volunteer Superintendent: Sara Smith 316-6393

Check-in: Friday, June 21, 8 AM-Noon

**Description:** The 4-H Horse and Pony project provides youth with a fun and hands-on learning experience which develops skills in nutrition, health care, and animal training. Responsibility, goal setting, record keeping, problem solving, personal safety, disease prevention, and decision making are just a few of the many life skills gained in 4-H animal projects.

**State Fair:** All animals for State Fair entry must be properly identified and enrolled. State Fair entry runs March 1-July 1 at the lowest cost with increased department fees July 2-July 31 and an additional increase August 1 through the day of show.

#### HEALTH REGULATIONS FOR HORSE EXHIBITION

1. See general requirements for all species.
2. Horses coming from outside Indiana for exhibition in Indiana must meet the following requirements:
  - a. Each horse must test negative for Equine Infectious Anemia (E.I.A.; Coggins test) within 12 months of the date of exhibition. Each horse must be accompanied by an official certificate of veterinary inspection that indicates the results of the E.I.A. test.
  - b. A sucking foal accompanying a dam that has tested negative for E.I.A. within 12 months of the exhibition is exempt from the E.I.A. testing requirement.
3. The following applies to horses coming from Indiana for exhibition in Indiana:
  - a. A certificate of veterinary inspection is not required.
  - b. An E.I.A. test is not required.
4. All horses and ponies must be vaccinated in the current year prior to any 4-H event that includes animals and/or 10 days prior to the fair for the following:
  - a. Eastern and Western Equine Encephalomyelitis
  - b. Rhinopneumonitis/EHV Type 1 and 4
  - c. Equine Influenza
  - d. Tetanus
  - e. Rabies
  - f. Rhino Influenza

#### EXHIBIT REQUIREMENTS:

1. All 4-H General Rules and Livestock Rules apply.
2. The Horse and Pony project will adhere by the Indiana 4-H Horse and Pony Handbook (4-H-661) for all 4-H shows.
2. All ponies under the age of 7 or that do not have a green card need to attend a scheduled measuring date.
3. Animals must be in exhibitor's possession by registration or by contractual agreement on or before May 15. Lease forms are due with horse and pony identification via 4HOnline (<https://v2.4honline.com>) on May 15.

No animal may be substituted or traded for the original animal after May 15.

4. Completed H&P animal identification is due online in 4HOnline by May 15. Late animal identification will result in animals not being allowed to exhibit at the fair.
5. Stallions up to one year of age will be permitted to show.
6. Mules, Donkeys, and Miniature Donkeys will be permitted to exhibit in the Horse and Pony project and will show together in their appropriate age, sex, and height classes.
7. Members may enroll up to twenty (20) and exhibit two (2) animals. Mare and foal are counted as one. A member may enter and show only 1 animal per class.
8. Siblings can only share a horse/pony if they have no other equine animal to show at the fair. Siblings cannot show the shared horse/pony in the same class #; this includes runoffs and Grand and Reserve Grand classes. Only one member may show that shared horse/pony in halter classes (this is based on the animal's age, breed, and type).
9. The Steuben County 4-H Horse and Pony Club will adopt and follow the drug policy used by the Indiana State Fair. The policy is the same as the USEF drug policy. Copies of the policy can be found at the fair office, in the announcer's booth or online at [www.usef.org](http://www.usef.org). You may also write or call USEF.
10. 4-H participants may show one horse or pony for showmanship. Classes will include Junior (grades 3-5), Intermediate (grades 6-8), Senior (grades 9-12), and Champion of Champions (winners of Senior Showmanship in past or present years).
11. 4-H participants will be allowed to participate in two different trail classes with one rider/horse combination per class. Horses/ponies may be in only one trail class.
12. An exhibitor may not remove their animal before the end of the Fair without the consent of the H&P leader, 4-H Educator, and 4-H Fair Board.
13. The H&P leaders and superintendent shall reserve the right to combine classes to improve the show.
14. The following measurements will be used in the various classes:
  - a. A pony is defined as being 56" and under at the withers.
  - b. A horse is defined as being over 56" at the withers.
  - c. Weanlings, yearlings, and two year old animals will be shown at the height of the dam, except if height exceeds that of the dam.
  - d. All 4-H H&P classes will be judged by Steuben County's 4-H H&P Rules, State Fair Rules, and the Official Handbook of the Indiana 4-H H&P Program.
15. Only 4-H Horse & Pony Members, members' parents, step-parents and/or legal guardians, immediate family members (sister, brother, aunt, uncle, grandparents), Horse & Pony Leaders, Horse & Pony Barn Superintendent, current Work Out Leaders and current Horse & Pony Council members may assist 4-H'ers in preparing or fitting the animal for show during fair week.
16. Only 4-H members may ride the animal they enrolled on scheduled Horse and Pony show days. On non-show days, only Steuben County 4-H Horse and Pony members and their parents/guardians may ride animals which are enrolled.
17. 4-H participants may show both a horse and a pony in the 4-H program. If a member is awarded winner in the same event on both, the member must only select one horse or pony to show in the class for all run-off events with the exception of halter classes.
18. Western hats and western-type shirts with long sleeves and collar must be worn by 4-H exhibitors for all Western classes.
19. Approved protective headgear is required for all Horse & Pony 4-H members when mounted on the show grounds. Only ASTM/SEI standard F1163 certified helmets will be permitted.
20. Spurs, coat, vest, jacket, and chaps are optional in all performance classes.
21. Each and every class, EXCEPT the Grand Champion will be based on:
  - a. Honor, Blue, Red, & White Ribbons - as many as the judge sees fit per class. Ribbon placing will be awarded at the judge's discretion for contesting classes.
  - b. 1st-5th place ribbons - one of each per class.
22. Showmanship Class: Emphasis is upon development of the child, their effort, and their ability with the

project animal, NOT the quality of the animal.

23. Championships are determined as follows:
  - a. HALTER - Grand Champion chosen from winners in classes competing. The Reserve Grand Champion is chosen from 2nd place animal from Grand Champion's class and other 1st place animals;
  - b. SHOWMANSHIP - Chosen from both 1st and 2nd place winners.
24. Submit a 4-H Horse and Pony Record Sheet to the Extension Office on/before the [last business day of May](#).
25. In order to be eligible for club purchased awards (breast collars, chairs, blankets, etc.), the 4-H member must complete these three items:
  - a. Do a Horse & Pony Demonstration at a Bit and Bridle Club Meeting or workout
  - ~~b.~~ b. Work a shift at any club working event (i.e. horse show, tack auction, etc.)
  - ~~b-c.~~ b-c. [Work one event clean up or set up.](#)
  - ~~e-d.~~ e-d. Obtain a minimum of a \$50.00 sponsor

### **HORSE AND PONY SHOW CLASS ORDER AND SCHEDULE**

*Sunday, June 23—Main Arena Beginning at 9 AM*

#### ***English, Versatility, Speedmanship***

- 1 Pleasure Driving – All Grades, All Sizes
- 2 Speedmanship, Pony – Sr. Div.
- 3 Speedmanship, Pony - Inter. Div.
- 4 Speedmanship, Pony - Jr. Div.
- 5 Speedmanship, Horse - Sr. Div.
- 6 Speedmanship, Horse - Inter. Div.
- 7 Speedmanship, Horse - Jr. Div.
- 8 Speedmanship Runoff**
- 9 Western Riding, Sr. Div.
- 10 Western Riding, Inter. Div.
- 11 Western Riding, Jr. Div.
- 12 Western Reining - Sr. Div.
- 13 Western Reining - Inter. Div.
- 14 Western Reining - Jr. Div.
- 15 In-Hand Jumping – All Grades, All Sizes
- 16 Full Course Cross Rail Jumping – All Grades, All Sizes
- 17 Hunter Hack Pony – Sr. Div.
- 18 Hunter Hack Pony – Inter. Div.
- 19 Hunter Hack Pony – Jr. Div.
- 20 Hunter Hack Horse – Sr. Div.
- 21 Hunter Hack Horse – Inter. Div.
- 22 Hunter Hack Horse – Jr. Div.
- 23 Walk Trot - All Grades-All Sizes Equitation (based on rider)
- 24 Walk Trot - All Grades-All Sizes Pleasure (based on animal)
- 25 Saddle Seat Pleasure – All Grades, All Sizes
- 26 Saddle Seat Equitation – All Grades, All Sizes
- 27 Hunter Under Saddle, Pony - Sr. Div.
- 28 Hunter Under Saddle, Pony - Inter. Div.
- 29 Hunter Under Saddle, Pony - Jr. Div.
- 30 Hunter Under Saddle, Horse - Sr. Div.
- 31 Hunter Under Saddle, Horse - Inter. Div.
- 32 Hunter Under Saddle, Horse - Jr. Div.
- 33 English Pleasure Runoff**

- 34 Hunt Seat Equitation, Pony - Sr. Div.
- 35 Hunt Seat Equitation, Pony - Inter. Div.
- 36 Hunt Seat Equitation, Pony - Jr. Div.
- 37 Hunt Seat Equitation, Horse - Sr. Div.
- 38 Hunt Seat Equitation, Horse - Inter. Div.
- 39 Hunt Seat Equitation, Horse - Jr. Div.

**40 English Equitation Runoff**

**In Memory of Abbi Hamilton – Versatility**

- 41 Versatility - Sr. Div., All Sizes
- 42 Versatility - Inter. Div., All Sizes
- 43 Versatility - Jr. Div., All Sizes

**Monday, June 24—Main Arena Beginning at 11 AM**

**Western Pleasure, Halter, Trail, Showmanship**

**Halter (English or Western)**

- 44 Colt or Gelding, Pony – 5 years old & younger
- 45 Gelding, Pony – 6 years old & older
- 46 Filly or Mare, Pony – 5 years old & younger
- 47 Mare, Pony – 6 years old & older

**48 Champion & Reserve Champion 56" & Under**

- 49 Colt or Gelding, Horse - Under 2 years
- 50 Gelding, Horse 2, 3, 4 years old
- 51 Gelding, Horse, 5 -10 yr. old
- 52 Gelding, Horse, 11 yrs. & older
- 53 Filly or Mare Horse - Under 2 years
- 54 Mares, Horse 2, 3, 4 years old
- 55 Mares, Horse, 5 to 10 yr. old
- 56 Mares, Horse, 11 yrs. & older
- 57 Champion & Reserve Champion Over 56"
- 58 Mare and Foal (Present year Foal) - All Sizes - All Grades

**Showmanship**

- 59 Senior Showmanship (grades 9-12 and past Intermediate Champions)
- 60 Intermediate Showmanship (grades 6-8 and past Junior Champions)
- 61 Junior Showmanship (grades 3-5)
- 62 Champion of Champions Showmanship (Senior Champion and past Senior Champions)

**Mini 4-H**

- 63 Mini 4-H Showmanship (Grades K-2, non-competitive, non-placing)
- 64 Mini 4-H Lead Line (Grades K-2, non-competitive riding, non-placing)

**Western Performance**

- 65 Walk Trot - All Grades-All sizes Horsemanship (based on rider)
- 66 Walk Trot - All Grades-All sizes Pleasure (based on animal)

**A horse/rider combination may enter only one Horsemanship/Speedmanship class**

- 67 Western Horsemanship, Pony - Sr. Div.
- 68 Western Horsemanship, Pony - Inter. Div.
- 69 Western Horsemanship, Pony - Jr. Div.
- 70 Western Horsemanship, Horse - Sr. Div.
- 71 Western Horsemanship, Horse - Inter Div.
- 72 Western Horsemanship, Horse - Jr. Div.

**73 Western Horsemanship Runoff- 1st placing**

**A horse/rider combination may enter only one Pleasure class**

- 74 Western Pleasure, Pony - Sr. Div.
- 75 Western Pleasure, Pony - Inter. Div.
- 76 Western Pleasure, Pony - Jr. Div.
- 77 Western Pleasure, Horse or Pony 3-5 Yrs. Old - Sr. Div.
- 78 Western Pleasure, Horse or Pony 3-5 Yrs. Old - Inter. Div.
- 79 Western Pleasure, Horse or Pony 3-5 Yrs. Old - Jr. Div.
- 80 Western Pleasure, Horse - Sr. Div.
- 81 Western Pleasure, Horse - Inter. Div.
- 82 Western Pleasure, Horse - Jr. Div.
- 83 Western Pleasure Runoff**  
**In Memory of Rebecca Booth**
- 84 Speed Trail - Sr. Div.
- 85 Speed Trail - Int. Div.
- 86 Speed Trail - Jr. Div.
- 87 Trail - Sr. Div.
- 88 Trail - Inter. Div.
- 89 Trail - Jr. Div.
- 90 Trail Walk Trot - All sizes, All Grades
- 91 In-Hand Trail - All Sizes, All Grades
- 92 Bareback Horsemanship - Pony - Sr. Div.
- 93 Bareback Horsemanship - Pony - Inter. Div.
- 94 Bareback Horsemanship - Pony - Jr. Div.
- 95 Bareback Horsemanship - Horse - Sr. Div.
- 96 Bareback Horsemanship - Horse - Inter. Div.
- 97 Bareback Horsemanship - Horse - Jr. Div.

**Tuesday, June 25 – Main Arena Beginning at 4 PM  
Contesting**

- 98 Poles, Pony - Sr. Div.
- 99 Poles, Pony - Inter. Div.
- 100 Poles, Pony - Jr. Div.
- 101 Poles, Horse - Sr. Div.
- 102 Poles, Horse - Inter. Div.
- 103 Poles, Horse - Jr. Div.
- 104 Poles Runoff**
- 105 Flags, Pony - Sr. Div.
- 106 Flags, Pony - Inter. Div.
- 107 Flags, Pony - Jr. Div.
- 108 Flags, Horse - Sr. Div.
- 109 Flags, Horse - Inter. Div.
- 110 Flags, Horse - Jr. Div.
- 111 Flags Runoff**
- 112 Barrel Race, Pony - Sr. Div.
- 113 Barrel Race, Pony - Inter. Div.
- 114 Barrel Race, Pony - Jr. Div.
- 115 Barrel Race, Horse - Sr. Div.
- 116 Barrel Race, Horse - Inter. Div.
- 117 Barrel Race, Horse - Jr. Div.
- 118 Barrel Runoff**
- 119 Keyhole, Pony - Sr. Div.



- 120 Keyhole, Pony - Inter. Div.
- 121 Keyhole, Pony - Jr. Div.
- 122 Keyhole, Horse - Sr. Div.
- 123 Keyhole, Horse - Inter. Div.
- 124 Keyhole, Horse - Jr. Div.
- 125 Keyhole Runoff**
- 126 Speed & Action, Pony - Sr. Div.
- 127 Speed & Action, Pony - Inter. Div.
- 128 Speed & Action, Pony - Jr. Div.
- 129 Speed & Action, Horse - Sr. Div.
- 130 Speed & Action, Horse - Inter. Div.
- 131 Speed & Action, Horse - Jr. Div.
- 132 Speed & Action Runoff**
- 133 Down & Back, Pony - Sr. Div.
- 134 Down & Back, Pony - Inter. Div.
- 135 Down & Back, Pony - Jr. Div.
- 136 Down & Back, Horse - Sr. Div.
- 137 Down & Back, Horse - Inter. Div.
- 138 Down & Back, Horse - Jr. Div.
- 139 Down & Back Runoff**

**Awards given in this project, if exhibits are deemed worthy by the judge:**

- Grade ribbons (Honor/Yellow, Blue, Red, White) for all exhibits
- Placing Ribbons (1<sup>st</sup>, 2<sup>nd</sup>, 3<sup>rd</sup>, 4<sup>th</sup>, 5<sup>th</sup>) for all classes
- 1 Grand Champion award and 1 Reserve Grand Champion award for Pony (Under 56")
- 1 Grand Champion award and 1 Reserve Grand Champion award for Horse (Over 56")
- 1 Grand Champion award and 1 Reserve Grand Champion award in EACH Showmanship division; all other participants should receive a Participation ribbon

**2023 HORSE & PONY AWARDS**

Grand Champion Over 56" Banner.....	In Memory of Rebecca Booth
Grand Champion Over 56" Trophy .....	Ray Johnson Family
Reserve Grand Champion Over 56" Banner.....	Ray Johnson Family
Reserve Grand Champion Over 56" Trophy .....	The Angler
Grand Champion 56" and Under Banner.....	Greenmark Equipment
Grand Champion 56" and Under Trophy.....	Tim & Sherry Kugler and Kacee & Dakota Lambert
Reserve Grand Champion 56" and Under Banner.....	Tritch Farrier Service
Reserve Grand Champion 56" and Under Trophy.....	Ryan & Becky Waite & Family
Junior Showman Banner .....	In Memory of Riley Zimmer
Junior Showman Trophy.....	Troy & Cari Book Family
Reserve Junior Showman Banner .....	Troy & Cari Book Family
Reserve Junior Showman Trophy.....	Ray Johnson Family
Intermediate Showman Banner.....	In Memory of Bill Henderson
Intermediate Showman Trophy.....	Kevin & Wendy Kellett
Reserve Intermediate Showman Banner .....	Steuben County 4-H Fair Board
Reserve Intermediate Showman Trophy.....	Hilltop Dairy LLC
Senior Showman Banner.....	Matt & Sara Smith
Senior Showman Trophy .....	The Allshouse Family
Reserve Senior Showman Banner.....	In Memory of Robert and Charlene Wagner
Reserve Senior Showman Trophy .....	Ray Johnson Family

Champion of Champions Showman Banner..... In Memory of Robert and Charlene Wagner  
 Champion of Champions Showman Trophy..... In Memory of Robert and Charlene Wagner  
 Most Improved Contesting Member.....Ketcham Family  
 Most Improved Pleasure Member.....Hilltop Dairy LLC  
 First Year Member..... Priority IAC – Heath Penick  
 Clean Pen .....Ray Johnson Family

### POULTRY

(Guidelines updated 10/2023)

Volunteer Superintendents: Joanna Claudy 243-9460, Alexandria Smith 316-1365

Check-in: Thursday, June 20, 5-8 PM

Judging: Friday, June 21, 1 PM

**Description:** The 4-H Poultry project provides youth a fun and hands-on learning experience that develops life skills, as well as teaches valuable information about properly caring for their birds. Subjects such as general care, nutrition, housing, and health care are presented in the curricular materials. Responsibility, goal setting, record keeping, problem solving, personal safety, disease prevention, and decision making are just a few of the many life skills gained in 4-H animal projects.

**State Fair:** All animals for State Fair entry must be properly identified and enrolled. State Fair entry runs March 1-July 1 at the lowest cost with increased department fees July 2-July 31 and an additional increase August 1 through the day of show.

#### HEALTH REGULATIONS FOR POULTRY EXHIBITION

1. See general requirements for all species.
2. All [chickens](#) must meet one of the following requirements:
  - a. Test negative for pullorum-typhoid within 90 days prior to the date of their exhibition.
  - b. Be hatched from eggs originating from National Poultry Improvement Plan (NPIP) pullorum-typhoid clean flocks.
  - c. Originate from a flock where the entire flock is certified NPIP pullorum-typhoid clean.

#### EXHIBIT REQUIREMENTS:

1. All 4-H General and Livestock Rules apply.
2. All poultry members are strongly encouraged to attend at least one workshop before the fair.
3. Pens, shavings, and food and water dishes will be provided.
4. No exotic or game birds will be shown, including but not limited to Quail, Peacocks, Pheasants or Guineas.
5. With the exception of showmanship, each bird can only be shown in one specific class.
6. A meat pen shall consist of 2 birds unless otherwise specified. All meat pens are considered production classes and production breeds/lines are recommended.
7. Classes shown in pairs will be judged on the uniformity of the two birds, in addition to the other traits their class is judged on.
8. Market poultry must be owned by member before it is one week old.
9. All [chickens](#) for show shall be blood tested or accompanied by a current year NPIP certificate. Updated papers are required each year and must be provided when entering poultry at county fair exhibition. This means if you bring birds back for a second year, you must have them blood-tested by the project superintendent, even if you have papers from prior years. Please see “Health Regulations for Livestock Exhibition” for additional information. If poultry is hatched at home or by a local grower, birds MUST be blood tested on the scheduled blood testing day.
10. Birds will be blood tested at check-in. More information will be sent regarding cost of blood testing.



11. Poultry that are found to be of ill health or with signs of visible parasites will be sent home.
12. Meat chickens will be weighed at entry time. Meat birds under the minimum weight or over the maximum weight are not eligible for Grand or Reserve Grand Champion. They will also not be eligible to auction, unless this is their only animal project they can auction.
13. Poultry members will remove birds from their cages to be judged.
14. 4-H'er must show in a white shirt and black/dark pants.
15. Poultry member must indicate their auction intent at check-in.
16. No standard exhibition, exhibition bantam, exhibition duck, exhibition [goose/turkey, egg class](#), or pullets will be sold in the auction.
17. Laying Hen Egg Baskets sold in auction must contain store bought eggs or those from a farm with an egg license.
18. Submit a 4-H Poultry Record Sheet to the Extension Office on/before the last business day of May.

#### SHOWMANSHIP

1. Showmanship will consist of chickens/turkeys and waterfowl. Members will be asked to mark their showmanship intent in FairEntry, and specific showmanship class at check-in. Each class will be judged separately. For each division, the winners of chicken/turkey and waterfowl will compete for the Poultry Showman winner of that division.
2. The Senior Showman for both chicken/turkey and waterfowl will be eligible to represent their respective species at the Small Animal Supreme Showman contest.
3. Showmanship selections will be based on handling, showing, and knowledge.
4. Showmanship: Junior (grades 3-5); Intermediate (grades 6-8); and Senior (grades 9-12).
5. A 4-H'er who has been named as the Junior Showman will advance to the Intermediate division the next year. An Intermediate showman winner will advance to the Senior Division the next year.

#### EXHIBIT REQUIREMENTS:

##### **Egg Production (3 Classes)**

1. Pullets: Exhibit **2 pullets** of the same breed or production line, [under 1 year](#).
2. Laying Hens: Exhibit **2 laying hens** of the same breed or production line, in laying condition; one year or older.  
Egg Class: 6 eggs of the same color from your poultry, displayed in an egg carton. One entry per exhibitor. Eggs can be brown, white, or all other colors.

##### **Meat Production (4 classes)**

1. Meat Chickens: Exhibit **2 birds** of the same breed/line or sex, between 8-10 weeks old at the start of fair. Birds must weigh 4-10 pounds at check-in. For show, birds will be separated into a weight class, broiler or roaster, with 6.5 lbs. being the split. Pairs will be placed based on the heavier bird.
2. Market Ducks: Exhibit **2 ducks** of the same breed and sex, [born](#) after January 1 of the current year.
3. Market Goose: Exhibit **1 goose**, a male or a female, born [after](#) January 1 of the current year.
4. [Commercial](#) Turkey: Exhibit **1 turkey** born [after](#) January 1 of the current year.

##### **Exhibition (5 classes)**

1. Standard Exhibition: Exhibit up to 2 birds, must be different gender, variety, or breed, per subclass (maximum of 12 birds). Subclasses are as follows: American, Asiatic, Continental, English, Mediterranean, and All Other.
2. Exhibition Bantam: Exhibit up to 2 birds, must be different gender, variety, or breed, per subclass (maximum of 10 birds). Subclasses are as follows: Game, Single Comb Clean Legged, Rose Comb Clean Legged, Other Comb Clean Legged, and Feather Legged.
3. Exhibition Duck: Exhibit up to 2 ducks, must be different gender, variety, or breed, per subclass (maximum of 8 birds). Subclasses are as follows: Heavy Weight, Medium Weight, Light Weight, and Bantam.

4. Exhibition Goose/Turkey: [Exhibit up to 6 geese and/or 2 Turkeys, 2 geese per subclass. Subclasses are as follows: Heavy Weight, Medium Weight, and Light Weight.](#)

A Supreme Grand Champion will be chosen from the Grand Champions of the following: Pullets, Laying Hens, [Egg Class](#), Meat Chickens, Market Ducks, Market Goose, [Commercial](#) Turkey, Standard Exhibition, Exhibition Bantam, Exhibition Duck, Exhibition Goose/[Turkey](#).

**Awards given in this project, if exhibits are deemed worthy by the judge:**

- Grade ribbons (Honor/Yellow, Blue, Red, White) for all exhibits
- 1 Champion ribbon (purple) and 1 Reserve Champion ribbon (pink) for EACH [Weight class of Meat Chickens, Class of Egg Production \(if relevant\), and each Subclass of Exhibition.](#)
- 1 Grand Champion award and 1 Reserve Grand Champion award for EACH of the following: Pullets, Laying Hens, [Egg Class](#), Meat Chickens, Standard Exhibition, Exhibition Bantam, [Commercial](#) Turkey, Market Ducks, Exhibition Duck, Market Goose, and Exhibition Goose/[Turkey](#)
- 1 overall Supreme Grand Champion award for the entire project
- 1 Champion ribbon (purple) for Showmanship in EACH division; all other participants should receive a Participation ribbon

2023 POULTRY AWARDS

Supreme Grand Champion Banner .....	Alexandria and Zachary Smith
Supreme Grand Champion Trophy .....	Steuben County 4-H Fair Board
Grand Champion Laying Hens Banner.....	The Hurraw Family
Grand Champion Laying Hens Trophy.....	Land of Lakes Lions Club
Reserve Grand Champion Laying Hens Trophy.....	Rob & Karla Dobson
Grand Champion Meat Chicken Banner .....	Land of Lakes Lions Club
Grand Champion Meat Chicken Trophy.....	Lee & Jenny Greenamyer & Family
Reserve Grand Champion Meat Chicken Trophy.....	Land of Lakes Lions Club
Grand Champion Exhibition Bantam Banner .....	Rick & Shawnee Likes
Grand Champion Exhibition Bantam Trophy.....	The Heifner Family
Reserve Grand Champion Exhibition Bantam Trophy .....	Little Munchkins Child Care
Grand Champion Pullets Banner .....	Marc & Robbie Nelson
Grand Champion Pullets Trophy .....	Marc & Robbie Nelson
Reserve Grand Champion Pullets Trophy .....	Katie & Grace Albert
Grand Champion Turkey Banner.....	Hilltop Dairy LLC
Grand Champion Turkey Trophy.....	Katie & Grace Albert
Reserve Grand Champion Turkey Trophy.....	In Memory of Jack and Nathalie VanAuken
Grand Champion Market Ducks Banner.....	Mitch & Denise Buell
Grand Champion Market Ducks Trophy .....	Mitch & Denise Buell
Reserve Grand Champion Market Ducks Trophy .....	Mitch & Denise Buell
Grand Champion Exhibition Duck Banner.....	The Cline Family
Grand Champion Exhibition Duck Trophy.....	Little Munchkins Child Care
Reserve Grand Champion Exhibition Duck Trophy.....	The Steffen Family
Grand Champion Standard Exhibition Banner .....	Fire & Ice Italian Ice Owned by Bill & Shari Harter
Grand Champion Standard Exhibition Trophy .....	Katie & Grace Albert
Reserve Grand Champion Standard Exhibition Trophy .....	Claudy Farms
Grand Champion Market Goose Banner.....	Fire & Ice Italian Ice Owned by Bill & Shari Harter
Grand Champion Market Goose Trophy .....	Brenda Burrell
Reserve Grand Champion Market Goose Trophy .....	Davenport Family
Grand Champion Exhibition Goose Banner .....	Little Munchkins Child Care
Grand Champion Exhibition Goose Trophy .....	The Steffen Family

Reserve Grand Champion Exhibition Goose Trophy .....	Steuben County 4-H Fair Board
Grand Champion Exhibition Turkey .....	JBIA/Julie Burrell Insurance Agency
Reserve Grand Champion Exhibition Turkey.....	Dr. Jon Alley
Grand Champion Egg Class Banner .....	Joanna Claudy & Michael Smith
Grand Champion Egg Class Trophy .....	Joanna Claudy & Michael Smith
Reserve Grand Champion Egg Class.....	Claudy Creations
Senior Showman .....	Kay Clark, Town & Country Beauty Shop
Intermediate Showman .....	Davenport Family
Junior Showman.....	Davenport Family
Clean Pen Award .....	Miller Poultry

### RABBITS

Volunteer Superintendent: Katlyn Beard 260-243-0914

Check-in: Friday, June 21, 8 AM-Noon

Judging: Sunday, June 23, 3 PM

**Description:** The 4-H Rabbit project provides youth a fun and hands-on learning experience that develops life skills, as well as teaches valuable information about properly caring for their animal. Subjects such as general care, nutrition, housing, and health care are presented in the curricular materials. Responsibility, goal setting, record keeping, problem solving, personal safety, disease prevention, and decision making are just a few of the many life skills gained in 4-H animal projects.

**State Fair:** All animals for State Fair entry must be properly identified and enrolled. State Fair entry runs March 1-July 1 at the lowest cost with increased department fees July 2-July 31 and an additional increase August 1 through the day of show.

#### EXHIBIT REQUIREMENTS:

1. All 4-H General and Livestock Rules apply.
2. The show will follow the American Rabbit Breeders Association (ARBA) show rules and all classes will be judged according to ages and weights established by the latest ARBA Standard of Perfection.
3. All rabbits will be shown by breed standards but do not need to be pedigreed. Mixed breed rabbits are not eligible for 4-H exhibition.
4. Rabbits must be in member's possession by May 15.
5. A member may exhibit up to 18 rabbits total – 6 in the four class exhibition group, 6 in the six class exhibition group, 3 meat class fryers, 2 meat class roasters, and/or 1 meat class stewer. Meat pen rabbits are not eligible to show in the exhibition classes.
6. All rabbits exhibited must have a permanent and legible ear tattoo in the left ear.
7. All rabbits must be weighed at check-in by the Rabbit Superintendent and approved before putting the rabbits into cages. In the event a rabbit exceeds the acceptable weight range published in the ARBA Standard of Perfection, it may be moved up to the appropriate class (ie. Junior Buck may move to Senior Buck), but not vice versa.
8. Any rabbit found to not be in good health during check-in will be asked to be removed from the fairgrounds immediately and not be shown. Animals showing signs of any sickness or communicable disease after check-in will also be asked to leave immediately, at the discretion and upon the final decision of the project superintendent.
9. Only rabbits entered in the show are allowed in the rabbit barn.
10. Pens are furnished. 4-H'ers must provide food, water, and bowls for their rabbits.
11. A clean and neat appearance should be kept in the aisle way and around the pens/cages.
12. If a member has 2 or more rabbits in the same class, they may have another 4-H member show one of the

rabbits for them.

- 13. No adults are allowed to carry rabbits to the judging tables.
- 14. It is recommended that 4-H participants wear black pants or tasteful dark jeans, a white button-down collared shirt or white lab coat, and closed-toe shoes at the time of show.
- 15. Rabbit members must indicate their auction intent to the project superintendent at check-in.
- 16. No "For Sale" signs are allowed on cages. Signs may be hung on the bulletin board in the barn.
- 17. Submit a 4-H Rabbit Record Sheet to the Extension Office on/before the [last business day of May](#).

**SHOW CLASS ORDER**

- 1. 4 class group:
  - a. Sr. Bucks/Sr. Does - 6 months of age or older
  - b. Jr. Bucks/Does - up to 6 months of age
- 2. 6 class group:
  - a. Sr. Bucks/Sr. Does – 8 months or older
  - b. 6/8 Bucks/6/8 Does – between 6 and 8 months of age
  - c. Jr. Bucks/Jr. Does – up to 6 months of age
- 3. Meat Pen Classes:
  - a. Fryer - 3 rabbits of the same breed and variety weighing 3.5-5.5 lbs., and less than 10 weeks of age on the day of the show
  - b. Roaster – 2 rabbits of the same breed and variety weighing 5.5-9 lbs., and less than 5 months of age on the day of the show
  - c. Stewer – 1 rabbit weighing 8 lbs. or more, and 6 months of age or more on the day of the show

**SHOWMANSHIP**

- 1. Showmanship selection will be based on how well the animal is handled & shown.
- 2. Junior (grades 3-5); Intermediate (grades 6-8); and Senior (grades 9-12).
- 3. 4-H members must show their own animals in the class.
- 4. A 4-H'er who has been named as the Junior Showman will advance to the Intermediate division the next year. An Intermediate showman winner will advance to the Senior Division the next year.
- 5. There will be a Champion and Reserve Champion named in each class of showmanship. The Senior Showmanship winner may compete in the Small Animal Supreme Showmanship Contest.

**Awards given in this project, if exhibits are deemed worthy by the judge:**

- Grade ribbons (Honor/Yellow, Blue, Red, White) for all exhibits
- 1 Champion ribbon (purple) to the best of EACH breed and 1 Reserve Champion ribbon (pink) for the best opposite of EACH breed
- 1 Grand Champion award and 1 Reserve Grand Champion award for EACH 4-Class, 6-Class, and each of the Meat Pens
- 1 Champion ribbon (purple) for Showmanship in EACH division; all other participants should receive a Participation ribbon

**2023 RABBIT AWARDS**

Grand Champion 4 Class Rabbit Banner .....	Dean & Liz Opdycke
Grand Champion 4 Class Rabbit Trophy.....	Sweet Backyard Bunnies Rabbitry
Reserve Grand Champion 4 Class Rabbit Trophy.....	The Les Gowthrop Family
Grand Champion 6 Class Rabbit Banner .....	Creager Farms
Grand Champion 6 Class Rabbit Trophy.....	Cassie & Todd Pfafman
Reserve Grand Champion 6 Class Rabbit Trophy.....	Shull Farms, Jerry & Stacy Shull
Grand Champion Fryer Banner.....	Pawsitively Paradise
Grand Champion Fryer Trophy .....	The Les Gowthrop Family

Reserve Grand Champion Fryer Trophy.....	The Les Gowthrop Family
Grand Champion Roaster Banner .....	Perry & Kathy Allen
Grand Champion Roaster Trophy .....	Perry & Kathy Allen
Reserve Grand Champion Roaster Trophy .....	In Memory of Riley Zimmer
Grand Champion Stewer Banner .....	Jim Kain Family
Grand Champion Stewer Trophy .....	Sweet Backyard Bunnies Rabbitry
Reserve Grand Champion Stewer Trophy .....	Sweet Backyard Bunnies Rabbitry
Junior Showman.....	Sevits Tree Service
Intermediate Showman .....	Priority IAC – Heath Penick
Senior Showman .....	Shull Farms, Jerry & Stacy Shull
Clean Pen Award .....	Cassie & Todd Pfafman

**SHEEP**

Volunteer Superintendent: Lizabeth Gasaway 668-6860

Check-in: Friday, June 21, 8 AM-Noon

Judging: Monday, June 24, 4 PM (Meat Goat and Pygmy Goat will immediately follow)

**Description:** The 4-H Sheep project provides youth with a fun and hands-on learning experience which develops skills in nutrition, health care, and animal husbandry. Responsibility, goal setting, record keeping, problem solving, personal safety, disease prevention, and decision making are just a few of the many life skills gained in 4-H animal projects.

**State Fair:** All animals for State Fair entry must be properly identified and enrolled. State Fair entry runs March 1-July 1 at the lowest cost with increased department fees July 2-July 31 and an additional increase August 1 through the day of show.

**HEALTH REGULATIONS FOR SHEEP EXHIBITION**

1. See general requirements for all species.
2. Blankets must be removed from all sheep at the time of arrival.
3. All market lambs must be presented slick shorn for inspection at arrival.
4. No sheep may be exhibited that are showing signs of being infected with ringworm.

**EXHIBIT REQUIREMENTS:**

1. All 4-H General and Livestock rules apply.
2. Ewe lambs must be born on/after September 1, 2023. Market lambs must be under 1 year of age on show day and still have their milk teeth intact. Both ewe lambs and market lambs must be in the possession of the 4-H member by the Spring ID day.
3. Market lambs may be any breed and be a wether or ewe. A ewe lamb shown in the market class cannot be shown as a breeding lamb also.
4. A member may show three (3) single market lambs and any two (2) of the three in the Pen of 2 market class. A member may show two (2) single ewe lambs and two (2) single yearling ewes in the breeding classes. Market and breeding ewes do not have to be designated until fair entry day. Pen of 2 does not have to be designated at entry time.
5. In the Pen of 2 classes, both animals must be one member's project.
6. All sheep must be ear tagged to show at the county fair.
7. All sheep must be weighed in by 12 Noon on check-in day. Weight classes are determined by the superintendents.
8. Lambs to be sold must weigh at least 70 pounds. Refer to Auction Rules for exception.
9. Submit a 4-H Sheep Record Sheet to the Extension Office on/before the last business day of May.

10. Sheep members must indicate their auction intent to the project superintendent at check-in.

**SHOW CLASS ORDER**

**Breeding (Grade or Purebred)**

1. Ewe lambs (born on/after September 1, 2023)
2. Pen of Two Ewe Lambs (two ewe lambs owned by the same 4-H member)
3. Yearling Ewes (born between September 1, 2022 and August 30, 2023)
4. Pen of Two Yearling Ewes (two yearlings owned by the same 4-H member)

**Market**

1. Weight Class Champions
2. Grand and Reserve Grand Champion Market Lambs
3. Pen of Two Market Lambs (two market lambs owned by the same 4-H member)
4. Steuben County Born & Bred

**Showmanship**

1. Senior (grades 9-12 and previous Intermediate winners)
2. Intermediate (grades 6-8 and previous Junior winners)
3. Junior (grades 3-5)
4. Champion of Champions

*\*The Meat Goat and Pygmy Goat Show will immediately follow the Sheep Show.*

**Herdsman Award (Clean Pen)**

The Herdsman award will be based on clean aisle way and condition of pens and animals. Members must be present for pre-fair clean up to be eligible. The top shepherd will receive an award.

**Awards given in this project, if exhibits are deemed worthy by the judge:**

- Grade ribbons (Honor/Yellow, Blue, Red, White) for all exhibits
- 1 Champion ribbon (purple) and 1 Reserve Champion ribbon (pink) for EACH of the following: Ewe Lamb, Pen of 2 Ewe Lambs, Yearling Ewe, Pen of 2 Yearling Ewes, Market Lamb weight class, Pen of 2 Market Lambs, and County Born and Bred
- 1 Grand Champion award and 1 Reserve Grand Champion award for Market Lambs, and 1 Grand Champion award and 1 Reserve Grand Champion award for Breeding Ewes
- 1 Champion ribbon (purple) for Showmanship in EACH division; all other participants should receive a Participation ribbon

**2023 SHEEP AWARDS**

Grand Champion Market Lamb Trophy .....	In Memory of Riley Zimmer
Grand Champion Market Lamb Banner .....	Henney Farms
Reserve Grand Champion Market Lamb Trophy .....	Ryan & Becky Waite & Family
Grand Champion Breeding Ewe Trophy .....	Sevits Tree Service
Grand Champion Breeding Ewe Banner.....	Rolling Acres Farms, The Hamlins
Reserve Grand Champion Breeding Ewe Trophy .....	Ronnie Holiday Family
Junior Showman.....	Kain Tool, Inc.
Intermediate Showman .....	Margaret Burrell
Senior Showman .....	Rolling Acres Farms, The Hamlins
Champion of Champions Showman .....	Mitch & Denise Buell
Clean Pen Award .....	Gladys Barron
Rate of Gain .....	Richard & Lori Enfield

Commented [MTM6]: Adopted ISF dates on 11/13

## SWINE

Volunteer Superintendents: Mike Foster 316-3821, Brandi Foster 316-8182, Mike Kunce 316-4422

Check-in: Friday, June 21, 8 AM-Noon

Judging: Saturday, June 22, 9 AM

**Description:** The 4-H Swine project provides youth with a fun and hands-on learning experience which develops skills in nutrition, health care, and animal husbandry. Responsibility, goal setting, record keeping, problem solving, personal safety, disease prevention, and decision making are just a few of the many life skills gained in 4-H animal projects.

**State Fair:** All animals for State Fair entry must be properly identified and enrolled. State Fair entry runs March 1-July 1 at the lowest cost with increased department fees July 2-July 31 and an additional increase August 1 through the day of show.

### HEALTH REGULATIONS FOR SWINE EXHIBITION

1. See general requirements for all species.
2. Brucellosis Testing:
  - a. Swine from Indiana do not need a brucellosis test.
  - b. Swine from outside the state do not need a brucellosis test as long as the state of origin is classified as brucellosis free by the United States Department of Agriculture. A certificate of veterinary inspection is still required.
3. Pseudorabies Testing:
  - a. Swine from Indiana do not need a pseudorabies test.
  - b. Swine from outside the state do not need a pseudorabies test as long as the state of origin is classified as pseudorabies free by the United States Department of Agriculture. A certificate of veterinary inspection is still required.
4. All swine that are to be sold at a breed sale should have a certificate of veterinary inspection issues within 30 days prior to the sale to facilitate interstate movement after the sale.

### EXHIBIT GUIDELINES:

1. All 4-H General and Livestock Rules apply.
2. All animals in the county fair classes below must be farrowed on/after December 1, 2023 in the possession of the member by May 15.
3. 4-H members must identify all gilts and market animals via 4HOnline (<https://v2.4honline.com>) by May 15 in order to exhibit swine at the county fair.
4. Swine will be identified by May 15th by use of a self-tagging procedure. The self-tagging procedure will be as follows:
  - a. Taggers and tags will be available at the Extension Office during office hours, March 1-May 15. A \$25 deposit will be required to check out a pair of taggers.
  - b. Each pig is to be tagged and a photo of the tag placed in the pig's ear (with the tag number being visible) must be taken. On/before May 15th, the picture for each animal must be submitted electronically via 4HOnline in the eartnotch section of 4HOnline as you input your swine animal ID.
5. A member may exhibit two market animals and/or two breeding gilts at the county 4-H fair.
6. Breeding gilts are entered by breed. Champions selected by breed will compete for Grand Champion Breeding Gilt.
7. Market gilts will be identified as a market animal at the county fair weigh-in/check-in.
8. Market gilt and barrow classes (light, medium, and heavy) will be determined after weigh-in is completed. Barrows and/or gilts may be shown in market classes. However, the same gilt cannot be shown in both

Commented [MTM7]: Adopted ISF dates on 11/13

market & breeding gilt classes.

9. All market animals to be sold at the 4-H Auction and/or consigned must weigh at least 220 pounds but not exceed 290 pounds. Any animal under 220 pounds or over 290 pounds may exhibit at the Fair, but cannot be sold. These rules apply to market barrows and market gilts.
10. Submit a 4-H Swine Record Sheet to the Extension Office on/before the [last business day of May](#).
11. Swine members must indicate their auction intent to the project superintendent at check-in.
12. All swine must have at least 1/2 inch of hair on the entire body, except head and belly, to be shown at the county fair. No clipping will be allowed on swine at the fair, clipping must be done before swine are brought to the fair.

**SHOW CLASS ORDER**

1. Breeding Gilts
2. Market Gilts
3. Market Barrows
4. Showmanship (Senior, Intermediate, Junior, Champion of Champions)

**Awards given in this project, if exhibits are deemed worthy by the judge:**

- Grade ribbons (Honor/Yellow, Blue, Red, White) for all exhibits
- 1 Champion ribbon (purple) and 1 Reserve Champion ribbon (pink) for EACH breed class of Breeding Gilts, Market Gilt weight division (if there is more than 1 division), and Market Barrow weight division (if there is more than 1 division)
- 1 Grand Champion award and 1 Reserve Grand Champion award for Breeding Gilts, Market Gilts, and Market Barrows
- 1 overall Grand Champion award and 1 overall Reserve Grand Champion award for Overall Market Hog (Market Gilt vs. Market Barrow)
- 1 Champion ribbon (purple) for Showmanship in EACH division; all other participants should receive a Participation ribbon

**2023 SWINE AWARDS**

Grand Champion Overall Market Hog Banner.....	Greg & Nicole Smith Family
Reserve Grand Champion Overall Market Hog Banner.....	Greg & Nicole Smith Family
Grand Champion Market Gilt Trophy .....	Blonde Family Farms
Grand Champion Market Gilt Banner.....	E&B Paving
Reserve Grand Champion Market Gilt Trophy .....	Blonde Family Farms
Grand Champion Breeding Gilt Trophy .....	Booth Farms
Grand Champion Breeding Gilt Banner .....	Ronnie Holiday Family
Reserve Grand Champion Breeding Gilt Trophy .....	Keith & Rosemary Henderson
Grand Champion Barrow Trophy .....	Carper Farm Supply, Inc.
Grand Champion Barrow Banner .....	Shipe Well Drilling, Inc.
Reserve Grand Champion Barrow Trophy .....	Blonde Family Farms
Champion of Champion Showman.....	Mark & Julie Ridenour Family
Senior Showman .....	Metz Volunteer Fire Department
Intermediate Showman .....	John Greenamyre Family
Junior Showman.....	Booth Farms
Clean Pen Award .....	Metz Volunteer Fire Department



## GENERAL SHOWMANSHIP RULES

(Guidelines updated 10/2023)

The Showmanship Contest for ALL livestock, including dog and cat, will be operated by the same rules.

Exception: horse and pony.

1. Showmanship selection will be based on how well the animal is fitted and trained and the showmanship ability of the exhibitor.
2. Show order, including showmanship, is determined by the project superintendents. Showmanship classes are divided into three groups: Junior (grades 3-5), Intermediate (grades 6-8), and Senior (grades 9-12).
3. Awards will be presented to the winners in the Junior, Intermediate, Senior, and Champion of Champions showmanship classes.
4. A 4-H'er who has been named as the Junior, Intermediate, or Senior Showmanship winner for a specific livestock category, is not eligible to compete in that specific showmanship division in future contests. However, a Junior Champion will be eligible to compete in the Intermediate contest the following year regardless of grade, and an Intermediate Champion will be eligible to compete in the Senior Contest the following year regardless of grade. Members who have advanced to an upper level will remain at that level despite grade.
5. Champion of Champions Showman classes will be conducted with [Feeder Calves](#), Finished Calves, Dairy, Dairy Goats, Meat Goats, Horse & Pony, Sheep, and Swine. Only previous and current year Senior Showmanship winners are eligible to compete. Champion of Champions Showman winners may continue to compete and win the award more than once.
6. 4-H members must show their own animal in all showmanship classes, except for the Supreme Showmanship Contests in which utilizing one's own animal is prohibited.

## LARGE ANIMAL SUPREME SHOWMANSHIP CONTEST

(Guidelines updated 10/2023)

Volunteer Superintendent: Laurie Sellers 316-7722

Wednesday, June 26 at 6 PM

**Description:** The showmanship portion of 4-H livestock projects flips the focus from the animal to the exhibitor. Rather than judging the conformation or marketability of the animal, the judge centers his or her attention on the showman's ability to present the animal, including but not limited to the usage of tools (ie. brushes, show sticks, cages, gates, etc.), animal posture, and animal placement. It is important that the exhibitor maintain eye contact, show awareness, and exhibit courtesy to other exhibitors. More often than not, a judge will also assess an exhibitor's knowledge of the animal's anatomy, the animal's best or worst characteristics, and/or the industry represented.

1. The Champion of Champions Showman of the [Feeder Calves](#), Finished Calves, Dairy, Dairy Goats, Meat Goats, Horse and Pony, Sheep, and Swine will be eligible to compete in the Large Animal Supreme Showmanship Contest. An alternate will also be selected by the judge of each species. If there is a multiple species winner, that winner will choose which specie to represent.
2. The Large Animal Supreme Showmanship Contest will have unlimited eligibility, meaning a 4-H member may participate and/or win as many as times as earned.
3. Livestock Superintendents will determine the animals in their respective barns to be used for the Large Animal Supreme Showmanship Contest.
4. No animals in an estrous cycle will be used in the contest.
5. Each species will be shown under the appropriate guidelines of that species.
6. The exhibitors will all show the same species at the same time.
7. The species order will be: Horse & Pony, Feeder Calves, Sheep, Dairy Goats, Finished Calves, Meat Goats, Dairy, and Swine.

8. Individual winners have to help set-up and tear down the show ring.
9. The contestants will be scored on showing, handling, and questions answered.

**2023 LARGE ANIMAL SUPREME SHOWMANSHIP CONTEST AWARDS**

Cash Award ..... Kain's Farm and Garden LLC  
 Plaque ..... Michael & Brandi Foster & Family  
 Contestant T-shirts ..... Hilltop Dairy LLC



*2023 Steuben County 4-H Large Animal Supreme Showmanship Participants (left to right):  
 Jalyynn Quaderer, Lexie Schworm, Harlee Wise, Tysen Weible, Cade Bachelor, Jacob Crites, Olivia Boots,  
 Piper Hasselman, and Harlee Henney (Winner)*

**SMALL ANIMAL SUPREME SHOWMANSHIP CONTEST**

Volunteer Superintendent: Joanna Claudy 260-243-9460  
 Wednesday, June 26 at 3 PM

**Description:** The showmanship portion of 4-H livestock projects flips the focus from the animal to the exhibitor. Rather than judging the conformation or marketability of the animal, the judge centers his or her attention on the showman's ability to present the animal, including but not limited to the usage of tools (ie. brushes, show sticks, cages, gates, etc.), animal posture, and animal placement. It is important that the exhibitor maintain eye contact, show awareness, and exhibit courtesy to other exhibitors. More often than not, a judge will also assess an exhibitor's knowledge of the animal's anatomy, the animal's best or worst characteristics, and/or the industry represented.

1. The Senior Showman of Dogs, Cats, Rabbits, Waterfowl, and Chickens/Turkey will be eligible to compete for the Small Animal Supreme Showman Contest. An alternate will also be selected by the judge of each species, telling only the superintendent. If there is a multiple species winner, that winner will choose which specie to represent.

2. Superintendents for Cat and Dog will choose one animal which will be used in the contest while superintendents for Rabbits, Poultry, and Waterfowl will choose an animal per exhibitor which exhibitors will choose by random draw the day of the contest. Superintendents will make sure the animal is not owned or previously exhibited by one of the five contestants.
3. The exhibitors will show one after the other.
4. No animals in an estrous cycle will be used in the contest.
5. Each species will be shown under the appropriate guidelines of that species.
6. The species order will be as follows: Dogs, Cats, Rabbits and Poultry.
7. The contestants will be scored on showing, handling, and questions answered.
8. The Small Animal Supreme Showman Contest will have unlimited eligibility, meaning a 4-H member can participate and/or win as many times as earned.

2023 SMALL ANIMAL SUPREME SHOWMANSHIP CONTEST AWARDS

Cash Award.....Rod & Mel Kain  
 Plaque .....Fremont Ready, Willing & Able 4-H Club  
 Contestant T-shirts .....Fremont Ready, Willing & Able 4-H Club



2023 Steuben County 4-H Small Animal Supreme Showmanship Participants (left to right): Libby Curey, Ava Budak (Winner), Jessica Thrush, Karson Shrewsburg, and Zoey Barnes

## 4-H AUCTION

Volunteer Chair: Ty Knox 319-6553  
(Guidelines updated 10/2023)

The 4-H Auction will be held Thursday, June 27 starting at 10:00 AM. Sale order will be: Market Lambs, Commercial Turkey, Market Ducks, Meat Chickens, Laying Hen Egg Baskets, Market Goose, Market Heifers, Beef Steers, Dairy Beef, Dairy Goat Wethers, Meat Goat Wethers, Pygmy Goat Wethers, Dairy Goat Milk and Cheese Baskets, Market Barrows, Market Gilts, Dairy Cattle Milk and Cheese Baskets, [Feeder Calves](#), and [Meat Rabbits](#).

### Auction Requirements

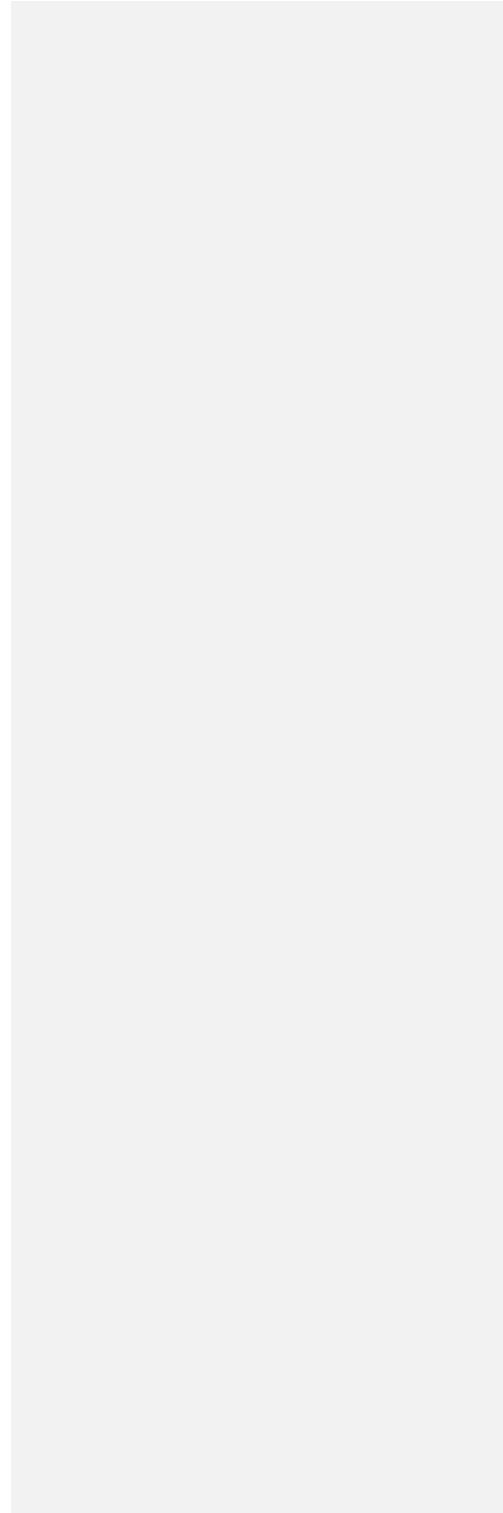
1. [An exhibitor is eligible to sell one Market Animal in the auction. No market truck or consignment will be offered. There will only be 1 option for the auction—Keep by Exhibitor—meaning families must arrange for the transport and/or marketing of the animal following the 4-H fair.](#)
2. Eligible categories include: Market Heifers, Beef Steers, Dairy Steers, [Feeder Calves](#), Dairy Cattle Milk and Cheese Baskets, Dairy Goat Milk and Cheese Baskets, Dairy Goat Wethers, Meat Goat Wethers, Pygmy Goat Wethers, Laying Hen Egg Baskets, Meat Chickens, Commercial Turkey, Market Ducks, Market Goose, [Meat Rabbits](#), Market Lambs, Market Barrows, and Market Gilts.
3. The animal must have been shown in a 4-H livestock show at the Steuben County 4-H Fair.
4. The sequence of sale order within each project is the Grand Champion, followed by the Reserve Grand Champion, followed by ten year members. All other lots within the project will be sold alphabetically or in random order. Green ribbon exhibits are not eligible to be sold in the auction.
5. Members must indicate their initial auction intent in FairEntry by [June 4<sup>th</sup>](#), and they will verify their intent at livestock check-in, with a final verification posted at the Fair Office after livestock check-in. Changes in auction intent will be permitted until 8 PM Tuesday, June 25, 2024 in which the 4-H member will need to communicate their change on a “Change of Auction Intent” form.
6. Pens left unclean by members who are not sending an item through the auction will be invoiced \$25 [per pen/stall](#), and the funds will be distributed to the corresponding project as a means of financial support.
7. To support auction expenses and continued improvement of the Steuben County 4-H program, a 4% commission will be charged to all animals sold through the auction and those which are sold in the block sale (consignment/floored).
8. The species/item with lots which sells last in the current year’s auction will rotate forward to sell first in the next year’s auction.
9. The Auction Committee will withhold all 4-H member’s auction checks for 30 days following the 4-H auction. After the said 30 days, 4-H members’ checks may be withheld by the Fair Board due to lack of buyer payment.
10. All buyers will pay their invoices within 60 days of the auction or a 1.5% late fee will be charged each month thereafter.

[Beginning in 2024, the “Back a 4-Her” program will be an option for those not wishing to sell an animal and will be open to youth in static \(non-living, non-moving\) projects. Back a 4-Her is a work readiness event designed to help youth practice networking and other work readiness skills. Employers, community leaders, and individuals will meet tomorrow’s leaders and workforce to help our youth develop critical skills such as communication and relationship building. Sponsors for event will be solicited from the community to support 4-Hers participating in the “Back a 4-Her” event.](#)


[4-Hers may either choose to participate in “Back a 4-Her” or the livestock auction. They may not participate in both in the same 4-H year.](#)

[The “Back a 4-Her” Networking and Investment Drive will likely be on Tuesday, June 25th from 3:00-5:00 pm](#)

| in the Event Center.



## LONG-TERM OUTCOMES



- Academic or Vocational Success
- Civic Engagement
- Employability & Economic Stability
- Happiness & Wellbeing

- Positive Academic Attitude
- Social Competence
- Personal Standards
- Connection with Others
- Personal Responsibility
- Contribution

## DEVELOPMENTAL OUTCOMES

(Positive Youth Development)



## YOUTH THRIVING

(Social, Emotional & Cognitive Learning)



- Growth Mindset
- Openness to Challenge & Discovery
- Hopeful Purpose
- Prosocial Orientation
- Transcendent Awareness
- Positive Emotions
- Goal Setting & Management

## DEVELOPMENTAL CONTEXT

(4-H Programs)



- Sparks
- Belonging
- Relationships
- Engagement

4-H PROJECT INFORMATION  
AND FAIR BOOK

**STEUBEN COUNTY 4-H** 

THIS COPY BELONGS TO:

---

It is the policy of the Purdue University Cooperative Extension Service that all persons have equal opportunity and access to its educational programs, services, activities, and facilities without regard to race, religion, color, sex, age, national origin or ancestry, marital status, parental status, sexual orientation, disability or status as a veteran. Purdue University is an Affirmative Action institution. This material may be available in alternative formats.