


Mini 4-H Poultry



Kindergarten, 1st and 2nd Grades

The Purdue University Cooperative Extension Service is an Affirmative Action,
equal access/equal opportunity institution.

Dear Parent:

As a Mini 4-H parent, your job will be to guide and encourage your child through the activity. It is highly suggested that you do not complete the activities for them. Instead, help them, guide them, work with them, and let them do all that they possibly can. The 4-H motto is “Learn by doing”... and is the best educational tool that we can provide for youth.

It is the policy of the Purdue Extension Service that all persons shall have equal opportunity and access to its programs and facilities without regard to race, color, age, sex, religion, handicap, or national origin.



Welcome to Mini 4-H! You are now a member of the 4-H family. Mini 4-H'ers have lots of fun. There are many activities for you to explore. You can try new things. You can share it with your friends and family.

Mom, Dad or another adult can help you with your project, and you can bring your project to the 4-H fair. Many people will be able to see what you have done. You will receive a ribbon made just for Mini 4-H.

Things to learn –

The 4-H Symbol: A four leaf clover with an H in each leaf

4-H Colors: Green and white

The 4-H Motto: To make the best, better.

The 4-H Pledge: I pledge my *Head* for clearer thinking;
my *Heart* for greater loyalty;
my *Hands* for larger service;
and my *Health* for better living
in my club, my community,
my country and my world.



Mini 4-H Poultry

Housing, Feeding and Equipment

For mini 4-H in Hancock County, the poultry will be provided for you to show at the Fair. The following advice is for when you are in regular 4-H and have your own animal. Poultry can be easily cared for and handled by smaller boys and girls, like you. Each kind of bird has its own special needs. Your family and leader will help you to learn which works best for your type of poultry.

An important need for poultry is safety. Be sure the buildings and fencing are secure. You do not want your poultry to get out and be lost or harmed and you do not want animals that might harm them to get inside of the fencing.

Dry, clean litter or bedding is needed for most poultry.

Young poultry need warmth for their mother or some other source such as a brooder or light.

As some birds grow older they may need to have a place to roost. Some poultry need special feeders and water containers.

Most importantly, make sure your birds get the right kind of feed and plenty of clean, fresh water!

Grooming Your Poultry to Show

Your leader can help to show you how to handle the birds properly. The most important thing is to be kind, gentle and quiet around the birds. Handling and working with them frequently will make them become tame more easily.

You will need to feed your poultry a little extra for a few days before the show to give their feathers shine and their eyes a special sparkle.

You will also need to keep their housing especially clean so their feathers don't become soiled. If the feathers are dirty you can wash them gently in warm water with a little mild soap, taking care to rinse them well. Be sure the birds dry in a warm (not hot) draft free area.



IF I Had a Poultry Breed...



My favorite poultry breed is the: _____

This is why: _____

This breed comes from: _____


They were primarily used for: _____

Their feather colors are: _____


My poultry breed would be a: **Hen** **Rooster**

I would name it: _____

This is a picture of my favorite poultry breed:



IDENTIFY the PARTS of a CHICKEN



| | | | |
|--------------|----------------|----------------|--------------|
| Beak _____ | Ear Lobe _____ | Shank _____ | Toes _____ |
| Breast _____ | Eyes _____ | Shoulder _____ | Wattle _____ |
| Comb _____ | Hock _____ | Sickles _____ | Vent _____ |



Different Types of Poultry

Draw a line from the bird to the Breed



Chicken

Duck

Pheasant

Ostrich

Quail

Turkey



Breeds & Species of Poultry

Identify the breeds of poultry by drawing a line to match the pictures below with the correct breed name.



Bronze _____



Bobwhite _____

Leghorn _____

Peafowl



Pekin _____



Houdan _____



Embden _____



Broad White _____



Racing Homer _____



Runner _____


Fill in the blanks next to the above breeds with the correct species of each animal.

(Chicken, Duck, Goose, Pigeon, Quail, Turkey)

(First Grade Only)


Poultry Facts

Complete the Poultry facts.



1. Poultry is commonly raised for its _____,
_____, or _____.
2. Waterfowl are birds that live in and around water; two types of poultry that are waterfowl are _____ and _____.
3. The most important nutrient for poultry is _____.
4. True or False: People only eat eggs from chickens.
(Circle one)
5. What kind of poultry is typically eaten at Thanksgiving?

Circle What Your Bird Eats & Drinks



Cereal



Hamburger



Chicken Feed



Soda



Water



Orange Juice

IDENTIFY the Equipment



A. Coop

B. Feeder

C. Leg bands

D. Waterer

E. Egg basket

F. Heat lamp

G. Nesting Box

Research two **Poultry** Breeds

(Second Grade Only)



First Breed: _____

Color: _____

Used for: _____

Why did you chose this breed: _____

Second Breed: _____

Color: _____

Used for: _____

Why did you chose this breed: _____

Paste a Picture of Your Favorite **Poultry**

Chickens and Turkeys and Ducks Oh My...

| | | | | | | | | | | | | | | |
|---|---|---|---|---|---|---|---|---|---|---|---|---|---|---|
| C | E | A | X | U | X | S | D | N | A | B | G | E | L | T |
| N | S | S | X | Y | C | O | O | N | I | E | E | Z | U | N |
| Z | Q | U | W | H | I | S | B | J | N | C | J | D | I | A |
| W | S | X | I | R | T | A | W | G | O | Z | H | A | Y | S |
| U | Q | C | R | R | S | K | J | O | N | A | P | L | L | A |
| L | K | O | I | P | B | F | P | P | Z | I | J | F | F | E |
| S | J | C | Q | V | O | D | U | C | K | P | T | E | X | H |
| H | H | L | N | F | E | U | K | A | X | Z | A | S | X | P |
| X | A | R | E | Z | M | R | L | K | X | T | N | D | E | I |
| C | I | T | S | E | M | O | D | T | H | N | E | K | J | N |
| W | V | X | X | B | K | P | X | E | R | E | K | F | V | F |
| I | I | O | U | Z | R | X | R | O | H | Y | C | C | U | N |
| P | O | L | L | W | D | S | R | X | C | P | I | U | K | M |
| C | W | X | D | X | G | D | X | R | Y | O | H | P | C | Q |
| S | G | G | E | T | U | R | K | E | Y | U | C | B | P | S |

CHICKEN

DOMESTIC

FEATHERS

OSTRICH

TURKEY

CHICKS

DUCK

LEGBANDS

PHEASANT

WILD

COOP

EGGS

NESTINGBOX

POULTRY

PICTURES of YOU and YOUR POULTRY PROJECT

(For your own use, not required at the Fair)

Captions are a must!



Reference Material From:
clay.ifas.ufl.edu/
www.ag.ndsu.edu/