



SPORTS CHECKLIST

Required for Exhibit

- _____ Fill out 4-H Sports Record Sheet and turn in to club leader for his or her signature.
- _____ Create fair exhibit according to requirements in Elkhart County 4-H Sports Manual
- _____ Include in your three-ring notebook – one 8" x 10" photo in a plastic sleeve and your signed Record Sheet.
- _____ Project to be turned into the Purdue Extension Office by June 30th.

Resources available in Extension Office

Elkhart County 4-H Sports Manual

*Poster Foam Board, *Poster Sleeve

www.extension.purdue.edu/elkhart

*Items available for sale; contact Extension Office for current prices

Revised 10/2023

Purdue University is an affirmative action, equal access/equal opportunity institution.



4-H SPORTS RECORD SHEET
Include a signed copy in your three-ring notebook.

Name: _____ Grade: _____

4-H Club: _____

Years in 4-H: _____ (including this year) Years in this project: _____ (including this year)

I have reviewed this record and believe it to be correct:

Leader Signature: _____ Date: _____

Name of Sport: _____

Four basic things I learned this year in the sports project:

1. _____
2. _____
3. _____
4. _____

Did you enjoy participating in this sport? yes no Did not participate
Why or why not?

Did you participate on an organized team(s) this year? yes no
If yes, which one(s)?

What are three things that can make a person unhealthy and reduce their athletic ability?

1. _____
2. _____
3. _____



4-H SPORTS RECORD SHEET

Include a signed copy in your three-ring notebook.

Name: _____ Grade: _____

4-H Club: _____

Years in 4-H: _____ (including this year) Years in this project: _____ (including this year)

I have reviewed this record and believe it to be correct:

Leader Signature: _____ Date: _____

Name of Sport: _____

I would say that my skill level for this sport is: Beginner Intermediate Advanced

Note: This is NOT your level in this 4-H project.

Who taught you how to play this sport? _____

Did you teach someone else how to play your sport? ___ yes ___ no

If yes, who? What did you teach them?

What are three things that could cause an athlete to be injured or reduce their abilities?

1. _____
2. _____
3. _____

List three safety rules to remember while playing your sport.

1. _____
2. _____
3. _____



4-H SPORTS RECORD SHEET

Include a signed copy in your three-ring notebook.

Name: _____ Grade: _____

4-H Club: _____

Years in 4-H: _____ Years in this project: _____
(including this year) (including this year)

I have reviewed this record and believe it to be correct:

Leader Signature: _____ Date: _____

Name of Sport: _____

I would say that my skill level for this sport is: Beginner Intermediate Advanced
Note: This is NOT your level in this 4-H project.

Do you plan to continue to learn new skills for your sport? ___ yes ___ no
If yes, what skills do you want to learn? If no, why not?

Did you show good sportsmanship while playing your sport? ___ yes ___ no
How?

What lifestyle changes have you made to be in this sport?

Have you worked with younger children to help them with this sport? ___ yes ___ no
If yes, how? If no, why not?

How do you plan to maintain your health after high school?

Elkhart County 4-H Sports Project Score Card

Name _____ Placing _____

Grade _____ Level: Beginner Intermediate Advanced

	Excellent	Good	Needs Work
Subject			
Well developed; shows effort			
Conveys message			
General appearance & workmanship			
Creativity			
Neatness/Cleanliness			
Attracts interest			
Good use of color			
Lettering uniform			
Meets requirements			

Comments:


Elkhart County 4-H Sports Score Card Project

Name _____ Placing _____

Grade _____ Level: Beginner Intermediate Advanced


	Excellent	Good	Needs Work
Subject			
Well developed; shows effort			
Conveys message			
General appearance & workmanship			
Creativity			
Neatness/Cleanliness			
Attracts interest			
Good use of color			
Lettering uniform			
Meets requirements			

Comments:






P PURDUE UNIVERSITY | Extension - Elkhart County

Elkhart County



4-H Sports



Elkhart County 4-H Sports Project - County Only – No State Fair Exhibit
Adopted December 2008 - Revised October 2014

Special thanks to the various counties in Indiana that contributed to this project. Adapted primarily from Blackford County 4-H.

4-H Sports Project

County Only – No State Fair Exhibit

Sports have an appeal for almost everyone. People talk about sports as much as the weather. Almost any pleasant activity that is done with the purpose of exercise may be called a sport.

This project is designed to:

- Provide the opportunity for instruction and participation in sports.
- Emphasize that skills in sports are valuable social and recreational tools which enrich our lives.
- Acknowledge that participation in sports contributes to the development of self-confidence.
- Recognize that sports can help with the maintenance of good health.

To participate in the 4-H Sports Project choose one or more of the following methods:

- a. Participate actively with any organized team of which you are a member.
- b. Participate in a sport with your 4-H club.
- c. Participate on your own, if the sport you select is an individual sport.



Benefits from Sports Participation

Participation in sports is an education in itself. No other single activity today offers all of these benefits:

Physical Well-Being

Through participation in sports the body and the mind grow and develop. The muscles as well as the vital organs (heart and lungs) grow strong with an increase in physical activity.

Discipline

We hear from many places that young people need to learn discipline. Athletics teach and impose self-discipline which is vital to a successful adult life.

Release of Physical Energy

Young people will find a way to release physical energy. Sports offer a wholesome outlet for this energy.

Competition

Our entire way of life values competition. Every person in industry, business, or a profession is competing to improve or maintain their economic standing. Sports participation in a wholesome environment can teach the spirit of competition.


Loyalty

Being faithful to a team, group or cause is an important lesson of athletics. No one will fail themselves when they have learned the lesson of being loyal to others.

Perseverance

How many times do people miss the goal they have been seeking because they quit trying a little too soon? Athletes learn to stay on the job and not give up until the contest is over.

Project Completion Requirements



1. Choose at least one sport you enjoy.
2. Learn what the basic skills are for your chosen sport.
3. List the resources you used – such as books, magazines, internet sites, interviews – on the record sheet.
4. Complete the record sheet and have it signed by your leader by the required date. Place a copy of the signed record sheet in your three ring notebook. Your record sheet is for your benefit. If you have not improved a skill to your own satisfaction, be honest!
5. Your Fair exhibit is a three ring notebook about the sport you have participated in or researched.

Suggestions & Tips

You may use any good resource books available through local libraries, bookstores, sporting goods stores or the internet.

If you participated in more than one sport, choose only one for your three ring notebook exhibit. If you participate in multiple sports, you may choose a different one each year of participation.

Select a different sport or topic each year.

You may include pictures in your three ring notebook. These may be drawings, pictures from books, magazines, the internet or photographs of you or someone else participating in the sport.

Some possible sports include but are not limited to:

Aerobics, Baseball, Basketball, Bowling, Camping, Canoeing, Cross Country, Diving, Football, Golf, Gymnastics, Hiking, Hockey, Ice Skating, Judo, Karate, Martial Arts, Rollerblading, Roller Skating, Rugby, Running, Skiing, Skateboarding, Soccer, Softball, Swimming, Table Tennis, Track and Field, Trampoline, Volleyball, Walking, Water Skiing, Wrestling etc.

The sport chosen cannot be any sport that is offered in another 4-H project. For example, Fishing, Shooting Sports, (including Archery), ATV and Bicycle should be exhibited through their specific 4-H clubs and will not be accepted in the Sports project.




Exhibit Requirements

This is a three ring notebook project. Three ring notebooks should include all previous years' work and records for your current level. Use a divider to separate each year's work. Only your work for the current year will be judged; however, the judge may choose to look at previous years' work for reference. Three ring notebooks will be judged but not displayed at the fair.

Beginner: Grades 3-5

If you are in this level for more than one year, you should select a different topic about your sport or a different sport each year.

Prepare one three ring notebook that includes information and illustrations about your chosen topic.

Include in your three ring notebook one 8" x 10" photo in a plastic sleeve. This photo will be used for display at the fair. This can be a picture of you or another person participating in your chosen sport, equipment needed for your chosen sport or other illustration that explains the benefits of your sport.

Choose one of the following topics for your project:

1. **"Safety Rules For _____":** (i.e. Tennis, Rugby, Swimming, Archery, Golf, etc.)
Explain the safety needed for the game – NOT the rules to play.
Explain the precautions to be used in this sport.
2. **"Equipment Needed For _____"**
3. **"Basic Skills to Develop For _____"**
4. **"Exercise Value of _____"**
Fitness health required for an athlete for that sport.

Intermediate: Grades 6-8

If you are in this level for more than one year, you should select a different topic about your sport or a different sport or person each year.

Prepare one three ring notebook that includes information and illustrations about your chosen topic.

Include in your three ring notebook one 8" x 10" photo in a plastic sleeve. This photo will be used for display at the fair. This can be a picture of you or another person participating in your chosen sport, equipment needed for your chosen sport or other illustration that explains the benefits of your sport.

Choose one of the following topics for your project:

1. The history of a sport.
2. The history of the rule changes of a sport.
3. Research an important person who has influenced a sport. Tell how he/she has helped shape the sport to be what it is now.
4. Research how a particular sport was invented or the person who invented the sport.

Advanced: Grades 9-12

If you are in this level for more than one year, you should select a different topic about your sport or a different sport or person each year.

Prepare one three ring notebook that includes information and illustrations about your chosen topic.

Include in your three ring notebook one 8" x 10" photo in a plastic sleeve. This photo will be used for display at the fair. This can be a picture of you or another person participating in your chosen sport, equipment needed for your chosen sport or other illustration that explains the benefits of your sport.

Choose one of the following topics for your project:

1. The life-style an athlete should maintain to remain healthy and competitive. Examples include: eating a healthy diet, exercising or training, avoiding the use of illegal or harmful substances, etc.
2. Research a present or past sports personality. Include a description of his/her career.
3. Research the major rule changes of a particular sport from an elementary level to a professional level. For example: Little League vs. Professional Baseball.

