

2024

Adams County 4-H Catalog



JOIN THE CLUB

Join 4-H, the club of families that tackles life's little questions together to grow great kids !

Adams County 4-H Fair July 21-25, 2024
Indiana State Fair August 2-18, 2024

Extension Educators

Amy Rumschlag
4-H Youth Development
County Extension Director
amyjohnson@purdue.edu

Brad Kohlhagen
Agriculture and Natural Resources
bkohlhag@purdue.edu

Support Staff

Dusty Gibson
dlgibson@purdue.edu

Missy Smitley
mssmitle@purdue.edu

Purdue Extension - Adams County

Open 8AM to 4PM Monday - Friday
313 W Jefferson Street, Suite 213
Decatur, IN 46733
260-724-5322

Online at:

Purdue Extension Website:
extension.purdue.edu/adams

v2.4honline.com

Sign Up for 4-H, Add/Drop 4-H
Projects, Enroll Livestock, Upload
Scholarships, Register for 4-H
Camp/Trip Opportunities

adamscountyindiana.fairentry.com

Make entries for specific exhibits
intended for exhibition at the
Adams County 4-H Fair

LIKE US ON  **facebook**  Follow us on *Instagram*  **twitter**

AdamsCountyIN4-H

Indiana 4-H Mission and Vision

Mission

The Indiana 4-H Youth Development mission is to provide real-life educational opportunities that develop young people who positively impact their community and world.

Vision

Indiana 4-H Youth Development strives to be the premier, community-based program empowering young people to reach their full potential.

4-H Motto

"To Make the Best Better", intended to inspire young people to continue to learn and grow, to make their best efforts better through participating in educational experiences.

4-H Emblem

The green four-leaf clover with white letter "H" in each leaf is the National 4-H Emblem.



4-H Pledge

I pledge...

my **head** to clearer thinking,
my **heart** to greater loyalty,
my **hands** to larger service, and
my **health** to better living for
my **club**, my **community**,
my **country**, and my **world**.

TABLE OF CONTENTS

	Page		
Clubs and Adult Volunteers		Consumer Clothing	45
Mini 4-H Clubs & Leaders	4	Dairy	46
4-H Township Clubs & Leaders	4	Do Your Own Thing	48
Livestock Committee Members	5	Dogs	49
		Electric	50
Schedules and Important Dates		Entomology	52
Fair - Trash Pick Up Schedule	6	Floriculture	53
Fair - Clover Center Work Schedule	6	Foods/Food Preservation	56
		Forestry	60
4-H Policy and Procedures		Gardening	60
Adams County 4-H Governing Rules	7	Herbs	
Indiana 4-H Policy and Procedures	8	Potato	
4-H Board/Committee Flow Chart	14	Genealogy	63
Grievance/Appeal Process	15	Geology	67
		Gift Wrapping	68
Animal Project Rules		Goats	69
Livestock Guidelines	17	Health	71
Animal Identification Requirements	19	Home Environment	72
Animal Medical Treatment Form	20	Horse & Pony	73
Supreme Showmanship	21	Junior Leaders	75
Auction Rules	21	Microwave Cooking	75
		Model Building	76
Mini 4-H Section		Photography	76
Mini 4-H Table of Contents	23	Poultry-Frozen Broilers	77
Mini 4-H Guidelines	24	Poultry-Live	78
Mini 4-H Project Requirements	25	Rabbits	80
		Recycling	82
4-H Subject Matter		Scrapbooking	83
Aerospace	33	Sewing	84
Alfalfa/Mixed Hay	34	Sewing Fashion Revue	85
Animal Education	34	Sheep	86
Aquatic Science	35	Shooting Sports Education	88
Arts & Crafts	36	Small Animals	92
General		Sportfishing	92
Fine Arts		Starter Calf	93
Needlecraft		Swine	95
Barbecue	37	Tractor Driving	97
Beef	38	Veterinary Science	97
Beekeeping	40	Weather & Climate Science	98
Bicycle	40	Wildlife	98
Cake Decorating	41	Woodworking	99
Cats	42		
Child Development	43		
Collections	44		
Construction/Architectural Replica	44		

Judging scorecards for all projects located at the Extension Office or online at:
<https://extension.purdue.edu/4-H/projects>



ADAMS COUNTY 4-H

MINI 4-H AND TOWNSHIP CLUBS

WHAT CLUB CAN I JOIN?

Join the club that is the best fit for you!! You do not have to enroll in a specific club just because you live in that township. If your friends are part of a different club or if you are interested in testing out another one, please do.

We want families to find the club that feels like the best fit. Each club is unique in their amount of education, service and social events.

Township 4-H Clubs

For Youth in Grades 3-12

Blue Creek Sodbusters

Ricky Bollenbacher 701-1834

Blue Creek Up & At It

Ashley Beard 419-605-8009
Ingrid Kohlhagen 592-8727
Andrew/Monica Schaefer 701-2875

Commodore Clovers

Janel Lengerich 706-1845

French Happy Hoosiers

Jon Isch 413-1147

French Peppy Peppers

Elizabeth Fruechte 849-9131
Liz Heyerly 701-0024

Jefferson Go Getters

Brad & Jill Martin 525-8357

Monroe Country Kids

Lindsey Beer 341-4714
Madi Schoeneman 849-9945

Preble Pathfinders

Lori Cole 445-3326
Dan Fuhrmann 223-1001
Kady Fuhrmann 223-9760
Sara Thomas 701-0358

St. Marys Happy Hustlers

Taylor Free 223-8682
Rachel Selimovic 904-738-1079

Union Working Pals

Darlene Hitchcock 223-3704

Wabash Cloverleaf

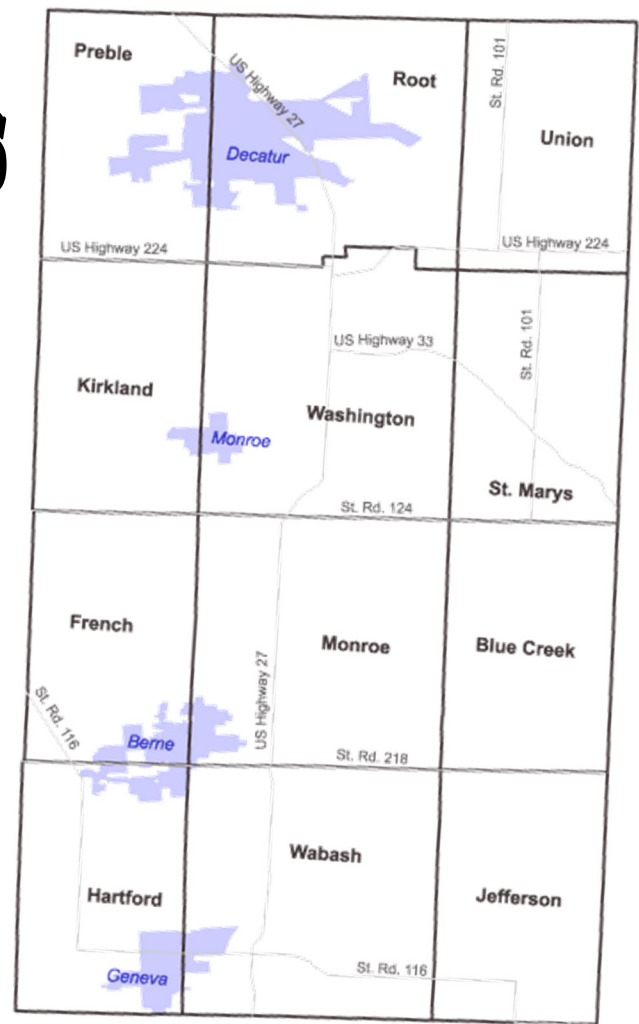
Mark, Jeanene, Elise, Marie & Shana Neuenschwander 589-2133

Wabash Workers

Katie Bluhm 223-7776
Carley Rediger 692-2034
Cara Rhoades 849-0231

Washington Sequoias

Don & Tori Anderson 223-8737



Mini 4-H Clubs

For Youth in Grades K-2

Adams Central

Carla Bluhm 692-6482
Lindsey Bluhm 301-1369

North Adams

Fred & Becci Kunkel 580-3756

South Adams

Kay All 525-0952
Kate Uebersax 589-2477

St. Joe

Janel Lengerich 706-1845

St. Peter/Immanuel

Susan Burns 466-1790
Kim Fuelling 466-1211

Wyneken

Lori Cole 445-3326
Kady Fuhrmann 223-9760
Sara Thomas 701-0358

All Mini 4-H Clubs (with the exception of Adams Central, South Adams and Wyneken) meet afterschool at/near each respective school.

Homeschool students may join the Mini 4-H Club which is the best fit for location or meeting times.

4-H LIVESTOCK COMMITTEE MEMBERS

Beef and Starter Calf

President	Paul Bluhm
Vice-President	Todd Lotter
Secretary	Patrick Lehman
Educational Director	Lindsey Bluhm

Vince Bollenbacher	Katelyn Borne*
Lola Feasel*	Doug Habegger
Burton LeFever*	Mark LeFever
Jon Liechty	Caiden Neuenschwander*
Eric Neuenschwander	
Jared Nussbaum	Addie Schaefer*
Nina Schaefer*	Brandon Scherer

Dairy

President	Judy Mudd
Vice-President	Stan Becher
Secretary/Educational Director	Ingrid Kohlhagen
Treasurer	Fred J. Kunkel

Lesley Hough	Justin Hummel
Addie Gehres	Mariah Mudd*
Brandon Schoeneman	

Goats

President	Nate Hirschy
Vice-President	Jared Ehlerding
Treasurer/Secretary	Elise Neuenschwander
Educational Director	Amy Hirschy

Jesse Franke	Alyssa Fruechte*
Aaron Hirschy*	Ben Hirschy*
Adam Minnich	Breanna Strome
Sam Strome	

Horse & Pony

Meleta Brown	Mike Grimm
Missy Henry	Susie Miller
Jeremi Schortgen	Aaron Selking

Treasurer	Madge Smith
-----------	-------------

Horse & Pony Mini Leaders

DeeAnn Lengerich	Magen Wilson
------------------	--------------

Poultry-Live Birds

President	Kathy Palacios
Vice-President	Amy Obringer
Treasurer	Traci Bultemeier
Educational Director	Kathy Palacios

Xavior Palacios*

Rabbits

President and Educational Directors	Jason King
	Elise Neuenschwander
Vice President	Mark Neuenschwander
Treasurer	Elise Neuenschwander
Secretary	Youth Representative

Taylor Free	Craig Fruechte
Leslie King	Ron King
Jeanene Neuenschwander	
Rachel Selimovic	Amie Sprunger

Sheep

President	Holly Neuenschwander
Vice-President	Jason Shuck
Secretary	Amie Sprunger
Educational Director	Holly Neuenschwander

Mike Jones	Ron King
Ella Neuenschwander	
Gabe Neuenschwander*	
Jared Nussbaum	Londin Nussbaum*
Randy Reynolds	Jasper Shuck*
Makenna Steffen	Megan Yoder*

Swine

President	Brandon Gaskill
Vice-President	Noah Brite
Secretary/Treasurer	Aaron Gaskill
Educational Director	Branson Jordan*

Thad Grubaugh	Shawn Kiess
Ryan Marbach	Chad Ogg

I PLEDGE.... MY HANDS TO LARGER SERVICE

"It takes everyone to make the Adams County 4-H Fair a Success"

Trash Pick Up Work Schedule

It is important that we keep the fairgrounds clean at all times; especially during the Adams County 4-H Fair. We rely on the **4-H members, parents and volunteers in each township club** to assist with trash pick-up.

Get your group together and make this a quick and fun event; honestly you can be completely done picking up trash, cleaned up and enjoying an ice cream at the Clover Center in no time if your group shows up !

All 4-H'ers, parents and volunteers should meet at the **Clover Center** at the time specified below that matches your township club. Trash Pick Up Instruction Sheet, Map and Trash Bags will be supplied and available in the janitorial closet in the Clover Center hallway.

Day	Time	Township	Time	Township	Time	Township
Saturday, July 20			8 PM	Washington Sequoias Commodore Clovers		
Sunday, July 21	4PM	Union Working Pals	8 PM	Blue Creek Sodbusters		
Monday, July 22	2 PM	French Peppy Peppers	8 PM	Jefferson Go Getters St. Mary's Happy Hustlers		
Tuesday, July 23	1 PM	Preble Pathfinders	5 PM	French Happy Hoosiers	9 PM	Blue Creek Up & At It
Wednesday, July 24	2 PM	Wabash Cloverleaf	8 PM	Wabash Workers		
Thursday, July 25	2 PM	Monroe Country Kids				

Clover Center/Dining Hall Work Schedule

Food sales during the week of the Adams County 4-H Fair help us maintain and even make improvements to the fairgrounds throughout the year. It is crucial that we continue to provide delicious food through both the 4-H Dining Hall and the Clover Center. We rely on those 4-H families who are enrolled in animals projects to man the Clover Center.

Below are specific days which each species has been assigned to work in the Clover Center and/or Dining Hall. When signing up for your shift, if the day is already full that corresponds with the species you show please sign up to work in the Dining Hall! Please understand we need both 4-H members and parents to make the Clover Center and Dining Hall run efficiently.

Saturday, July 20

Dog 6 AM - 5 PM
Extension Board, 4-H Council, Fair Board (5 PM - 10 PM)

Sunday, July 21

Swine 8 AM—10 PM

Monday, July 22

Poultry 7AM - 1PM
Rabbit 1PM - 10PM

Tuesday, July 23

Dairy 6 AM - 11AM
Goat 11AM - 5PM
Extension Board, 4-H Council, Fair Board (5 PM - 11 PM)

Wednesday, July 24

Horse and Pony 7 AM - 4 PM
Sheep 4 PM - 10 PM

Thursday, July 25

Beef & Starter Calf 7 AM - 9 PM

Attention all 4-H'ers showing an animal:

You MUST work a minimum of 1 shift in the Clover Center or Dining Hall during fair.

Watch the summer newsletter for details to sign up online to represent your species and serve up yummy food and big smiles to fair goers !!

ADAMS COUNTY 4-H GOVERNING RULES

Adams County 4-H Membership Rules and Requirements:

- Annual Program Fees
 - Participation in the Indiana 4-H program requires an annual \$15.00 program fee, which supports insurance, risk management, club management and other programmatic growth opportunities.
Adams County 4-H Council additionally charges a \$5.00 county program fee to support educational resources and programming efforts for the local community.
Members should pay at the time they complete online enrollment, October 1 through January 15.

Mini 4-H	K-2 Grade	\$5.00 County	---- State
4-H	3-12 Grade	\$5.00 County	\$15.00 State
 - Scholarships to cover the costs of county and/or state program fees are available to those who request assistance. Please contact the 4-H Extension Educator to request assistance if needed.
 - Program fees are not refundable.
 - Township/County clubs may charge additional club dues, this varies from club to club.
- Members are encouraged to attend a **minimum** of one club meeting.
The purpose of a 4-H Club is to provide positive youth development opportunities to meet the needs of young people to experience belonging, mastery, independence, and generosity (the Essential Elements) and to foster educational opportunities tied to the Land Grant University knowledge base.
- All youth are encouraged to assist with helping make the Adams County 4-H Fair successful, specific help needed include Fair Set-Up, Pre-Fair Judging, working in the 4-H Dining Hall or Clover Center and Fair Clean-Up.
 - Members who do not attend and sign-in at Fair Clean-Up who participate in the 4-H Livestock Auction will have \$50.00 assessed to their auction check, funds will go to the Executive Livestock Committee to be used for livestock facility/project improvements.

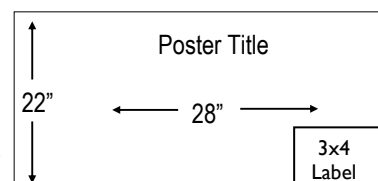
Adams County 4-H Projects/Subject Matter Exhibit Rules:

- Adams County 4-H members **must turn in completed Universal Record Sheet** along with completing **Fair Entry** by 4PM on July 1. Members missing the deadline may compete, with the highest possible ribbon placing being a blue.
- Members may enroll in a higher division only but will not be eligible to go back to a lower division.
- All 4-H exhibits must be prepared during the current 4-H year.
- Completed 4-H exhibits not in by the designated time will be considered late and not be considered for premiums.
- Open Judging will be observed for subject matter judging which allows youth to interact with the judge to receive constructive comments on your exhibit and to share with the judge their talents. It is not mandatory that youth attend open judging, however it is a great learning opportunity.
The judge will consider the entire exhibit as a unit.
During open judging all exhibits will be placed in a Blue, Red, White or Participation group.
Advanced placings will be offered to those projects which go above and beyond.
- Closed Judging will be observed for Premium and Champion placings with results made visible opening day of fair.
Premium ribbons will be awarded to five exhibits in each division/level of each project.
These placings will be selected from the blue ribbon group.
Grand Champion and **Reserve Grand Champion** honors will be awarded in each project where the judge deems advanced placement is worthy.
 - All first premium winners will be considered for Grand Champion.
 - The remaining first premium exhibits and the second premium to the Grand Champion will be considered for the Reserve Grand Champion.
 - There will be at least one Grand Champion overall for each project.
If there is difference in awards, it will be specified in project rules.
- If a subject matter has three or few members complete for two consecutive years, that subject matter may be dropped due to lack of interest.

Poster/Display Board Guidelines:

Posters projects that do not adhere to the following requirements will result in being counted down a ribbon grade

- All posters must be displayed horizontally and measure 22x28 inches.
- All posters must have a hard backing. (Foam Board, Paneling, etc.)
- All posters must be covered with a clear plastic or acetate.
- A 3" x 4" label will be provided at fair check-in with member information (Name, Grade, Club Name, Division).
This label **must** be placed in the lower right corner of the poster, plan accordingly when making your poster.
- Posters, Notebooks, Display Boards must provide a reference list, citing all sources of information.
- Display Boards should be designed to sit on a table using no more than 36" of tabletop space.



INDIANA 4-H POLICY AND PROCEDURES

Philosophy and Expectations:

The Indiana 4-H Youth Development program serves the youth of Indiana by providing a strong educational youth development program. This program delivers educational experiences in a variety of settings. Caring, capable and contributing adults assist in the 4-H program as role models for youth. The rich heritage of the 4-H Program is one to be valued and passed along to future generations.

The Indiana 4-H Youth Policies and Procedures includes certain standards and guidelines to assure that 4-H is a positive youth development program. County 4-H policy is guided by the county 4-H policy making or governing board (i.e., 4-H Council) as provided by the County Extension Board. Legal authority for the 4-H Program rests with the Director of the Cooperative Extension Service at Purdue University. No county 4-H policy may conflict with state 4-H policy or with federal guidelines and requirements.

Deadlines for county and state participation should be carefully constructed so as to encourage rather than to discourage participation. Such deadlines should be well published.

It is the policy of 4-H to be an inclusive organization. No county policy or practice should be used to arbitrarily exclude youth from either membership or participation. Youth should participate in 4-H Youth Development opportunities at levels and times that best suit the youth's development.

Per state and federal guidelines, volunteers and Extension Educators may not require youth to attend 4-H club meetings in order to complete 4-H or exhibit their work.

4-H Mission and Vision

4-H Mission:

The Indiana 4-H Youth Development mission is to provide real-life educational opportunities that develop young people who positively impact their community and world.

4-H Vision:

Indiana 4-H Youth Development strives to be the premier, community-based program empowering young people to reach their full potential.

What is Positive Youth Development?

Positive youth development occurs from an intentional process that promotes positive outcomes for young people by providing opportunities, relationships, and the support to fully participate. Youth development takes place in families, peer groups, schools, neighborhoods, and communities.

The Interagency Working Group on Youth Programs, a collaboration of 21 federal departments and agencies that support youth, created the following definition of positive youth development (PYD):

“PYD is an intentional, pro-social approach that engages youth within their communities, schools, organizations, peer groups, and families in a manner that is productive and constructive; recognizes, utilizes, and enhances young people’s strengths; and promotes positive outcomes for young people by providing opportunities, fostering positive youth relationships, and furnishing the support needed to build on their leadership strengths.”

Pledge:

The pledge tells what 4-H is about. The 4-H goal is the four-fold development of youth: Head, Heart, Hands and Health. The pledge was adopted by the delegates of the 1927 National 4-H Club Camp in Washington, D.C. State club leaders voted for & adopted the pledge for universal use. The phrase “and my world” was added in 1973.

The saying of the pledge has a prominent place in 4-H activities, at regular 4-H meetings, achievement days and other club events.

Motto:

The 4-H motto, “To Make the Best Better”, is intended to inspire young people to continue to learn and grow, to make their best efforts better through participating in educational experiences.

Colors:

The 4-H colors are green and white.

Green, nature’s most prominent color, symbolizes growth.
White symbolizes purity and high ideals.

4-H Name and Emblem Regulations:

The 4-H Name and Emblem are protected under federal statute Title 18, U.S. Code 707. This provides the 4-H Name and Emblem with the level of protection afforded other Federal marks, such as the Seal of the President of the United States and the Olympic Rings. Congress has delegated to the Secretary of Agriculture responsibility for the proper use of the 4-H Name and Emblem. The Secretary, in turn, has delegated responsibility to the National Institute of Food and Agriculture (NIFA) and, within NIFA, responsibility resides in the Division of Youth and 4-H.

Use of 4-H Name and Emblem

The 4-H Emblem should always appear as a whole image.

- Do not remove any leaves. Do not superimpose another image over the top of one of the leaves. Other images should be moved and appear completely separate from the 4-H Emblem.
- Don’t “cut off” a leaf by running it off the edge of the paper in print media or other designs.
- Don’t place text or other images over or on top of the 4-H Emblem.
- The 4-H Emblem should not appear screened under words or graphics. No photo, drawing, symbol, work or other figure or object may be placed on or obscure the 4-H Emblem. This includes on web pages, where it should not appear as a “watermark” behind other information.

Using the 4-H Name

The official 4-H Name includes 4-H, 4-H Youth Development, or 4-H Youth Development Program.

When using the term “4-H,” it must conform as follows:

- Numeral “4” separated from a capital “H” with a hyphen (not a dash, slash or space).
- Do not replace 4-H with “Four-H.”
- Do not use the 4-H Emblem in place of the word “4-H” in a title or text.
- Avoid separation of any of the elements of the 4-H Name at the end of sentences.

I pledge
my *head* to clearer thinking,
my *heart* to greater loyalty,
my *hands* to larger service,
my *health* to better living,
for my *club*, my *community*,
my *county*, and my *world*.

INDIANA 4-H POLICY AND PROCEDURES

4-H Eligibility

Purdue Extension is part of the College of Agriculture at Purdue University, cooperating with Indiana's 92 Counties and the United States Department of Agriculture. The 4-H Youth Development program abides with the nondiscrimination policies of Purdue University and the United States Department of Agriculture.

Youth may become 4-H members when they enter the third grade and may continue their membership through the completion of grade 12. Each individual may continue membership for a maximum of ten (10) consecutive years.

Exceptions:

1. Youth who enroll in grade three and are advanced academically (thus graduating early) may continue for a total of 10 years ONLY if the enrollment occurs in consecutive years.
2. Those youth who are academically advanced and "skip" 3rd grade, may begin the program as a 4th grader and may continue for a total of 10 years ONLY if the enrollment occurs in consecutive years.
3. Those youth who enroll in grade three and are retained a grade in school may continue to progress through the 4-H Program by adding subsequent years of participation, but MAY NOT exceed 10 years of participation. For example, if a member is retained one year in school (public, private, or home), their final year of 4-H membership would conclude the summer following their junior year of high school.
4. Those youth who entered the program in 3rd grade and for one reason or another leave formal education prior to the completion of 12th grade may continue for a total of 10 years ONLY if the enrollment occurs in consecutive years.
5. Additional exceptions may be requested to the State 4-H Leader or his/her designee.

NOTE: 10 years of membership in the 4-H Youth Development Program is an opportunity --- not an entitlement. Those youth who do not enroll as 3rd grade students or meet the exceptions above, conclude their involvement with the program during the summer immediately following the completion of their senior year in high school.

An individual's 4-H grade is determined by the school grade in which he or she is classified at the time of year he or she enrolls in 4-H. A member does not advance in 4-H grade until he or she enrolls in 4-H for the subsequent year. Each member should enroll in the division of a project/subject that would best suit his/her interest and potential for personal growth and would enhance their family involvement.

Opportunities in the 4-H program are available to all Indiana youth as defined regardless of race, religion, color, sex, national origin or ancestry, genetic information, marital status, parental status, sexual orientation, gender identity and expression, or disability. Married young men and women of 4-H age may participate in any of the 4-H projects and activities. However, married persons must participate by the same terms and conditions and/or guidelines as unmarried participants. Membership in 4-H is gained by annually enrolling through a Purdue University Cooperative Extension Service Office located in each of Indiana's 92 counties.

The Indiana 4-H Youth Development program year is October 1 to September 30 annually. Enrollment is an annual process attained by completing individual 4-H enrollment via the 4-H Online enrollment process. Statewide 4-H Online enrollment occurs annually October.

Youth Needing Special Accommodations:

4-H programs should be designed to consider the needs of participants to create a sense of belonging and feeling of inclusion among all youth. Accommodations may include youth with special needs (e.g., cognitive, learning, physical differences), or there may be other accommodations requested. The 4-H Health Form asks for this information. For accommodations or requests, please contact the Purdue Extension 4-H Youth Educator for any actions which may be necessary or appropriate.

A series of Inclusive 4-H resources are available on the Indiana 4-H Website to help staff, volunteers, and families provide the best opportunities possible for all youth regardless of their level of abilities.

Marriage Status and Parental Status:

Married individuals and parents who meet school grade requirements to participate in Indiana 4-H are eligible to fully participate in the 4-H program and are eligible for all benefits therein.

Residence:

Indiana youth typically enroll in 4-H Youth Development programs in the county or state in which they reside. However, individuals living in one county may join 4-H in another county. There must be educational or social reasons for an individual joining 4-H in a different county than that of their primary residence. During a single program year, a 4-H member enrolled in a given project may enroll and exhibit that project only in one county of enrollment.

In the event that a project is not offered in the county of primary 4-H enrollment, a 4-H member may enroll in that specific project in a different county. Approval of this special exception rests with the 4-H Extension Educator in consultation with the State 4-H Office. Participation in 4-H related activities and events (i.e., judging, performing arts, auction) must be in the county of primary 4-H enrollment.

The above policy is not intended to provide an escape mechanism for 4-H members and families who are unwilling to follow the terms and/or conditions in their current county of 4-H membership. Decisions regarding 4-H membership in a non-resident county (a county you do not live in), rest with the 4-H Extension Educator in the receiving county in consultation with the State 4-H Office.



4-H Project and Competitive Events Guidelines

Competition and Youth Development

4-H's mission is to empower youth to reach their full potential through working and learning in partnership with caring adults. Many volunteers and staff work to assist youth in developing knowledge, skills and attitudes that enable them to become productive and contributing members of society.

It is important for adults to keep this goal in mind and recognize that youth need to learn how to complete projects, not someone else. While there are obviously differences in the abilities of 3rd grade student as compared to a 12th grader, the potential for youth to learn is always greatest when youth are responsible for completing the various aspects of their project.

In competitive events, parents and others focusing on winning the competition and not on developing the youth can overlook the mission of youth development. The following principles should be recognized for determining rules regarding 4-H members doing their own work.

- Help from family members is appropriate for some aspects of the project. However, the exhibitors should have increased responsibility as they mature in their project skills.
- Teamwork is a life skill and working together with other 4-H members is appropriate.
- Professionals or individuals who are paid to do similar work and are older than 4-H age and not related to the youth, should not be involved in aspects of the project that are directly related to exhibition and competition. Along with principles, the following questions should be asked for determining rules regarding 4-H members doing their own work:
 - * Is the 4-H member capable of completing the work, even if the level of expertise is different from other youth or adults?
 - * Are other youth of similar age capable of completing the work? Is the assistance offered by other exhibitors or family members focused on competition for exhibition or is the youth involved in the process and able to improve his/her own skills?

Project Exhibitions

Exhibition of 4-H projects/subjects in local, county, or state exhibits/fairs, in person or virtually, is voluntary on the part of the exhibitor. The exhibition of 4-H projects/subjects provides 4-H members an opportunity to display their 4-H projects/subjects, enter into competition, and participate in an educational/social environment with peers. With exhibition also comes the responsibility for abiding by the terms and conditions pertaining to the respective 4-H project.

Project Experience

A 4-H experience may include a variety of options and must not be misinterpreted solely as exhibition of a project at a local, county, or state fair. There are a number of ways that a young person may participate in the 4-H Youth Development Program in addition to the club-based option. Participating in 4-H opportunities enable the youth to build skills that will serve them well through their adult lives.

Some of these participation options do not include the preparation of a specific exhibit by an individual that would be on display at a fair or similar event. In some cases, the youths' actual participation may be the final product that results in their completion of a year of 4-H. Some examples of this participation include working as a team to develop a robot for a workshop or challenge; completing a Spark Club experience; participating in State 4-H Band or Chorus; taking part in a science training or experiment; participating in an after school 4-H experience; etc.



Language of “completing” a 4-H experience should be avoided or required a specific output. Every 4-Hers experience may be different. 4-H members are considered complete in their 4-H educational experience for the year when they have (1) completed the 4-H member enrollment process prior to the established and published date for enrolling; and (2) had an officially recognized 4-H volunteer/Extension Educator verify the existence of the completed project/subject or the member's participation in a 4-H educational experience – this could be in the form of an exhibit, poster, report, presentation, etc. Or, a member may choose to submit a completed record sheet in lieu of an exhibit to complete the club- or fair-based 4-H project/subject. The 4-H record sheet will be based on printed or web-based educational materials (used by Indiana 4-H Youth Development) and submitted prior to the established and published date.

Though exhibiting in local, county, and state exhibits/fairs is not required for project completion, as it does not necessarily relate directly to content and skills learned in the development of the 4-H project, project exhibition is encouraged as a continuation of the educational experience.

Per state and federal guidelines, volunteers and Extension Educators may not require youth to attend 4-H Club meetings in order to complete 4-H or exhibit their work, unless required by the state 4-H office for safety.

Competitive Event Definition and Criteria

A 4-H competitive event is one in which 4-H members compete individually or as teams for special recognition. The 4-H Name and emblem are used to name and promote the event. The term “event” is used for 4-H divisions/classes and activities that are part of a larger program, which includes non-4-H competitive events, as well as those events exclusively 4-H. 4-H competitive events include judging contests, presentations, project exhibits and other performance events open to 4-H members. When competition is a major part of an event, it must be understood that competition is secondary to the education and development of youth.

Criteria for competitive events in 4-H include:

- Sponsored/co-sponsored and/or conducted by Purdue University Extension Professionals and/or approved 4-H Volunteers (adult and youth volunteers).
- Approved by and/or conducted by Extension staff responsible for the event.
- Rules and regulations established by or approved by Extension staff responsible for the event.
- Open to participation by 4-H members from county, group of counties, district, state, region, or nation.
- Participants must be enrolled in 4-H during current 4-H year.
- Approval has been obtained to use the 4-H name and emblem.
- Utilize 4-H name and emblem in promotion & recruitment.
- Provide a safe and healthy environment with a positive educational experience for youth.

INDIANA 4-H POLICY AND PROCEDURES

Exhibition Requirements

4-H project exhibitions occur through a variety of methods. Some examples include county fairs, career development events, and other statewide competitive events. Some competitive events have specific requirements (e.g. state robotics, career development events, performing arts, tractor operator skills, etc). Guidelines for specific competitive events can be found on the Indiana 4-H website.

A county may not disqualify a youth from exhibition based on additional requirements added at the local/county level (e.g. green folders, record of achievements, record sheets, missed deadlines, incorrect classes, and/or missing or incorrect paperwork) for state 4-H projects which earn promotion to the Indiana State Fair.

4-H Opportunity for All

The Indiana 4-H Program is a federally-assisted program and as such, all programs, activities, events and competitions (state, area, county, local) must be non-discriminatory according to federal law. Additionally, the 4-H Program may not accept sponsorships, donations, or awards that are based on discriminatory practices.

Gender specific competitions and awards are not permissible under Title IX (Non-discrimination on the Basis of Sex) of the Educational Amendments enacted by Congress in 1972. This act states:

"No person in the United States shall, on the basis of sex, be excluded from participation in, be denied the benefits of, or be subject to discrimination under any education program or activity receiving Federal financial assistance."

All Purdue Cooperative Extension Service programs and methods shall be implemented in a manner that ensures nondiscrimination on the basis of gender for all participants.

This means that the practice of arranging competitions or awarding trips, scholarships, etc. on the basis of gender categories is not acceptable in 4-H Youth Development Programs.

In all cases, the requirements for competitions must provide equal access for all youth and must not be designed to create barriers to participation.

Royalty Contests

4-H Fair Queen and/or King contests (or contests sponsored by 4-H Fair Associations and subcommittees thereof) where the awards are based upon a combination of factors related to personal appearance, poise and talent of participants are permissible activities.

These 4-H events may not however, discriminate against any participant based upon race, color, national origin, gender, sexual orientation, parental status, or marital status.

Criteria for selection of a 4-H Fair Queen/King can be based upon the candidate's appearance, poise, and talent.

Criteria for selection of a 4-H Fair Queen/King cannot be based upon the candidate's 4-H enrollment, accomplishments or achievements.

It is recommended that these contests are called royalty contests to highlight compliance with Title IX requirements and allow individual contestants to select their title (e.g. Queen, King, etc).

Those individuals who are selected to represent their county at the Indiana State Fair Queen Contest must meet the guidelines for that activity. The Indiana State Fair Contest is not a Purdue University Cooperative Extension/Indiana 4-H sponsored activity.



What is a 4-H Club?

4-H Club Definition:

A 4-H Club is an organized group of at least five youth from three different families who meet regularly with adult volunteers or staff for a long-term, progressive series of educational experiences.

4-H Club Purpose:

Purpose of a 4-H club is to provide positive youth development opportunities to meet the needs of young people to experience belonging, mastery, independence, and generosity (Essential Elements) and to foster educational opportunities tied to the Land Grant University knowledge base.

Structure of 4-H Club

- Enrolls at least 5 youth members from at least 3 families.
- Conducts a minimum of 6 regular club meetings per year, with many holding 9-12 regular meetings throughout most or all of the year, and often supplemented by project meetings, camps, fairs, and other 4-H learning activities.
- Selects youth officers or youth leaders to provide leadership to the club.
- Meets in any location - community center, library, public housing site, school, afterschool program, military installation, and/or many other places – that is easily accessible to all participants.
- Adapts to and supports mobility of youth and parents linking them to 4-H programs in other counties and states.
- Meets interests and needs of youth in same-age or cross-age groupings and using single project or multiple project formats.
- Is advised by adult staff or volunteers who have been screened and trained.

INDIANA 4-H POLICY AND PROCEDURES

County 4-H Program Governance

Establishing policies for County 4-H Programs

Purdue Extension holds responsibility in cooperation with the county 4-H governing entities (4-H Council and/or Fair Board) for developing 4-H policies for all County 4-H programs, fairs, and events. These policies must be consistent with the 4-H mission, affirmative action regulations, grade definitions, enrollment, methods of participation, and place of residence.

4-H Extension Educators are placed in the county by Purdue University to work and communicate with local governing bodies and ensure that State and National 4-H policies are upheld.

Local 4-H program and fair policies must be in compliance with, and will not supersede, State and National 4-H policy; however, fairs may design local classes and events that enhance the educational mission of the 4-H program. For example: Classes and events designed for Mini 4-H must not be competitive at any level in the organization.

In addition, fair policies should strive to offer programs that are:

- In the best interest of all youth
- Educational
- Inclusive to all families
- Fun



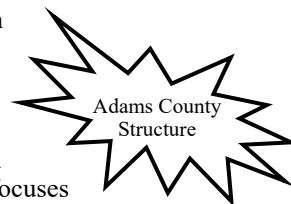
**ALONE
WE CAN
DO SO LITTLE.
TOGETHER
WE CAN
DO SO MUCH.
-HELEN KELLER**

Structures of County 4-H Governing Entities

Three primary structures of 4-H Governing Entities are found in Indiana Counties. All entities within the county (4-H Council, 4-H or non 4-H Fair Board, and the Purdue Extension Office) should maintain open communication with each other to ensure that all roles and responsibilities related to the 4-H Program are fulfilled successfully. Because of the unique characteristics of these structures, a county should be reluctant to adopt practices from other counties without knowing how the structures have been implemented in these other counties.

Two entities, with a separate 4-H Council and 4-H Fair Board

In this structure, the 4-H Council focuses on working in conjunction with the County 4-H Extension Educator to provide guidance and support for the year-round County 4-H Youth Development Program, including 4-H delivery methods such as clubs, projects, in school, after school, and camps.



A separate 4-H Fair Board is responsible for the year-round operation and maintenance of the fairgrounds property, which the Fair Board may own and/or manage. The Fair Board works in conjunction with the County 4-H Extension Educator and 4-H Council to establishing the dates and schedule for the annual 4-H Fair exhibition. The 4-H Fair Board also follows a process that allows other Purdue Extension and non Extension groups to utilize the facilities and fairgrounds throughout the year.

One entity fulfilling responsibilities of both a 4-H Council and a 4-H Fair Board

This structure of a single board has an entity that is sometimes referred to as an Ag Association or a Fair Association. The single board is responsible for working in conjunction with the County 4-H Extension Educator to provide guidance and support for both the year-round County 4-H Youth Development Program and the planning and operation of the annual 4-H exhibition at the 4-H Fair. This entity may own and manage the property on which the fair is held. It is highly recommended that this affiliate type have a committee strictly focused on support of the 4-H Youth Educator and year-round, educational programmatic needs of the community.

A 4-H Council and a non 4-H Fair Board

In this structure, the 4-H Council fulfills the duties outlined above, while working in conjunction with the County 4-H Extension Educator and with a Fair Board that is not affiliated with the 4-H program. The non 4-H Fair Board is separately organized and operates separately from Purdue University. Its responsibilities are similar to those defined for the 4-H Fair Board above.

A facilities use agreement is in place between the non 4-H Fair Board, the 4-H Council, and the County Purdue Extension Office to outline the procedures under which Purdue Extension, including the 4-H Program, may utilize the facilities on the fairgrounds.

ADAMS COUNTY 4-H INTERESTED IN SERVING IN A VOLUNTEER ROLE ??

WE HAVE A ROLE FOR YOU, NO MATTER HOW
BIG OR SMALL OF A ROLE YOU WISH TO SERVE.



Club Leader

- PROVIDE SUPPORT AND LEADERSHIP TO A CLUB OF 4-H MEMBERS.
- 4-H CLUB LEADERS WILL HELP INDIVIDUALS ACHIEVE THEIR DESIRED RESULTS AND LEAD THEM THROUGH THEIR 4-H EXPERIENCE. CLUB LEADERS SERVE AS THE LINKAGE BETWEEN THE COUNTY EXTENSION OFFICE AND THE 4-H CLUB.
- TIME COMMITMENT VARIES, MOST CLUBS MEET ON A REGULAR BASIS THROUGHOUT THE YEAR AND CONDUCT COMMUNITY SERVICE ACTIVITIES.

Project Superintendent

- THIS IS A VERY DEFINED ROLE TO ASSIST MEMBERS WITH KNOWLEDGE AND SUBJECT MATTER INFORMATION RELATED TO A SINGLE PROJECT.
- TIME COMMITMENT VARIES, DEPENDING ON THE PROJECT AND THE DESIRE OF THE VOLUNTEER TO PROVIDE EDUCATIONAL WORKSHOPS, ASSISTANCE TO MEMBERS.

Livestock Committee Member

- THIS IS A VERY DEFINED ROLE TO ASSIST MEMBERS WITH KNOWLEDGE AND SUBJECT MATTER INFORMATION RELATED TO A SINGLE PROJECT.
- TIME COMMITMENT VARIES, DEPENDING ON THE PROJECT AND THE DESIRE OF THE VOLUNTEER TO PROVIDE EDUCATIONAL WORKSHOPS, ASSISTANCE TO MEMBERS.

Board Member

4-H COUNCIL

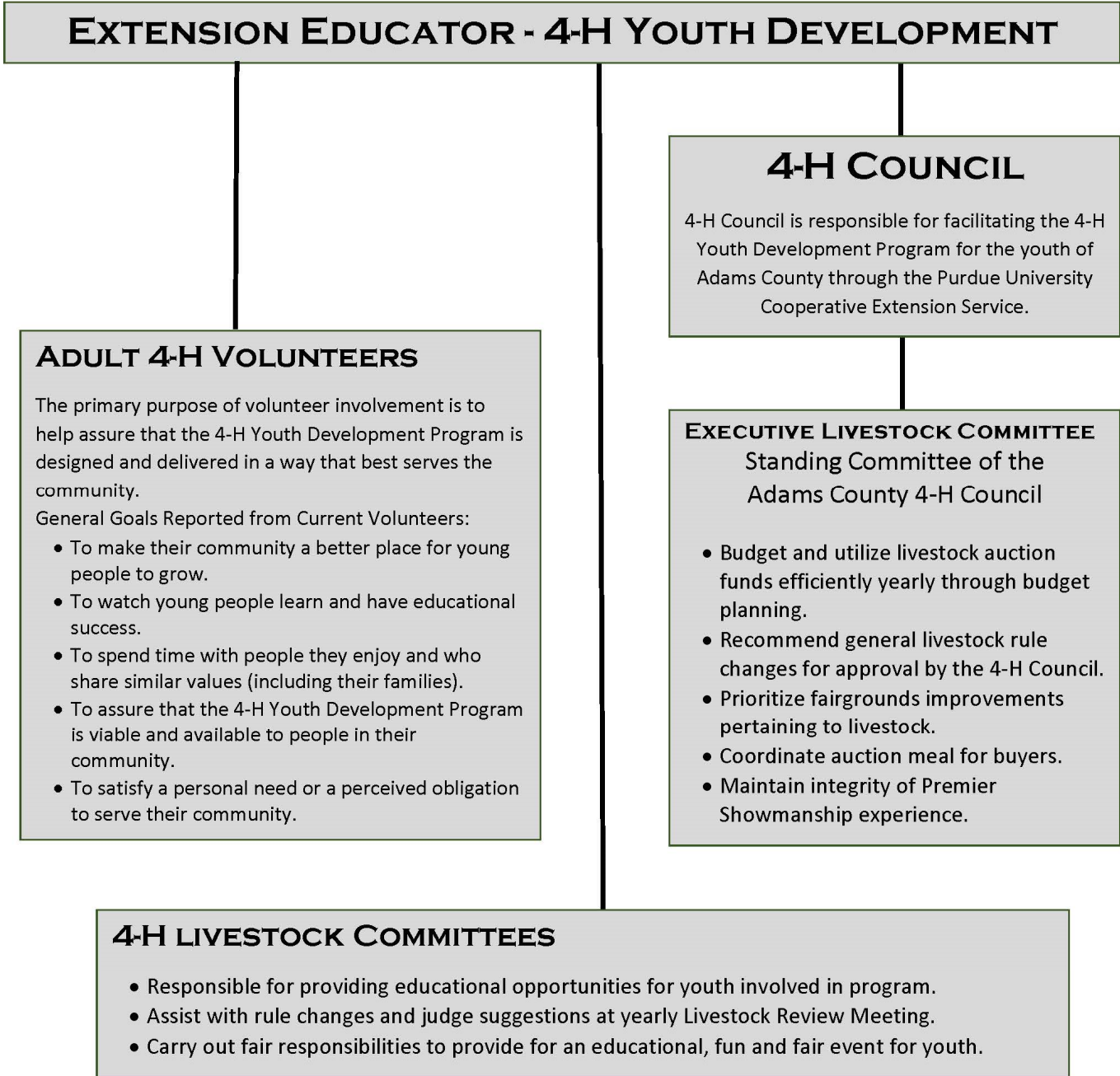
- RESPONSIBLE FOR FACILITATING THE 4-H YOUTH DEVELOPMENT PROGRAM FOR THE YOUTH OF ADAMS COUNTY THROUGH PURDUE EXTENSION - ADAMS COUNTY.
- TERMS ARE 3 YEARS IN LENGTH, MAY SERVE A MAXIMUM OF 2 TERMS

FAIR BOARD

- RESPONSIBLE TO CONDUCT BUSINESS AS NECESSARY TO MAINTAIN AND IMPROVE THE FAIRGROUNDS AND FACILITIES.
- TERMS ARE 4 YEARS IN LENGTH, MAY SERVE A MAXIMUM OF 2 TERMS

**Contact Amy Rumschlag at
Purdue Extension Adams County today to start volunteering !!**

4-H YOUTH DEVELOPMENT ORGANIZATIONAL FLOW CHART



**INTERESTING ON SERVING ON ONE OF THESE BOARDS?
CONTACT AMY AT THE EXTENSION OFFICE TODAY 260-724-5322**

INDIANA 4-H POLICY AND PROCEDURES

Grievance/Appeal Guidelines for County 4-H Program Issues: (Activities, Programs, Projects)

The grievance procedures outlined in this document are utilized as part of an internal process of the Indiana 4-H Youth Development program when grievances of 4-H members, their parents/guardians, or 4-H volunteers cannot be resolved via reasonable conversation. This policy affords the opportunity in those unique situations to allow voice or opinion to be heard when there is a dispute regarding 4-H participation, activities or programs. **This is not a mechanism for complaints against individual 4-H members (or their families), 4-H volunteers, judging officials for competitive events, or Purdue Extension staff.** All resulting decisions will be made in accordance with the Indiana 4-H Program's stated mission to be an inclusive organization designed to encourage and maximize youth participation. The rights of the individual filing the grievance are limited to those provided by Indiana 4-H Program policy.

Purdue University, as the Land Grant University in Indiana, is charged (by the United States Department of Agriculture) with implementing the 4-H Program in communities across the State of Indiana. Purdue Extension Educators in each Indiana county represent the university in local communities and have the responsibility of assuring all 4-H volunteers meet basic university criteria as they serve as representatives of the university. Purdue Extension Educators additionally provide oversight to 4-H volunteers including the assurance that Indiana 4-H Policies and Procedures are appropriately implemented in 4-H Program delivery.

Individual county 4-H policies and procedures should be created and reviewed to assure they do not contradict established statewide 4-H policies and procedures. If a contradiction is discovered during the grievance process, Indiana 4-H Program policy shall be followed in determining the grievance outcome.

1. Grievances are made by completing the Indiana 4-H Grievance/Appeal form with the burden of proof being the responsibility of the individual filing the grievance. The completed grievance/appeal form and supporting documentation shall be presented to the president of the 4-H policy-making body (e.g., 4-H Council) or the Purdue Extension Educator who works with the 4-H Program. (NOTE: concerns regarding staff, volunteers, members, or other individuals are not issues for which a grievance may be filed. 4-H volunteers are assigned by the 4-H Extension Educator. Concerns regarding 4-H volunteers, members, or other individuals should be addressed directly with the Purdue 4-H Extension Educator).
2. Grievances pertaining to 4-H activities, programs or projects shall be filed within 14 days of an incident or occurrence. Grievances pertaining to county fair related issues are often time-sensitive and must be filed within 24 hours of the incident.
3. The grievance process occurs in the county where the issue or concern arises and offers two opportunities for a concern to be heard and reviewed.
 - A. The grievance is initially heard by an unbiased, representative grievance sub-committee. It is the Purdue Extension Educator assigned to 4-H Programming who shall annually work with the chair of the county 4-H Council to determine this committee's membership to include a combination of 3-6 of the following:

1	Representative of the 4-H Council
2	4-H Volunteers serving as a 4-H Club Organizational Leader
1	Representative of the County Extension Board Member
1	4-H Adult Volunteers knowledgeable in the subject matter (project) of concern
	This individual will vary dependent on the issue raised with the grievance.
1	Youth Representative
Up to 3	Community Leaders
 - B. The person filing the grievance may appeal the decision of the 4-H Grievance Committee to the State 4-H Program Leader or designee. The Program Leader or designee will review the facts in evidence and render a decision. This is the **second and final level** in the appeal process.

The intent of a two-level process is to assure different individuals have the opportunity to hear and act on the grievance. ALL individuals involved at any level of the grievance procedure are reminded of the importance of keeping discussions regarding grievances confidential.

To maintain the confidentiality of the parties involved, the grievance hearings at each level will be closed to the public. Only the individuals who have filed the grievance, the members of the grievance committee, and the Purdue Extension Educators will be present during each level of the grievance process, ***The grievance process is internal to the Indiana 4-H Youth Development Program and meetings of the grievance committees are not subject to Indiana's Open Door Policy.

The Purdue Extension Educator assigned to work with the 4-H Program has the obligation to inform all parties that there is a grievance procedure if there are disagreements with policies.

The practice of charging fees from those filing grievances shall be eliminated and all counties will utilize the Indiana 4-H Grievance/Appeal Form as part of the grievance process.

Indiana 4-H Grievance/Appeal Form

WARNING: You must read and initial this section before proceeding to complete this document.

- ____ 1. I understand and agree that filing a grievance that alleges
 - A. facts that are not true, or
 - B. facts that I know are not true, or
 - C. facts I should know are not true:
 will be considered a violation of the 4-H behavioral expectations.
- ____ 2. I understand and agree that all statements made herein by me are subject to the pains and penalties of perjury and I hereby affirm that my statements herein are true.
- ____ 3. I understand that perjury is a crime in Indiana.

I, the undersigned, allege that the following term(s) and condition(s) have been violated:
The facts which support this allegation are set out as follows; if needed, additional sheets may be attached:

I swear or affirm under the penalties of perjury ⁽¹⁾₍₂₎ that I have read, understand, and accept the above statements to be true, accurate, and complete.

Signed: _____ Date: _____ Time submitted: _____

Print your name: _____

Address: _____

Phone: _____

Oath⁽³⁾

Before me, _____ A Notary Public in and for _____ County, State of Indiana, personally appeared _____ and he/she being first duly sworn by me upon his/her oath, says that the facts alleged in the foregoing instrument are true.

(signed) _____ My commission expires: _____

1. Perjury – knowingly making a false material statement under oath or affirmation. In Indiana, a person who commits perjury commits a Class D felony, ⁽⁴⁾ which may be punishable by imprisonment, fine, or restitution (Indiana Code 35-44-2-1 and 35-50-2-7)

2. Prosecution for violations of Indiana law will be referred to the proper authorities.

3. Oath – An affirmation of truth of a statement before an authorized person.

4. Felony – A crime of graver or more serious nature than those designated as misdemeanors.

(SEAL)

ADAMS COUNTY 4-H LIVESTOCK RULES & REQUIREMENTS

Animal Identification, Ownership and Exhibition

1. Exhibition of 4-H projects in local, county or state exhibits/fairs is considered a privilege and is voluntary on the part of the exhibitor. The exhibition of 4-H projects provides 4-H members an opportunity to display their 4-H projects, enter into competition and participate in an educational/social environment with their peers. With exhibition also comes the responsibility for abiding by all of the terms and conditions pertaining to the respective 4-H project. Not following the established terms and conditions of the projects will be grounds for exclusion from the competition/exhibition or the project itself.
2. 4-H animals are expected to be in the possession and regular care of the 4-H member who owns/leases them (unless other arrangements have been agreed upon by the County 4-H Extension Educator) from the animal ID deadline until the conclusion of the county and/or state fair.
3. All animals must be identified in Indiana 4HOnline or via official paper enrollment form (based on species) by May 15 Indiana 4-H Animal Ownership deadline in order to show at the Adams County 4-H Fair, some species require ID days.

4-H Online

- A single animal can only be included in one 4-H Online family profile.
- Animals are automatically dual-enrolled with each sibling listed in a family profile, therefore it is important that a single animal only be listed once in 4-HOnline.

Livestock Identification Day Schedule

4-H Market and Commercial animals must be individually identified and verified under the supervision of the county 4-H program at county identification events by May 15 each year (or the following business day if the 15th falls on a weekend or holiday).

The following are required to attend an identification day to be weighed in and identified for exhibition.

Additional information will be sent specific to each species to all youth enrolled in the project prior to ID Day.

Beef	March 2, 2024	7:30 - 10:30 AM	Adams County 4-H Fairgrounds
Goats	April 20, 2024	6:30 - 7:30 PM	Adams County 4-H Fairgrounds
Starter Calf	April 27, 2024	7:30 - 10:30 AM	Adams County 4-H Fairgrounds
Sheep	April 28, 2024	2 - 4 PM	Adams County 4-H Fairgrounds

Livestock purchased after an Adams County specific Identification Day but prior to May 15th can still be accepted for exhibition. In order to get the animal identified, contact the specific species committee President immediately after purchase to arrange for a date to present proof of purchase and a date to have animal(s) identified.

Arrangements must be made, identification completed and animal entered into 4hOnline by May 15.

(Dairy Starter Calves intended for County Only are excluded from this due to beginning weight limits).

4. Temporary guardianships established for the intent of animal exhibition or grooming purposes are not permitted and shall result in immediate disqualification.
5. For 4-H Breeding Animals:
Family corporations and/or partnerships of 4-H members with one or more parents, siblings, grandparents, aunts, uncles, or legal guardians are acceptable.
6. 4-H Breeding Beef, Boer Goats, Dairy Goats, Sheep and Swine must be registered in one of the following methods:
 - a. In the 4-H members' name;
 - b. John Smith and Sons;
 - c. John Smith, Sons and Daughters;
 - d. John Smith and Family (family includes sons, daughters, and legal guardian youth only);
 - e. Mark Smith (brother) and Mary Smith (sister);
 - f. Family corporations, where the 4-H members' name appears as a holder of stock in the corporation, and proof of same must be supplied on or before the ID deadline;
 - g. Family partnership where the 4-H members father, mother, brother, sister, aunt, uncle, grandparent, and/or legal guardian is also in the family partnership and the 4-H member's name appears on the legal, notarized partnership. A copy of the written document must be on file with the Extension Office before ID deadline.
7. For 4-H Dairy Cattle:
Family corporations and/or partnerships of the 4-H member with unrelated persons or dairy operations are acceptable.
8. Dairy Cows (as long as the animal is being shown by same 4-H'er from 2020 and forward), Heifers, Horses, Ponies, Alpacas and Llamas may be leased (subject to approval) after submitting the appropriate Indiana 4-H Lease paperwork by the animal enrollment deadline (uploaded online at v2.4honline.com). 4-H Dairy Heifers, Horses, Ponies, Alpacas and Llamas are only eligible to be leased by a single 4-H member in a 4-H program year.
9. 4-H animals exhibited after the May 15 (or the following business day if the 15th falls on a weekend or holiday) State 4-H animal ID deadline at any show by anyone other than the individual whose 4-H enrollment record is connected to the ID of the animal in Indiana 4-H Online will not be eligible to be shown at the Adams County 4-H Fair or in the 4-H show at the Indiana State Fair. This term/condition does not apply to siblings, who may show each other's animals at any show during the year without jeopardizing State Fair eligibility. 4-H animals that are selected by 4-H Extension Staff or 4-H Adult Volunteers for use in Supreme Showmanship contests (Master Showmanship, Round Robin, etc.) may be used in those county events without jeopardizing State Fair eligibility. This policy applies to all 4-H animal projects. For animal projects without State ID Deadlines, the person who enters them in the Indiana State Fair 4-H show is the equivalent of the owner of the animals.

ADAMS COUNTY 4-H LIVESTOCK RULES & REQUIREMENTS

10. 4-H exhibitors having an entry in livestock shows at the Adams County 4-H Fair are expected to show their own animals. In cases where this cannot be done, the owner may request another Adams County 4-H member to serve as a substitute showman. Substitute showmen must be approved by the County 4-H Extension Educator.
11. 4-H Exhibitors may receive clipping and grooming assistance from their immediate family (father, mother and siblings), from a current Indiana 4-H member and from individuals on the Indiana Approved Animal Grooming Assistance Program.
12. 4-H animals purchased, sold or offered for sale after the enrollment deadline and prior to the Indiana State Fair (**including animals that have gone through a "Premium Only Auction"**), shall not be eligible to show at the Adams County 4-H Fair or in the 4-H show at the Indiana State Fair. Sale of products of animals (milk, cheese, wool, etc.) in lieu of the animal, are considered equivalent to a "Premium Only Auction."
13. In the event that a 4-H members' auction animal dies after it is unloaded and weighed in at the Adams County 4-H Fair, the 4-H'er may be granted the privilege to "sell" in the Livestock Auction and earn Premium dollars.
14. All livestock not being consigned or sold in the Adams County 4-H Livestock Auction may leave the fairgrounds after Auction Set-Up is complete. Livestock with an appointment at Manley Meats will be the only exception and will only be allowed to leave on a trailer supplied by Manley's and on the approved list.

Paperwork and Certification Requirements

1. Livestock Workshops

Members exhibiting livestock are required to attend at least 1 pre-approved "worksheet replacing workshop" or complete a Livestock Record Sheet for each species enrolled in.

Workshop Verification or Livestock Record Sheet must be completed and into the Extension Office by 4 PM on July 1.

- Adams County 4-H Livestock Workshops
Attendance will be taken at each workshop to verify fulfillment of the learning opportunity.
Each livestock committee will be responsible for submitting the list of attendees to the Extension Office.
- Additional Outside Educational Workshops
Sometimes educational opportunities arise that could qualify as a "worksheet replacing workshop"; in this event the Extension Office will advertise as they come along or youth may reach out 4-H Youth Development Extension Educator to seek **prior** approval of such opportunities.

2. Fair Entry

Members must complete Fair Entry at adamscountyindiana.fairentry.com for all livestock intended for exhibition at the Adams County 4-H Fair by 4PM on July 1. Those members not completing Fair Entry by the posted deadline will have the opportunity to receive feedback from the exhibition class only.

3. Quality Assurance Certification

Livestock members enrolled in Beef, Dairy, Goats, Poultry, Rabbits, Sheep, Starter Calf and Swine must complete the Indiana 4-H Quality Livestock Cares (QLC) Certification by July 1st. This is an annual program that can be completed by attending an in-person workshop offered, additional details provided in the Adams County 4-H Newsletter and in individual species enrollment packets for specific session information.

Drug & Alterations Principles

1. At no time shall animal exhibits have any substance present or alteration that violates standards established by the United States Department of Agriculture (USDA) and the Food and Drug Administration (FDA) or provides any potential performance enhancing quality or any potential showing advantage.
 - Tampering, Altering, and/or Misrepresentation and Unethical Fitting relative to any 4-H exhibit is prohibited.
 - Coloring that alters or misrepresents breed characteristics, pumping air or other substances to alter conformation; methods to induce artificial fill; performing surgical and/or non-surgical procedures to alter the animal's configuration or natural conformation of any part of the animal's body.
 - The following generally accepted management practices are allowed: hoof trimming, dehorning, removal of hair, castration, branding, tattooing, ear notching and docking of tails).
2. No drugs may be administered to a 4-H animal exhibit at the Adams County 4-H Fair except those administered by a Veterinarian, 4-H member, or 4-H parent **after approval** of the Committee Chairperson. The procedure must be witnessed by the Committee Chairperson/or designee and documented by completing an Animal Medication Treatment Report Form. Additionally, please know that medication withdrawal times must be adhered to for animals being sold in the auction and market trucks (if available).

Overnight Policy

Effective January 1, 1998, there will be no liability coverage provided to 4-H volunteers and staff during overnight stays at fairs unless each 4-H/Youth participant is accompanied by his/her parent or legal guardian at all times. The time normally associated with overnight is that time when the fair shuts down for the evening or by midnight and until early morning feeding of animals (early morning is normally construed as morning light in our summer season). Adults/volunteers officially assigned to watch 4-H projects overnight at county/state fairs are still covered by Purdue University liability insurance. However, this is not to be confused with aforementioned policy regarding 4-H youth. County 4-H Councils, Extension Boards and /or Fair Boards not abiding by this policy do so at their own risk and should seek their own liability insurance.



2024 Indiana 4-H Animal Identification

	For Adams County Fair	For Indiana State Fair	Max # to Enroll	Deadline
Beef and Dairy Beef Steers	840-RFID Tag and 5-digit County Tag	840-RFID Tag and 5-digit County Tag and DNA Hair Sample	10 Steers Total	May 15
Commercial and Market Heifers	840-RFID Tag and 5-digit County Tag	840-RFID Tag and 5-digit County Tag and DNA Hair Sample	10 Heifers Total	May 15
Beef, Registered Heifers	840-RFID Tag and Tattoo	840-RFID Tag and Tattoo and DNA Hair Sample	10 Heifers Total	May 15
Starter Calves—Beef and Dairy No Beef Starter Calf class at Indiana State Fair	840-RFID and 5-digit County Tag	840-RFID Tag and 5-digit County Tag and DNA Hair Sample	20 Total	May 15
Dairy Cattle	840-RFID tag and animal's registered name and registration number (or dam's registration number)	840-RFID tag and animal's registered name and registration number (or dam's registration number) and DNA Hair Sample	40 Total	May 15
Dairy Goat Females, Registered Females, Unregistered Wethers	Breed Registry Tattoo Official USDA Scrapie Tag/Tattoo 5-digit County Tag	Breed Registry Tattoo Not Eligible at State Fair 5-digit County Tag or Tattoo	40 Dairy Goats Total	May 15
Boer Breeding Stock Boer Goat Females, Registered Boer Goat Females, Unregistered	Breed Registry Tattoo Tattoo	Breed Registry Tattoo and DNA Hair Sample Not Eligible at State Fair	40 Meat Goats Total	May 15
Meat Goat Wethers Market Does (Wether Dams)	5-digit County Tag	840-RFID Tag and 5-digit County Tag and DNA Hair Sample		May 15
Pygmy Goats Registered Unregistered	Breed Registry Tattoo/Microchip (that matches registration paper) Official USDA Scrapie Tag/Tattoo	Breed Registry Tattoo/Microchip (that matches registration paper) Official USDA Scrapie Tag/Tattoo	40	May 15
Horses and Pony	Color Picture	Two Color Pictures	20	May 15
Rabbits Bucks and Does Fryer	Tattoo (matches registration paper) Adams County Tattoo		Unlimited	May 15 Paper Form
Poultry	Proof of NPIP Certification All birds must come from NPIP certified flock. All birds over 1 year old must be blood tested.	Proof of NPIP Certification All birds must come from NPIP certified flock. All birds over 1 year old must be blood tested.	Unlimited	May 15 Paper Form
Sheep Market Lambs Commercial Ewes Registered Ewes	5-digit County Tag 5-digit County Tag OR Official USDA Scrapie Tag Flock/Farm Tag (that matches registration paper)	840-RFID Tag and 5-digit County Tag and DNA Hair Sample 840-RFID Tag and 5-digit County Tag or Official Scrapie Tag and DNA Hair Sample 840-RFID Tag and ID that matches registration paper and DNA Hair Sample	30 Sheep Total	May 15
Swine	840-RFID Tag and Ear Notch	840-RFID Tag and Ear Notch and DNA Hair Sample	15 Gilts 15 Barrows	May 15

ADAMS COUNTY 4-H FAIR

ANIMAL MEDICAL TREATMENT REPORT FORM

No drugs may be administered to a 4-H animal exhibit at the Adams County 4-H Fair except those administered by a Veterinarian, 4-H member, or 4-H parent **after approval** of Committee Chairperson. The procedure must be witnessed by the Committee Chairperson/or designee and documented by completing an Animal Medication Treatment Report Form. Additionally, please know that medication withdrawal times must be adhered to for animals being sold in the auction and market trucks(if available)

Date: _____	Species of Animal Treated:
4-H'er Name: _____	<input type="radio"/> Beef/Dairy Beef
Animal ID of Animal Treated: _____	<input type="radio"/> Dairy
Exam Findings/Diagnosis/Reason for Treatment: _____ _____ _____	<input type="radio"/> Goat
	<input type="radio"/> Horse & Pony
	<input type="radio"/> Poultry
	<input type="radio"/> Rabbit
	<input type="radio"/> Sheep
	<input type="radio"/> Starter Calf
	<input type="radio"/> Swine
Treatment: _____ _____	
Slaughter Withdrawal Time: _____ Milk Withdrawal Time: _____	
Does the treatment of this animal affect the ability to release this animal with other livestock intended for transport to slaughter (i.e. withdrawal time will not be met)? YES or NO	
Has the owner been informed of and acknowledge that this treatment makes the animal ineligible for sale to the packer; and the owner is solely responsible for its removal from the fairgrounds? YES or NO	
_____ 4-H Member Signature	_____ 4-H Parent/Guardian Signature
_____ Livestock Committee Representative Signature	_____ Extension Educator Signature

ADAMS COUNTY 4-H LIVESTOCK RULES & REQUIREMENTS

Supreme Showmanship

DATE:	Wednesday, July 24
TIME:	6:00 PM
SHOW ORDER:	Horse and Pony Poultry Dairy Sheep Beef Goats Starter Calf Swine
You won't want to miss the Supreme Showmanship Contest.	
4-H'ers demonstrate their livestock knowledge and showing abilities.	




- Participants will be Premier Showmanship Contest winners of the current year in Beef, Dairy, Goats, Horse and Pony, Poultry, Sheep, Starter Calf and Swine. All eight contestants must earn the opportunity to participate.
- In the event a Premier Showmanship winner qualifies for the Supreme Showmanship contest in more than one species, the member must represent the first species in which they qualify.
The runner-up in the subsequent species will then be eligible for the Supreme Showmanship contest.
- All Supreme Showmanship winners are eligible to repeat; however they must earn their spot into the Supreme Showmanship contest through a specific species yearly.
- Each species will be shown under the appropriate guidelines of that species.
- 4-H members are prohibited from showing their own or any family member's animal in supreme showmanship regardless of whether the animal is in the ring or not.
- Participant and animal assignments will be made by random drawing prior to each species portion of the contest.
- A representative from each species committee will be responsible for selecting enough animals for all contestants.

Livestock Auction

DATE:	Thursday, July 25
TIME:	4:00 PM
AUCTION ORDER:	Swine Goats Poultry Dairy Showmanship Beef Starter Calf Rabbits Horse & Pony Showmanship Sheep
Auction orders will be available Thursday morning online at extension.purdue.edu/Adams or at the Adams County 4-H Fair Office located in the 4-H Expo. Hall.	

- 4-H Members selling in the livestock auction must:
 - Turn in a 4x6 picture (landscape) of 4-H member with the animal intended to sell through the auction at livestock check-in. These pictures will be used as a thank you to the buyer; 4-H'er will deliver immediately following the sale of their livestock through the auction.
 - Inform the livestock committee which animal will sell in the auction within 30 minutes of the last livestock show exhibited in. Failure to do so will result in ineligibility to sell in the auction.
 - Assist with Auction Set-Up, 9AM Thursday.
 - Be present and ready to sell your livestock through the auction. 4-H'ers must personally thank all buyers immediately after the sale of their livestock.
 - Assist with Fair Cleanup, Friday at conclusion of fair.
 - Send thank you notes to all auction buyers and supporters shortly after fair.
- Exhibitors will be permitted to sell once through the 4-H Livestock Auction, unless earning the privilege to sell a maximum of twice.
The following are the **only exhibitors** who may sell twice in the auction:
 - 2 Grand Champions
 - 1 Dairy Supreme or Reserve/1 Grand Champion
 - 1 Grand Champion/1 Reserve Grand Champion
 - 1 Dairy Supreme/1 Reserve Grand Champion
 - 1 Dairy or Horse & Pony Showmanship Winner/one other specie
- Members are required to be present to sell their own animal. Any exception must be approved by the species committee and/or 4-H Youth Development Extension Educator as soon as issue arises .
- Please review specific rules listed under each species. However, these auction rules take precedence over rules listed in specific species.
- All members who sell in the auction are guaranteed to at least receive market price for their animal.
- All animals sold through the auction and consigned, will go to the consignee without exception.
- Everything sold through the Auction is subject to 3% (off the gross) auction fee.

My 4-H Notes:



Adams County Mini 4-H

	Page
Mini 4-H Guidelines	24
Mini 4-H Projects	
Bicycle	25
Bugs	25
Collections	25
Crafts	25
Dairy	26
Dinosaurs	26
Farm Animals	26
Foods	27
Gardening	27
Goats	27
Horse & Pony	27
Models	28
My Pet & Me	28
Photography	28
Plants & Flowers	28
Poultry	29
Rabbits	29
Saddle Up	29
Sewing	29
Sheep	30
Space	30
Starter Calf	30
Swine	31
Trees	31
Whales & Dolphins	31
Wildlife	31



ADAMS COUNTY MINI 4-H RULES & REQUIREMENTS

Mini 4-H

ENROLLMENT DEADLINE:	January 15
EXHIBIT CHECK-IN:	Wednesday, July 17, 5-7 PM
RECORD SHEET DEADLINE:	July 1, 4PM

Exhibit Guidelines:

1. Mini 4-H is for all youth in Kindergarten thru 2nd grade.
2. Mini 4-H members must enroll online at v2.4honline.com and pay county program fees annually during the open enrollment window October 1 thru January 15. There is no Indiana State 4-H program fee for Mini 4-H.
3. All Adams County Mini 4-H members must complete the Universal Adams County Mini 4-H Record Sheet each year. Completed record sheet must be turned in to the Extension Office by 4PM on July 1.
4. There is no State Fair entry for Mini 4-H Exhibition.
5. **Mini 4-H Non-Competitive Policy:**

Mini 4-H is a program designed to encourage positive development of children, Kindergarten through second grade. Mini 4-H is available in the majority of counties in Indiana. The goal of Mini 4-H is to help young children explore friendships outside the family; explore the way in which things work; practice both small and large muscle control; and think about the ways people work together on projects.

The Non-Competitive learning environment for Mini 4-H includes:


1. Planned learning activities in which children are invited to be active and explore material and ideas without the pressure of completing a specific product or exhibit.
2. Low adult/leader to child ratio that allows time for adult/leaders to provide individual, positive encouragement and assistance.
3. Simple, interesting activities that are fun.
4. Encouragement of children to participate in a group activity by sharing and or displaying their activity projects.
5. Rewards that are identical and/or ribbons of the same color for everyone.
Do not judge projects, but instead discuss them with the child.

6. Safety Policy:

- a. The safety and well being of our 4-H youth is of the utmost importance. Although kindergarten is specified as the time when a child may begin participation in some 4-H events and activities, parents are encouraged to take into consideration their child's physical and mental development before agreeing to let the child begin to show, work with, or care for animals. Each child matures at a different rate and children in grades K-2 may still be too young to begin showing, working with or caring for animals.
- b. The State 4-H Youth Department at Purdue University has agreed to allow Mini 4-H members in grades K-2 to participate in some animal projects subject to certain conditions. Each county may determine its own programs, classes, and participation requirements subject to the following safety guidelines:
 - Mini 4-H members, in grades K-2, will be allowed to show, work with, or care for animal projects after their parent or legal guardian has signed a liability release. Mini 4-H members may independently show, work with, or care for animals that weigh 300 pounds or less. Mini 4-H members may show, work with, or care for animals over 300 pounds when they are assisted by a parent, legal guardian, or another adult designated in writing by the parent or legal guardian.
 - Mini 4-H members in livestock are not required to own the animals they participate with in Mini 4-H. Additionally, Mini 4-H'ers can not bring their own animal except in the Horse and Pony, Rabbit and Poultry projects. For all other livestock projects Mini 4-H'ers must show an animal that has been brought to the fair by a regular 4-H member.
 - Mini 4-H members exhibiting horses must wear ASTM or SEI standard F1163(or above) certified helmets whenever mounted. The parent/guardian is responsible to see that this specified headgear is properly fitted with the approved harness in place and fastened whenever a rider is mounted.
 - If the guidelines stated in this policy are not followed for a particular event or activity, then such event or activity shall not be considered to be a 4-H event or activity and shall not be under the auspices of Extension 4-H educators or covered by Purdue University.

Mini 4-H Posters

1. All mini poster must be displayed horizontally and must be exactly 14" high x 22" wide.
2. Posters should NOT have a stiff backing for Mini 4-H.
3. All posters must be covered with clear plastic or acetate. This will protect the poster and add to the attractiveness of the display. (Sleeves available to purchase at Extension Office)
4. A 3" x 4" label will be provided with member information at the time of check-in (name, grade, club name, etc.). This label must be placed in the lower right corner of the poster, plan accordingly when making your poster and leave a spot for the 3x4 label.



Bicycle

Utilize Mini 4-H project manual to base exhibit work on. Mini 4-H'er must select a different exhibit each year in project.

Poster/Project Ideas:

- Draw a picture of you and your bike based on one activity in this manual.
- Take a picture of you and your bike. Add a picture of: traffic signs, ways you use your bicycle, rules of the road, bicycling is fun, or labeling bike parts.
- Draw a picture or take a picture of your bicycle helmet. Tell why it is important to wear a helmet.
- Decorate your bicycle as though it were going to be in a parade. Have pictures taken of you with your decorated bicycle and use them for your exhibit.
- Plan a short trip to the grocery store, to a friend's house, etc. Make a map showing your route. Draw traffic signs, speed limits, danger points, corners, one-way streets, etc. Include a picture of yourself with your bicycle, things you need for your trip, and anything else you can imagine for your exhibit.
- Write a story about you and your bicycle. Include all the things you and your friends can do with your bicycles. You may want to add pictures to decorate your exhibit.

Bugs

Utilize Mini 4-H project manual to base exhibit work on. Mini 4-H'er must select a different exhibit each year in project.

Poster/Project Ideas:

- Design and make your own bug using materials around your house.
- Make a poster or book showing the life cycle of a bug.
- Make a poster showing bugs that live in groups on one half and bugs that live alone on the other half.
- Make a poster or an insect and spider. Label the body parts.
- Make a poster of a picture of a butterfly. Be sure to make the designs on the wings symmetrical.

Collections

Utilize Mini 4-H project manual to base exhibit work on. Mini 4-H'er must select a different exhibit each year in project.

Poster/Project Ideas:

- Collect and exhibit 5 items or 5 pairs of items.
These articles can be rocks, coins, insects, salt and pepper shakers, pencils, or any kind of fun collection. Attach a 3x5-inch card to your collections display that tells what you collected and why you collected the item(s).
 - * If you take Collections more than one year, add 5 more articles to your collection each year.
- Go to a museum or library and look around at the collections of things.
Write a short report on your visit.
Here are some things that you might want to put in your report:
 - * Why do museums collect articles? List some things they collect.
 - * Ask someone who works at a museum how they get things for their collections.
 - * What is the best collection of items/ What is the most unusual?

Crafts

Utilize Mini 4-H project manual to base exhibit work on. Mini 4-H'er must select a different exhibit each year in project.

Poster/Project Ideas:

- Spatter Painting
- Decoupage
- Hand Print
- Drawing
- Gift Bag
- Sculpting with Modeling Dough
- Sponge Fun
- Your Creative Craft
- Craft Kits
- Handmade Paper

ADAMS COUNTY MINI 4-H RULES & REQUIREMENTS

Dairy

Exhibit Rules and Requirements:

1. All Adams County Mini 4-H members must complete the universal Adams County Mini 4-H Record Sheet each year. Completed record sheet must be turned in to the Extension Office by 4PM on July 1.
2. Show one Dairy Heifer which has not freshened at the Adams County 4-H Fair owned by a 4-H member.
 - a. The heifer you show at the 4-H Fair will **NOT** be your own heifer. The heifer must belong to a regular 4-H member enrolled in the Dairy project. Additionally the heifer must be shown by the regular 4-H member in the current show, meaning that an older 4-H member cannot bring an extra heifer just for the Mini 4-H member to show.
3. The 4-H Dairy Show is Wednesday of the 4-H Fair. All Mini 4-H members will show together. The members will be judged on showmanship, with each member receiving a ribbon.
4. Mini 4-H members will **NOT** sell in the 4-H Auction.
5. Mini 4-H members, in grades K-2, will be allowed to show, work with, or care for animal projects after their parent or legal guardian has signed a liability release. Mini 4-H members may independently show, work with, or care for animals that weigh 300 pounds or less. Mini 4-H members may only show, work with, or care for animals over 300 pounds when are assisted by a parent, legal guardian, or other adult designated in writing by parent or legal guardian.

Dinosaurs

Utilize Mini 4-H project manual to base exhibit work on. Mini 4-H'er must select a different exhibit each year in project.

Poster/Project Ideas:

- Make a fossil cast. Use something that will make a fossil that might have been around 200 million years ago. (Examples: bones, leaves, and twigs)
- Find four pictures of dinosaurs. Answer these questions for each picture. You can use the dinosaurs in the Mini 4-H Dinosaur manual. Put the pictures and information in a self-made notebook.
 - * What is the name of dinosaur?
 - * How big is the dinosaur?
 - * How much does the dinosaur weigh?
 - * What type of dinosaur is it?
- Make a model of your favorite dinosaur. You can use model materials of your choice.
- Make a Dinorama.
 - * Find a large shoebox.
 - * Paint the inside of the box to look like the Earth when dinosaurs were alive.
 - * Put soil in the bottom of the box. Put enough in to make hills and swamps.
 - * You can use poster board painted blue for water.
 - * Collect small twigs, leaves other plants and even rocks for your dinorama.
 - * Make models of dinosaurs and put them in your box.
 - * You can use poster board to add stiffness. Clay works too!
- Make a Papier-Mache Dinosaur Craft (Instructions can be found in the Mini 4-H Dinosaur Manual)
 - * Papier-Mache Hat
 - * Papier-Mache Eggs

Farm Animals

Utilize Mini 4-H project manual to base exhibit work on. Mini 4-H'er must select a different exhibit each year in project.

Poster/Project Ideas:

- Make a poster showing the different things that we get from farm animals. (Examples: Meat, Wool, Eggs, etc.).
- Make a poster showing the different kinds of farm animals.
You can use the pictures from Activity 1 or use other pictures that you find.
- Write a story about your favorite farm animal.
- Make a model of your favorite farm animal.
If you want, add it to the farm scene you made in the shoebox (see Activity 4).
- Make a poster of your favorite farm animal and identify 5 parts of the animal.
- Interview a Farmer—Ask questions about working on a farm. Write a story or make a poster about the farmer.
- Write or rewrite your favorite fairy tale using farm animals. (For example: Cinderella on the Farm)
- Make a poster of your favorite farm animal and identify 10 parts of the animal.

ADAMS COUNTY MINI 4-H RULES & REQUIREMENTS

Foods

Choose one of the following to exhibit at fair. Mini 4-H'er must select a different exhibit each year in project.

- Popcorn snack
- Three no-bake cookies
- Three marshmallow bars
- Three baked cookies with no frosting
- Three baked cupcakes with no frosting
- Your 4-H Cooking Kit
- A poster you made that shows MyPlate

****A plastic flip top container will be provided for all food items at fair check-in.**

Gardening

Choose one of the following to exhibit at fair. Mini 4-H'er must select a different exhibit each year in project.

- One plant in a pot (no larger than 10 inches in diameter).
You must have taken care of your plant for *at least* the last two months before judging.
A Chia Pet® you have grown can be substituted for the potted plant.
- A plate with a maximum of three vegetables. **** A plate will be provided for vegetables at fair check-in**
Vegetables need to be free of dirt, debris and insect damage.
- A scrapbook of pictures of different types of vegetables. Label each vegetable with its name.

Goats

Exhibit Rules and Requirements:

1. All Adams County Mini 4-H members must complete the universal Adams County Mini 4-H Record Sheet each year. Completed record sheet must be turned in to the Extension Office by 4PM on July 1.
2. Show one goat at the Adams County 4-H Fair.
 - a. The goat you show at the 4-H Fair will **NOT** be your own goat. The goat must belong to a regular 4-H member in the Adams County 4-H Goat project. Additionally the goat must be shown by the regular 4-H member in the current show, meaning that an older 4-H member cannot bring an extra goat just for the Mini 4-H member to show.
3. Mini 4-H Goat participants are encouraged to attend at least one Goat Club meeting.
4. The 4-H Goat Show is Monday of the 4-H Fair. All Mini 4-H members will show together. The members will be judged on showmanship, with each member receiving a ribbon.
5. Mini 4-H members will **NOT** sell in the 4-H Auction.
6. Mini 4-H members, in grades K-2, will be allowed to show, work with, or care for animal projects after their parent or legal guardian has signed a liability release. Mini 4-H members may independently show, work with, or care for animals that weigh 300 pounds or less. Mini 4-H members may only show, work with, or care for animals over 300 pounds when are assisted by a parent, legal guardian, or other adult designated in writing by parent or legal guardian.

Horse and Pony

Exhibit Rules and Requirements:

1. All Adams County Mini 4-H members must complete the universal Adams County Mini 4-H Record Sheet each year. Completed record sheet must be turned in to the Extension Office by 4PM on July 1.
2. Pay Mini 4-H Fees by deadline listed

	Amount	Deadline	Payment Turned into
• Adams County Mini 4-H Enrollment	\$5.00	January 15	Extension Office
• Adams County Mini 4-H Horse & Pony Exhibitor Fee	\$10.00	May 1	H & P Treasurer
3. Show one horse/pony at the Adams County 4-H Fair.
 - a. Mini 4-H'ers may show their own horse or pony at the Adams County 4-H Pre-Fair and Fair Shows.
 - b. All Equine must have a Certificate of Vaccination (4-H 1031W) turned into the Extension Office or directly to the Horse and Pony booth by May 15th; or at the first 4-H event your horse/pony participates in (if prior to May 15th).
4. Mini 4-H members are encouraged to attend 4-H Horse and Pony meetings, workshops, Pre-Fair events.
5. The Mini 4-H Horse and Pony Show is Sunday of the 4-H Fair. All Mini members must sign up for specific classes prior to July 1st. All Mini 4-H members will show together, with each receiving a ribbon.
 - a. Mini 4-H members have the same behavior, attire and helmet guidelines as regular members.
Mini members and regular member mentors are both required to use a lead-line in all classes.
 - b. All mini 4-H Pre-Fair and 4-H Fair classes are limited to walk/trot for safety reasons.
6. Mini 4-H members, in grades K-2, will be allowed to show, work with, or care for animal projects after their parent or legal guardian has signed a liability release. Mini 4-H members may independently show, work with, or care for animals that weigh 300 pounds or less. Mini 4-H members may only show, work with, or care for animals over 300 pounds when are assisted by a parent, legal guardian, or other adult designated in writing by parent or legal guardian.

ADAMS COUNTY MINI 4-H RULES & REQUIREMENTS

Models

Utilize Mini 4-H project manual to base exhibit work on. Mini 4-H'er must select a different exhibit each year in project.

Poster/Project Ideas:

- Exhibit a Lego or Tyco type model you constructed.
- Make one snap-together plastic model.
- Make a model using as many different items of your choice. Examples: clay, toothpicks, popsicle sticks, ceramics, sugar cubes, etc. Make a model background to display your model. Example: Paint a shoebox so that a plastic model car looks like it is driving down the road, across a field, through the water or the air.
- Visit a museum and look around at different models. Write a short report on your visit.

Here are some things you might want to put in your report:

- * What kind of models did you see?
- * Ask someone who works at the museum how they build their models or where are they purchased.
- * What was your favorite model and why? How big was it? How big would the real-life item be?

My Pet and Me

Utilize Mini 4-H project manual to base exhibit work on. Mini 4-H'er must select a different exhibit each year in project.

Poster/Project Ideas:

- Exhibit a poster about your pet. Your poster must have three (3) pictures of your pet, or a pet you would like to have, with a caption under each picture. Complete the chart with Activity 1 on page 7 in your project booklet. Cut out the chart with the 10 questions and include it on your poster with the 3 pictures.
- Exhibit a poster about your pet. Your poster must have three (3) pictures of your pet with a caption under each picture. Complete the chart with Activity 3 on page 13 in your project booklet. Cut out the chart and include it on your poster with the 3 pictures.
- Exhibit a poster about your pet. Your poster must have three (3) pictures of your pet with a caption under each picture. Complete the chart with Activity 4 on page 15 in your project booklet. Cut out the chart and include it on your poster with the 3 pictures.

Photography

Exhibit a poster, following the below requirements.

- Kindergarten
Display of 3 color photos, number each picture.
A title of your choosing placed at the top of the poster.
- 1st Grade
Display of 3 color photos, number each picture. Photos must be 1 of an Animal, 1 of a Person and 1 of Scenery
A title of your choosing placed at the top of the poster.
- 2nd Grade
Display of 5 photos (Color and/or Black & White), number each picture.
Photos must be a mixture of vertical and horizontal placement and a variety of subjects.
A title of your choosing placed at the top of the poster.

Plants and Flowers

Utilize Mini 4-H project manual to base exhibit work on. Mini 4-H'er must select a different exhibit each year in project.

Poster/Project Ideas:

- A house plant. Attach a small label that tells the kind of plant.
- Exhibit **two (2)** full blooms of either zinnias or marigolds you grew. Put your flowers in any kind of plain, disposable vase or bottle. (Aluminum foil may be used to cover the vase or bottle if you need to).
- Exhibit a colored flower. See Activity 6 for directions.
- Exhibit **three (3)** full blooms of any kind of flower you grew. Your blooms must be of the same kind of flower. Put your flowers in any kind of plain, disposable vase or bottle. (Aluminum foil may be used to cover the vase or bottle if you need to).
- Exhibit **four (4)** full blooms of any kind of flower you grew. Your blooms must be the same kind of flower. Put your flowers in any kind of plain, disposable vase or bottle. Vase/Bottle can be covered with foil if desired.
- Find at least 3 pictures of flowers. Write the names of the flowers next to their pictures. You can use the flowers in this book. Put the pictures in a self-made notebook.

ADAMS COUNTY MINI 4-H RULES & REQUIREMENTS

Poultry

Exhibit Rules and Requirements:

1. All Adams County Mini 4-H members must complete the universal Adams County Mini 4-H Record Sheet each year. Completed record sheet must be turned in to the Extension Office by 4PM on July 1.
2. Show one chicken, turkey, duck, goose, or any other type of poultry of any age/gender at the Adams County 4-H Fair.
 - a. Mini 4-H'ers may show their own or a regular 4-H members project animal.
 - b. All poultry must not exhibit symptoms of disease that may be infectious or contagious. Poultry will be inspected by the 4-H Poultry Committee upon arrival at the fairgrounds and any birds showing signs of parasites, disease or in bad health will be sent home.
 - c. Poultry will stay the duration of the fair. Cage will be assigned and provided and it 4-H'ers responsibility to feed and water birds daily(bring own pans).
3. Mini 4-H Poultry participants are encouraged to attend the Poultry Club meetings. It is recommended that you talk and work with older 4-H members in the poultry project as a helpful mentor.
4. The 4-H Poultry Show is Tuesday of the 4-H Fair. All Mini 4-H members will show together. Mini 4-H members must be present to show their own poultry. Poultry will be judged on care, cleanliness, and general fitness, with each member receiving a ribbon.
5. Mini 4-H members will **NOT** sell in the 4-H Auction.
6. Mini 4-H members may independently show, work with, or care for animals that weigh 300 pounds or less.

Rabbit

Exhibit Rules and Requirements:

1. All Adams County Mini 4-H members must complete the universal Adams County Mini 4-H Record Sheet each year. Completed record sheet must be turned in to the Extension Office by 4PM on July 1.
2. Show one rabbit (can be any age and either a buck or a doe) at the Adams County 4-H Fair.
 - a. Mini 4-H'ers may show their own or a regular 4-H members project animal.
 - b. Pedigreed rabbits are required for exhibition. No crossbred rabbits are eligible to exhibit in the 4-H Rabbit Show due to following American Rabbit Breeder Association (ARBA) standards.
 - c. All rabbit must not exhibit symptoms of disease that may be infectious or contagious. Rabbits will be inspected by the 4-H Rabbit Committee upon arrival at the fairgrounds and any rabbits showing signs of parasites, disease or in bad health will be sent home.
 - d. Rabbits will stay the duration of the fair. Cage will be assigned and provided and it 4-H'ers responsibility to feed and water rabbits daily(bring own pans).
3. The 4-H Rabbit Show is Wednesday of the 4-H Fair. All Mini 4-H members will show together. Mini 4-H members must be present to show their own rabbit. Rabbits will be judged on care, cleanliness, and general fitness, with each member receiving a ribbon.
4. Mini 4-H rabbits will **NOT** sell in the 4-H auction.
5. Mini 4-H members may independently show, work with, or care for animals that weigh 300 pounds or less.

Saddle Up

Utilize Mini 4-H project manual to base exhibit work on. Mini 4-H'er must select a different exhibit each year in project.

Poster/Project Ideas:

- Color and identify pictures of Breeds of Horses from Activity 2. Make a poster with these pictures.
- Display your Paper Bag Horse Puppet from Activity 7.
- Make and display a poster with the different parts of the horse colored and named.
- Make a poster showing how to measure a horse & telling a horse diet. Can be pictures/drawing/clipping from magazines.

Sewing

Utilize Mini 4-H project manual to base exhibit work on. Mini 4-H'er must select a different exhibit each year in project.

Poster/Project Ideas:

- Pin Cushion (Activity 2)
- Tissue Cover (Activity 3)
- Placemat (Activity 4)
- BBQ Apron (Activity 5)

ADAMS COUNTY MINI 4-H RULES & REQUIREMENTS

Sheep

Exhibit Rules and Requirements:

1. All Adams County Mini 4-H members must complete the universal Adams County Mini 4-H Record Sheet each year. Completed record sheet must be turned in to the Extension Office by 4PM on July 1.
2. Show one sheep at the Adams County 4-H Fair.
 - a. The sheep you show at the 4-H Fair will **NOT** be your own sheep . The sheep must belong to a regular 4-H member in the Adams County 4-H Sheep project. Additionally the sheep must be shown by the regular 4-H member in the current show, meaning that an older 4-H member cannot bring an extra sheep just for the Mini 4-H member to show.
3. The 4-H Sheep show is Sunday of the 4-H Fair. All Mini 4-H members will be show together. The members will be judged on showmanship, with each member receiving a ribbon.
4. Mini 4-H members will **NOT** sell in the 4-H Auction.
5. Mini 4-H members, in grades K-2, will be allowed to show, work with, or care for animal projects after their parent or legal guardian has signed a liability release. Mini 4-H members may independently show, work with, or care for animals that weigh 300 pounds or less. Mini 4-H members may only show, work with, or care for animals over 300 pounds when are assisted by a parent, legal guardian, or other adult designated in writing by parent or legal guardian.

Space

Utilize Mini 4-H project manual to base exhibit work on. Mini 4-H'er must select a different exhibit each year in project.

Poster/Project Ideas:

- Make a solar system mobile. You may use any materials that you want. Make sure that you label each planet.
- Make a Solar System Mobile with the information learned in Activity 1 in the manual.
- Exhibit the asteroid you made in Activity 2.
- Exhibit the comet you made in Activity 3.
- Make a model or poster of the shuttle in Activity 6. Label the main parts of the shuttle.
- Make a poster showing one or two different constellations. You can use those found in manual if desire.
- Make a poster about one or two different planets. Label the planets and tell something about them. You can use the information in this manual or find your own.

Starter Calf

Exhibit Rules and Requirements:

1. All Adams County Mini 4-H members must complete the universal Adams County Mini 4-H Record Sheet each year. Completed record sheet must be turned in to the Extension Office by 4PM on July 1.
2. Show one starter calf at the Adams County 4-H Fair.
 - a. The calf you show at the 4-H Fair will **NOT** be your own calf . The calf must belong to a regular 4-H member in the Adams County 4-H Starter Calf project. Additionally the calf must be shown by the regular 4-H member in the current show, meaning that an older 4-H member cannot bring an extra calf just for the Mini 4-H member to show.
3. The Starter Calf Show is Monday of the 4-H Fair. All Mini 4-H members will show together. The members will be judged on showmanship, with each member receiving a ribbon.
4. Mini 4-H members will **NOT** sell in the 4-H Auction.
5. Mini 4-H members, in grades K-2, will be allowed to show, work with, or care for animal projects after their parent or legal guardian has signed a liability release. Mini 4-H members may independently show, work with, or care for animals that weigh 300 pounds or less. Mini 4-H members may only show, work with, or care for animals over 300 pounds when are assisted by a parent, legal guardian, or other adult designated in writing by parent or legal guardian.

ADAMS COUNTY MINI 4-H RULES & REQUIREMENTS

Swine

Exhibit Rules and Requirements:

1. All Adams County Mini 4-H members must complete the universal Adams County Mini 4-H Record Sheet each year. Completed record sheet must be turned in to the Extension Office by 4PM on July 1.
2. Show one pig at the Adams County 4-H Fair.
 - a. The pig you show at the 4-H Fair will **NOT** be your own pig. The pig must belong to a regular 4-H member in the Adams County 4-H Swine project. Additionally the pig must be shown by the regular 4-H member in the current show, meaning that an older 4-H member cannot bring an extra pig just for the Mini 4-H member to show.
3. The 4-H Swine show is held on Tuesday of the 4-H Fair. All Mini 4-H members will show together. The members will be judged on showmanship, with each member receiving a ribbon.
4. Mini 4-H members will **NOT** sell in the 4-H Auction.
5. Mini 4-H members, in grades K-2, will be allowed to show, work with, or care for animal projects after their parent or legal guardian has signed a liability release. Mini 4-H members may independently show, work with, or care for animals that weigh 300 pounds or less. Mini 4-H members may only show, work with, or care for animals over 300 pounds when assisted by a parent, legal guardian, or other adult designated in writing by parent or legal guardian.

Trees

Utilize Mini 4-H project manual to base exhibit work on. Mini 4-H'er must select a different exhibit each year in project.

Poster/Project Ideas:

- Make a poster and draw a picture of the ways your favorite tree looks in each of the four seasons.
- Make a poster and put a collage of pictures cut from magazines. Show as many different kinds of trees as you can find. See if you can find at least one picture of a tree with an unusual shape.
- Make a leaf rubbings book using 5 leaves you find that you think are interesting. To make the leaf rubbings, place each leaf on a flat surface with the vein side up. Next, place a piece of paper over the leaf and use the side of a crayon to rub color over it. Label each page with the leaf name.
- Make a leaf Book from Activity 4.
- Animal Homes
- Test Your Senses

Whales and Dolphins

Utilize Mini 4-H project manual to base exhibit work on. Mini 4-H'er must select a different exhibit each year in project.

Poster/Project Ideas:

- Make an Ocean Diorama with whales and dolphins.
- Make a whales and dolphins mobile.
- Make a whale or dolphin model out of paper maché or other materials.
- Find four pictures of whales or dolphins, color, and cut out and place on a poster and label with the name, size, weight and type.
- Make a poster that shows how big whales are, draw pictures of yourself, your house, your school and your favorite whale and label the pictures with the name and size.
- Visit a dolphin show, draw a picture of what you saw, and display it on a poster.




Wildlife

Utilize Mini 4-H project manual to base exhibit work on. Mini 4-H'er must select a different exhibit each year in project.

Poster/Project Ideas:

- Bird Mobile (from Activity 1)
- Bird Poster (from Activity 1)
- Bird Feeder (from Activity 2)
- Bird Watching Chart Poster (from Activity 3)
- Local Wildlife Poster (from Activity 6)

My 4-H Notes:



ADAMS COUNTY 4-H PROJECT RULES & REQUIREMENTS

Aerospace

Project Superintendent: Doug Habegger, 417-2405

Description: The 4-H aerospace program provides youth with educational information about aerospace that develops skills and knowledge such as principles of flight, model rocket construction, attention to detail, creativity and critical thinking.

State Fair Entries: One (1) Rocket, Remote Control Aircraft or Drone per Level
One (1) Poster/Display Board per Level

Project Requirements:

1. Adams County 4-H members **must turn in completed Universal Record Sheet** along with completing **Fair Entry** by 4PM on July 1. Members missing the deadline may compete, with the highest possible ribbon placing being a blue.
2. “Ready to Fly” and E2X rockets are not permitted. Rockets may be exhibited with a base, but launch pads are not permitted. All rockets must weigh less than 3.3 pounds and considered an amateur rocket according to FAA regulations. Remote control aircraft or drones may be constructed from a kit or purchased ready-to-fly. The power source (rocket engine, battery pack, etc.) is to be removed before being placed in public exhibition.
3. Rockets will not be launched and remote control aircraft or drones will not be flown at fair.
4. All posters, notebooks, and display boards must include a reference list indicating where information was obtained, giving credit to the original author, to complete the 4-H member’s exhibit. This reference list should/might include web site links, people and professionals interviewed, books, magazines, etc. It is recommended this reference list be attached to the back of a poster or display board, be the last page of a notebook, or included as part of the display visible to the public. A judge is not to discredit an exhibit for the way references are listed.
5. Posters are to be 22”x28” and displayed horizontally and placed in a clear plastic sleeve or covered with clear plastic to protect contents. Display boards should be designed to sit on a table using no more than 36” of tabletop space. Space should be left in the lower right hand corner to place an exhibit tag provided by Purdue Extension staff.
6. Premiums and Grand Champions will be determined by the method stated in the Adams County 4-H Governing Rules under the General Project Rules section.

Exhibit Guidelines:

Beginner-Grades 3-5

Exhibit one of the following:

1. Construct a rocket of your choice designed for a model rocket enthusiast with a difficulty level that is appropriate for the suggested grade level. Rockets cannot be ready-to-fly (RTF) or have plastic fins. Cluster engine rockets and rockets that take an engine D or above are not permitted in this level.
2. A poster or display board on any topic in the manual. Similar topics not included in the manual are permissible.
3. Learn to fly a remote control aircraft or drone of your choice that is age/grade appropriate and compliant with FAA regulations, federal and state laws, and local ordinances. This exhibit choice is to include a notebook or poster including how the aircraft/drone was used and aerospace skills learned. Displaying the aircraft or drone is optional. Other topics could include how a quadcopter operates, controls used to fly a quadcopter, UAV regulations administered by Federal Aviation Administration, commercial and emergency uses of UAVs and more.

Intermediate-Grades 6-8

Exhibit one of the following:

1. Construct a rocket of your choice designed for a model rocket enthusiast with some experience and with a difficulty level that is appropriate for the suggested grade level. Rockets cannot be ready-to-fly (RTF) or have plastic fins. Cluster engine rockets and rockets that take an engine E or above are not permitted in this level.
2. A poster or display board on any topic in the manual. Similar topics not included in the manual are permissible.
3. Construct or learn to fly a remote control aircraft or drone of your choice that is age/grade appropriate and compliant with FAA regulations, federal and state laws, and local ordinances. This exhibit choice is to include a notebook or poster including how the aircraft/drone was used and aerospace skills learned. Displaying the aircraft or drone is optional. Other topics could include interviewing a certified UAV pilot who works in law enforcement, EMS, fire, Purdue Extension, commercial or other application or creating a flight plan or interfacing with other computer software.

Advanced-Grades 9-12

Exhibit one of the following:

1. Construct a rocket of your choice designed for an experienced model rocket enthusiast and with a difficulty level that is appropriate for the suggested grade level.
2. A poster or display board on any topic in the manual. Similar topics not included in the manual are permissible. Rockets cannot be ready-to-fly (RTF) or have plastic fins. Cluster engine rockets and rockets that take an engine G or above are not permitted in this level.
3. Construct or learn to fly a remote control aircraft or drone of your choice that is age/grade appropriate and compliant with FAA regulations, federal and state laws, and local ordinances. This exhibit choice is to include a notebook or poster including how the aircraft/drone was used and aerospace skills learned. Displaying the aircraft or drone is optional. Other topics could include using “stitching” software to produce an orthomosaic map for a research purpose, identifying Department of Transportation Aeronautical Chart features and explain importance to a drone pilot, how to obtain a drone pilot license, or more. (If 16+, 4-H'er could obtain a license by completing/passing FAA Part 107 UAV licensing test.)

ADAMS COUNTY 4-H PROJECT RULES & REQUIREMENTS

Alfalfa and Mixed Hay

Project Superintendent: Amanda Borne, 301-6075

Description: The Alfalfa and Mixed Hay project introduces youth to crop production. Encouraging youth to foster relationships with local farmers or be actively involved in their family Alfalfa and/or Mixed Hay production.

State Fair Entries: County Project Only, No Indiana State Fair Entries

Project Guidelines:

1. Adams County 4-H members **must turn in completed Universal Record Sheet** along with completing **Fair Entry** by 4PM on July 1. Members missing the deadline may compete, with the highest possible ribbon placing being a blue.
2. This project will be divided into two(2) categories; youth may bring one (1) entry in each category if choose:
 - a. Alfalfa
 - b. Mixed Hay
3. 4-H member must be actively involved in the production of no less than one acre of hay. It is encouraged to have the soil tested and follow fertilization recommendations for optimal yield.
4. Premiums and Grand Champions will be determined by the method stated in the Adams County 4-H Governing Rules under the General Project Rules section.

Exhibit Guidelines:

1. Exhibit a high feeding quality, good color, leafy and free from weeds sample:
 - a. Alfalfa One (1) cured slice from bale (approximately 6” thick)
 - b. Mixed Hay One (1) cured slice from bale (approximately 6” thick)

Animal Education

Project Superintendents: Lori Cole, 445-3326 Sara Thomas, 701-0358

Description: Youth can learn about livestock and companion animals through a variety of experiences such as 3-D display, poster or notebook. Animal ownership or exhibition is not required.

State Fair Entries: One (1) Entry per Level in each of the offered divisions (Cat, Dog, Llama, Poultry and Rabbit)

Project Requirements:

1. Adams County 4-H members **must turn in completed Universal Record Sheet** along with completing **Fair Entry** by 4PM on July 1. Members missing the deadline may compete, with the highest possible ribbon placing being a blue.
2. Animal Poster project will be divided into 6 divisions:

Cat	Dog	Llama	Poultry	Rabbit	Other (Not offered at Indiana State Fair level)
-----	-----	-------	---------	--------	---
3. Animal ownership is not required for this project. However members enrolled in any 4-H animal or livestock project can additionally sign-up and exhibit in this project to educate others about their 4-H animals or livestock project work.
4. All posters, notebooks, and display boards must include a reference list indicating where information was obtained, giving credit to the original author, to complete the 4-H member’s exhibit. This reference list should/might include web site links, people and professionals interviewed, books, magazines, etc. It is recommended this reference list be attached to the back of a poster or display board, be the last page of a notebook, or included as part of the display visible to the public. A judge is not to discredit an exhibit for the way references are listed.
5. Posters are to be 22”x28” and displayed horizontally and placed in a clear plastic sleeve or covered with clear plastic to protect contents. Display boards should be designed to sit on a table using no more than 36” of tabletop space. Space should be left in the lower right hand corner to place an exhibit tag provided by Purdue Extension staff.
6. Premiums and Grand Champions will be determined by the method stated in the Adams County 4-H Governing Rules under the General Project Rules section.

Exhibit Guidelines:

Beginner-Grades 3-5

1. Create an educational poster, notebook or display about any manual activity or on any specie related topic of choice that is age/grade appropriate.

Intermediate-Grades 6-8

1. Create an educational poster, notebook or display about any manual activity or on any specie related topic of choice that is age/grade appropriate.

Advanced-Grades 9-12

1. Create an educational poster, notebook or display about any manual activity or on any specie related topic of choice that is age/grade appropriate.

ADAMS COUNTY 4-H PROJECT RULES & REQUIREMENTS

Aquatic Science

Project Superintendent: Amy Obringer, 433-7815

Description: The Aquatic Science Project helps youth learn about raising aquarium fish. 4-H'ers learn basics of aquarium set-up, maintenance and how to select fish for your aquarium by hands on trial and error.

State Fair Entries: County Project Only, No Indiana State Fair Entries

Project Requirements:

1. Adams County 4-H members **must turn in completed Universal Record Sheet** along with completing **Fair Entry** by 4PM on July 1. Members missing the deadline may compete, with the highest possible ribbon placing being a blue.
2. Premiums and Grand Champions will be determined by the method stated in the Adams County 4-H Governing Rules under the General Project Rules section.

Exhibit Guidelines:

1. Members must have cared for fish at least four weeks prior to the fair.
2. Members should exhibit fish in a small, simple bowl with uncluttered surroundings and at least one flat side for viewing. Aquariums are not to exceed 15 gallons.
3. Completed Aquatic Science Manual is required and must be turned in at time of judging with exhibit.

Beginner-Grades 3-5

1. Learn feeding habits of your fish.
2. Learn proper accessories needed for an aquarium.
3. Learn care of your aquarium.
4. Exhibit:
 - a. One or two pair of fish in an aquarium.
A pair of egg-layers is considered one male and one female. If impossible to determine sex, just exhibit two fish.
A "pair" of live-bearers consists of two females and one male.
In all cases the fish in the pair should be about the same size. For large fish, (such as goldfish), exhibit only one fish.
 - b. Members should choose fish that are proportional in size to the aquarium.
 - c. Members must have a backing on the tank.
 - d. Plants, gravel, and lights are optional.

Intermediate-Grades 6-8

1. Learn what kinds of fish are compatible with one another for an aquarium.
2. Choose a variety of compatible fish for a community aquarium.
3. Study the natural surroundings of your fish.
4. Exhibit:
 - a. A community aquarium.
 - b. Gravel, plants, background and lights are required.

Advanced-Grades 9-12

1. Choose an aquarium from one of the following subclasses:
 - a. Educational
 - b. Beautiful-Natural
 - c. Beautiful-Artificial
 - d. Spawning
 - e. Other
2. Exhibit:
 - a. Aquarium in the subclass of your choice. Include a short description explaining why subclass was chosen.
 - b. Members should use gravel and a background in aquarium.
 - c. Lighting and some plants are suggested, depending on the display.

Arts and Crafts Projects

Project Superintendent: Lou Ann Kaehr, 307-6590

Description: Allows youth to grow and practice self-expression and self-reflection while expressing creativity in a wide range of mediums such as painting, drawing, models, and craft work.

State Fair Entries: Two (2) Entries Arts and Crafts
Two (2) Entries Fine Arts
Two (2) Entries Needlecraft

Project Requirements:

1. Adams County 4-H members **must turn in completed Universal Record Sheet** along with completing **Fair Entry** by 4PM on July 1. Members missing the deadline may compete, with the highest possible ribbon placing being a blue.
2. A 4-H member may enroll in any of the 3 specific craft projects:
 - a. Arts and Crafts, General
 - b. Fine Arts
 - c. Needlecraft
3. All arts and craft exhibits must include a 4-H Craft Information Card, 4-H 618A.
Craft Information Card describes work completed so the judge can more accurately evaluate the exhibit. This is used for judging purposes only, should be attached to back/underside of project for judge to view.
4. Premiums and Grand Champions will be determined by the method stated in the Adams County 4-H Governing Rules under the General Project Rules section.

Arts and Crafts

Youth may exhibit any art or craft that does not meet exhibit guidelines in Construction and Architectural Replica, Fine Arts, Model Craft or Needlecraft projects.

Exhibit Guidelines:

Beginner-Grades 3-5 Create and exhibit one age/grade appropriate artwork

Intermediate-Grades 6-8 Create and exhibit one age/grade appropriate artwork

Advanced-Grades 9-12 Create and exhibit one age/grade appropriate artwork

Fine Arts

Oil, charcoal, pastels, pencil, ink, acrylic, watercolor or similar artistic work can be displayed on canvas, canvas board, or paper. All work must be framed as a picture and prepared for hanging. Canvas art on a wooden frame is considered prepared for hanging provided that frame has a hanger.

Exhibit Guidelines:

Beginner-Grades 3-5 Create and exhibit one age/grade appropriate artwork

Intermediate-Grades 6-8 Create and exhibit one age/grade appropriate artwork

Advanced-Grades 9-12 Create and exhibit one age/grade appropriate artwork

Needlecraft

Handcrafted knitting, embroidery, crocheting, needlepoint, crewel, candle wicking, chicken scratching, hand-quilting, tatting, huck embroidery and hemstitching are suggested exhibits. Exhibits may also include pulled, drawn and counted thread work and punch needle work. Needlecraft exhibits do not include latch hook, plastic canvas, machine knitting, machine quilting or arm knitting/crocheting.

Exhibit Guidelines:

Beginner-Grades 3-5 Create and exhibit one age/grade appropriate artwork

Intermediate-Grades 6-8 Create and exhibit one age/grade appropriate artwork

Advanced-Grades 9-12 Create and exhibit one age/grade appropriate artwork

ADAMS COUNTY 4-H PROJECT RULES & REQUIREMENTS

Barbecue

Project Superintendent: Mindy Fruechte, 223-1957

Description: Barbecue project allows youth to learn and practice basic grilling safety and develop life skills of planning and preparing a variety of meals and event for family and/or friends.

State Fair Entries: County Project Only, No Indiana State Fair Entries

Project Requirements:

1. Adams County 4-H members **must turn in completed Universal Record Sheet** along with completing **Fair Entry** by 4PM on July 1. Members missing the deadline may compete, with the highest possible ribbon placing being a blue.
2. All posters, notebooks, and display boards must include a reference list indicating where information was obtained, giving credit to the original author, to complete the 4-H member's exhibit. This reference list should/might include web site links, people and professionals interviewed, books, magazines, etc. It is recommended this reference list be attached to the back of a poster or display board, be the last page of a notebook, or included as part of the display visible to the public. A judge is not to discredit an exhibit for the way references are listed.
3. Posters are to be 22"x28" and displayed horizontally and placed in a clear plastic sleeve or covered with clear plastic to protect contents. Display boards should be designed to sit on a table using no more than 36" of tabletop space. Space should be left in the lower right hand corner to place an exhibit tag provided by Purdue Extension staff.
4. Premiums and Grand Champions will be determined by the method stated in the Adams County 4-H Governing Rules under the General Project Rules section.

Division I (1st year in Barbecue)

1. Barbecue at least two times for family and/or friends.
2. Exhibit a poster with 5-7 pictures of member barbecuing. Include captions to explain the process.

Division II (2nd year in Barbecue)

1. Barbecue at least three times for family and/or friends.
2. Exhibit a poster with 5-7 pictures of member barbecuing. Include captions to explain the pictures along with two recipes.

Division III (3rd year in Barbecue)

1. Demonstrate barbecuing to your 4-H Club or any group of ten or more people.
2. Barbecue at least three times in addition to the demonstration. Prepare at least two types of meat.
3. Exhibit a poster with 5-7 pictures illustrating a barbecue demonstration given to a 4-H Club or group. Include captions to explain the pictures along with three recipes.

Division IV (4th year in Barbecue)

1. Give a demonstration on cutting meat into various sizes for proper barbecuing.
2. Barbecue at least four times. At one of these, plan and serve a complete menu for three people.
3. Exhibit a poster with 5-7 pictures illustrating the member barbecuing and serving a small group of 3-7 people. Include captions to explain the pictures along with menu and four recipes.

Advanced Division (5th year in Barbecue)

1. Teach at least one other person how to safety plan, prep and barbecue meals for themselves and others.
2. Barbecue at least four times, one of which is to a larger group (nine or more people).
3. Exhibit a poster with 5-7 pictures illustrating serving a large group, including pictures of the members own barbecue. Include captions to explain the pictures along.
4. Additionally include on poster:
 - Meal Menu (at least one of the below must be grilled)
 - Fruits and Vegetables
 - Meats
 - Breads and Pastries
 - Desserts
 - Drinks
 - Four Recipes
 - Number of People Served
 - Amount of Food Prepared

ADAMS COUNTY 4-H PROJECT RULES & REQUIREMENTS

Beef

Project Superintendent: Paul Bluhm, 223-2142

Description: 4-H Beef project provides youth with a fun and hands-on learning experience which develops skills in nutrition, health care and animal husbandry. Responsibility, record keeping, problem solving, disease prevention and decision making are just a few of the many life skills gained in 4-H animal projects.

State Fair Entries: All animals for State Fair must be properly identified and enrolled.
State Fair entry is open online at exhibitorscorner.indianastatefair.com May 16 - July 1.

General Rules:

1. All 4-H General Rules, Livestock Rules and Health Regulations apply.
2. All steers, market heifers and & non-registered heifers must be individually identified during the county identification day under the supervision of the Extension Staff at the start of the project. Animals will be weighed and tagged with an official Adams County eartag.
3. All animals must be identified, owned, under the care of the 4-H'er and enrolled online by end of day on May 15.
4. Universal Adams County 4-H Record Sheet **AND** Workshop Verification **OR** Livestock Record Sheet **AND** Fair Entry is due into the Extension Office by 4PM on July 1. 4-H'ers not completing this requirement will have the opportunity to receive feedback from the exhibition class only and unable to sell in the 4-H Auction at the Adams County 4-H Fair.
 - a. 4-H'ers enrolled in both Beef and Starter Calf projects will only need to attend one workshop to count towards both Beef and Starter Calf Paperwork Requirements. 4-H'ers not attending a workshop will need to complete the Livestock Record Sheet for both Beef and Starter Calf.
5. All cattle must be properly dehorned. In addition all steers must be properly castrated or banded. Animals will be inspected upon arrival at fair by a Beef/Starter Calf Committee member. Decision of committee is final.
6. All Dairy and Dairy/Beef Cross animals will be genomic tested during the county identification day to determine breed composition. Testing will be completed by a 4-H volunteer by collecting a DNA tissue sample from the ear of the animal. Testing will cost \$14 per animal, partially funded through sponsorship and fundraising.
The test will identify % dairy genetics versus % beef genetics.

- Cattle test results showing 75% and higher dairy genetics will show as a Dairy Steer
- Cattle test results showing 40% to 74.9% dairy genetics will show as a Dairy/Beef Cross Steer
- Cattle test results showing 39.9% or lower dairy genetics will show as a Beef Steer

If genomic tests results are in a different class than what the 4-H member declared at County ID Day, the 4-H Extension Educator will contact the 4-H member about results to inform the new class the animal is assigned.

Animals only need to be tested once; If a starter calf is genomic tested one year and comes back the following year as a Beef project, we will use the test from the previous year to determine where your animal will show at the fair assuming it has all original ear tags(County 5-Digit and RFID) at May 15 enrollment deadline.

7. Any situation not covered by these rules shall be handled by the proper representatives of the 4-H Beef/Starter Calf Committee **and** the 4-H Extension Educator.

Entry Procedures and Fair Exhibition Specific Rules:

1. Each member may show a maximum of 3 Market animals and 3 Breeding animals at the Adams County 4-H Fair.
2. Beef/Starter Calf members will unload/weigh-in 45 minutes prior to scheduled check-in, to allow for help with fair entry.
3. A 4x6 (landscape) picture of yourself and the animal you plan to sell in the auction must be turned in during Saturday check-in at fair. 4-H'ers Name and Animal ID must be on the back of the picture.
4. Steers will be weighed only once, immediately upon stepping from transportation to the fairgrounds, and this weight will be the official show/auction weight. A representative from the family must be at the scales at time of weigh-in, re-weigh requests must be brought before the committee **immediately** after first weigh in.
5. 4-H Member must confirm at fair weigh-in the appropriate class was registered for when completing Fair Entry. This includes confirmation of showing in a Born & Raised, Purebred, Crossbred or Any Other Breed (AOB) class.
6. Because of space limitations, steers can be allocated only one tie place per animal.
 - a. All stalls will be assigned by committee after set-up on Monday prior to fair.
 - b. Exhibitors are responsible for the cleanliness of assigned stalls throughout the entire duration of the fair.
 - c. Do not leave buckets of water or feed in front of animals.
 - d. Tie Out location will be provided; cattle are not permitted to go to trailers at night.
7. Breeding Heifers will have the option to arrive Saturday during livestock check in **OR** be trailed in on show day. Breeding Heifers arriving Saturday during livestock check-in will be assigned a stall and will stay the duration of fair. Breeding Heifers arriving on day of show will not be assigned a stall and will work off the trailer; designated trailer parking will be made available by the Adams County 4-H Fair Board.
 - a. 4-Hers who plan to bring Breeding Heifers for show day only must:
 - Check-in and turn in entry ticket(s) at scales on Saturday livestock check-in by 2PM.
 - Be checked in with a Beef Committee member by 1PM on day of show.
 - Be released at conclusion of Beef Show, after trailer area is cleaned up and inspected by Committee Member.

ADAMS COUNTY 4-H PROJECT RULES & REQUIREMENTS

Classes:

1. **Breeding Animals:**

Must be two heifers per breed to make a class, or they will be placed in an All Other Breeds class.

- If no other All Other Breed heifers, the heifer will stay in previously determined class.
- Exception – Born and Raised Class minimum head requirement waived to promote local breeders.

a. **Purebred**

Heifers must have registration papers from their breed association and be identified by registration number or dam registration number and birthdate.

Purebred Breeding classes will be shown by breed then date of birth.

b. **Commercial**

Non-Registered Heifers must be tagged and weighed during Beef ID Day.

Commercial Heifers will be shown by weight.

c. **Born and Raised**

See Born and Raised Class Information

2. **Market Animals:**

Must be two market animals per breed to make a class, or they will be placed in an All Other Breeds class.

- If no other All Other Breed market animals, the animal will be placed in the crossbred class.
- Exception – Born and Raised Class minimum head requirement waived to promote local breeders.

a. **Market Beef**

• **Beef Steer**

Beef Steer classes will be shown by breed then weight.

• **Market Heifer**

Market Heifer classes will be shown by weight.

Market Heifer will show against Market Steers for Grand Champion Market Beef

• **Born and Raised**

See Born and Raised Class Information

b. **Dairy Steer**

Dairy Steer classes will be shown by weight.

Dairy Steers will be divided into four divisions; Division 1– 4.

The four divisions champions will compete for Grand Champion Dairy Steer.

c. **Beef/Dairy Cross Market Animal**

Beef/Dairy Cross classes will be shown by weight.

Beef/Dairy Cross Market Animals will be divided into four divisions; Division 1– 4.

The four divisions champions will compete for Grand Champion Beef/Dairy Cross Market Animal.

3. **Adams County Born and Raised Steers and Heifers (Beef Breeds Only):**

- a. In order to qualify for the class the animal must be a beef breed animal and born and raised in Adams County. The dam must reside in Adams County and must be owned by an Adams County resident.
- b. 4-H members wanting to show their animals in the Born & Raised class for Adams County must have a completed Adams County 4-H Beef Born and Raised Form turned into the Extension Office by May 15.
- c. The Beef Committee will make the final determination if there is an animal in question.

Additional Award:

Rate-of-Gain: award will be given to the exhibitor whose market animal has the highest weight gain per day from the spring county identification day until check-in at county fair.

Showmanship:

1. Showmanship is on a volunteer basis with members strongly encouraged to participate.
2. Members must currently be enrolled in the Beef project and show their own animal in showmanship.
3. Showmanship will be divided into 4 classes:
 - a. **Junior (Grades 3-5)** Junior winner will compete in the Intermediate division the following year. Junior winner cannot repeat as Champion Junior Beef Showman.
 - b. **Intermediate (Grades 6-8)** Intermediate winner will compete in Senior division the following year. Intermediate winner cannot repeat as Champion Intermediate Beef Showman.
 - c. **Senior (Grades 9-12)** Senior winner will compete in Premier division the following year. Senior winner cannot repeat as Champion Senior Beef Showman.
 - d. **Premier** - The Premier Showman will be selected from the current Beginner, Intermediate and Senior Showman and any past Senior and Premier Showmanship winners still enrolled in 4-H. The winner will represent the beef species in the overall Supreme Showman contest. A Premier Showmanship runner-up will be selected and announced.

Auction:

1. Members must inform the committee of their intent to sell or take the animal home within 30 minutes of the completion of the Beef Show. Informing the committee can be done at the announcers stand the day of the show.
2. Cattle must weigh at least 1000 pounds to sell in the auction.
3. All non-auction animals will be released after auction set-up on Thursday.
4. The Grand Champion Beef Steer will sell first and the Grand Champion Dairy Steer second, this will be rotated each year. (Even years Dairy Steer first, Odd years Beef first.) The Reserve Grand Champion will sell in the same order as above followed by Grand Champion Born and Raised, Reserve Grand Champion Born and Raised, Showmanship (Premier, Senior, Intermediate, Junior), Rate of Gain, Top 3-5 Overall and then remaining animals by back tag number.
5. Exhibitors are responsible for providing each animal left at the fairgrounds a completely serviceable halter or tie rope for securing the animal after the sale. The retention of this equipment will be attempted but not assured.

ADAMS COUNTY 4-H PROJECT RULES & REQUIREMENTS

Beekeeping

Project Superintendent: Position Available

Description: This project will help youth learn beekeeping, the types of bees, the honey and wax they produce, the plants that attract bees and the equipment a beekeeper needs.

State Fair Entries: One (1) Educational exhibit per county
One (1) Honey exhibit per member, unlimited number of county entries

Project Requirements:

1. Adams County 4-H members **must turn in completed Universal Record Sheet** along with completing **Fair Entry** by 4PM on July 1. Members missing the deadline may compete, with the highest possible ribbon placing being a blue.
2. All posters, notebooks, and display boards must include a reference list indicating where information was obtained, giving credit to the original author, to complete the 4-H member's exhibit. This reference list should/might include web site links, people and professionals interviewed, books, magazines, etc. It is recommended this reference list be attached to the back of a poster or display board, be the last page of a notebook, or included as part of the display visible to the public. A judge is not to discredit an exhibit for the way references are listed.
3. Posters are to be 22"x28" and displayed horizontally and placed in a clear plastic sleeve or covered with clear plastic to protect contents. Display boards should be designed to sit on a table using no more than 36" of tabletop space. Space should be left in the lower right hand corner to place an exhibit tag provided by Purdue Extension staff.
4. Premiums and Grand Champions will be determined by the method stated in the Adams County 4-H Governing Rules under the General Project Rules section.

Notes:

1. No bee hives may be brought to the Adams County 4-H Fair or Indiana State Fair.
2. Honey water content will be measured.
3. Fill level: the honey should be filled to the jar shoulder; not over, nor under.
4. Chunk honey should go in a wide-mouth jar, preferably one specially made for chunk honey (see beekeeping catalogs).
5. Be careful to distinguish "chunk honey" (comb in jar) from "cut comb" (comb only in box).
6. Honey (including chunk, cut comb and comb) must be collected since the previous county fair.

Exhibit Guidelines:

Educational Poster or Display (Grades 3-12)

1. Create an educational poster, notebook or display about any manual activity or on any beekeeping topic of choice that is age/grade appropriate. Youth can also design an complete an independent study activity.

Single Honey Product (Grades 3-12)

Exhibit one (1) of the following:

1. Extracted Honey: 2 one-pound jars, shown in glass or clear plastic, screw-top jars holding 1 pound of honey each.
2. Chunk Honey (comb in jar): 2 one-pound jars (wide-mouth glass or clear plastic).
3. Cut-Comb Honey: 2 one- pound boxes (These are usually 4 1/2" x 4 1/2" in size).

Two Honey Products (Grades 3-12)

Exhibit two (2) of the four (4) kinds of honey listed below:

1. Extracted Honey: 2 one-pound jars (glass or clear plastic).
2. Chunk Honey (comb in jar): 2 one-pound jars (wide-mouth - glass or clear plastic).
3. Cut-Comb Honey: 2 one-pound boxes. Boxes are usually 4 1/2" x 4 1/2"
4. Comb Honey: 2 sections (honey built by bees in frames of wood commonly called "sections.") Boxes usually 4 1/2" x 4 1/2".

Bicycle

Project Superintendent: Mark Mesing, 701-2442

Description: The 4-H bicycle project teaches safe riding habits

State Fair Entries: County Project Only, No Indiana State Fair Entries

Project Requirements:

1. Adams County 4-H members **must turn in completed Universal Record Sheet** along with completing **Fair Entry** by 4PM on July 1. Members missing the deadline may compete, with the highest possible ribbon placing being a blue.
2. Bicycle project is divided into two (2) divisions:
 - a. Junior (Grades 3-7)
 - b. Senior (Grades 8-12)
3. A letter and packet with Bicycle Rodeo information will be sent to all enrolled Bicycle project members mid/late June. This packet will include obstacle course maps and information necessary for the Bicycle Rodeo event.
4. Bicycle helmets are mandatory at all 4-H Bicycle events.
5. Premiums and Grand Champions will be awarded per division.

ADAMS COUNTY 4-H PROJECT RULES & REQUIREMENTS

Cake Decorating

Project Superintendent: Paige Watters, 827-8136

Description: The Cake Decorating project allows youth to utilize their artistic ability and expressions as they learn decorating techniques and skills including colors, shapes, techniques, designs, etc.

State Fair Entries: One (1) Exhibit per Level

Project Requirements:

1. Adams County 4-H members **must turn in completed Universal Record Sheet** along with completing **Fair Entry** by 4PM on July 1. Members missing the deadline may compete, with the highest possible ribbon placing being a blue.
2. Cake Decorating project is divided into three (3) levels:
 - a. Beginner (Grades 3-5)
 - b. Intermediate (Grades 6-8)
 - c. Advanced (Grades 9-12)
3. The cake decorating project provides skills-based educational experiences that provide an opportunity for mastery before building on that experience to develop more advanced skills. While the defined grades are intended to be a guide, older youth enrolled in this subject for the first time may start in a lower grade skill level with permission by the county extension educator, followed by an appropriate level the following year.
4. Skills and techniques demonstrated should be age/grade appropriate. While it is not to say a beginner level member cannot master an advanced level skill, it would be rare and unique. Therefore, exhibited cakes must demonstrate the minimum five techniques from their given level outlined in Indiana 4-H Cake Decorating Skills and Techniques, 4-H 710A, but may also include higher/lower level techniques that have been mastered. Any higher/lower level techniques will not be counted as part of minimum five, but nevertheless will be evaluated for quality.
5. All exhibited cakes must be created using a Styrofoam, foam, or other solid dummy.
6. Unless otherwise stated, cakes are to be iced using royal icing or buttercream. Buttercream icing will not withstand environmental conditions and may become soft, melt, not withhold its shape, and colors may bleed when being displayed an extended period of time.
7. When displaying a cut-up cake or tiered cake, the exhibitor must include a diagram and description indicating how the cake was assembled. This diagram and description can be attached to or written on the skills sheet.
8. All exhibits must include a completed Cake Decorating Skills Sheet (4-H 710A) and must accompany the cake for the judge's reference during judging. Skills sheets are for judging purposes only.
9. Premiums and Grand Champions will be determined by the method stated in the Adams County 4-H Governing Rules under the General Project Rules section.

Exhibit Guidelines:

Beginner-Grades 3-5

1. Minimum of five beginner level skills are to be demonstrated. A list of skills can be found on Indiana 4-H Cake Decorating Skills & Techniques, 4-H 710A.
2. Cakes must be on a cake board strong enough to support cake (approximately 3/8" thick) and 2-4" larger than the cake. For example, if the cake is 8" in diameter, then the cake board must be 10-12" in diameter.
3. The cake board must be neatly covered and well taped or otherwise attached underneath.
4. Cakes exhibited in the beginner level are to be a single tier/layer, no more than 5" tall, and may be round, square, or rectangular and the cake board is to be no more 12"x12".

Intermediate-Grades 6-8

1. Minimum of five intermediate level skills are to be demonstrated. Cake may include additional skills from beginner level. A list of skills can be found on Indiana 4-H Cake Decorating Skills & Techniques, 4-H 710A.
2. Cakes must be on a cake board strong enough to support cake (approximately 3/8" thick) and 2-4" larger than the cake. For example, if the cake is 9"x13" rectangular, then the cake board must be 11"x15" to 13"x17" rectangular.
3. The cake board must be neatly covered and well taped or otherwise attached underneath.
4. Cakes exhibited in the intermediate level are to be a single or double tier/layer, no more than 12" tall and be any shape. The cake board is to be no more than 24"x24".
 - a. Youth may choose to decorate an inverted (upside down) character pan or create a 3-dimensional cake. It is also permissible to cut-up pieces of Styrofoam, foam, or other solid material to create a new shape, like a butterfly or castle for example.

Advanced-Grades 9-12

1. A minimum of five advanced level skills are to be demonstrated. Cake may include additional skills from the beginner and intermediate levels. A list of skills can be found on Indiana 4-H Cake Decorating Skills & Techniques, 4-H 710A.
2. Cakes must be on a cake board strong enough to support cake (approximately 1/2" thick) and 4" larger than the base cake. For example, if the cake is 26" in diameter, then the cake board must be 30" in diameter.
3. The cake board must be neatly covered and well taped or otherwise attached underneath.
4. Cakes exhibited in the advanced level may be multiple layer and/or tiered and may include multiple cakes, like a wedding cake. Cakes may be any shape, no more than 36" tall and the cake board is to be no more than 36"x36".
 - a. Youth may choose to create a character or 3-dimensional cake by cutting-up pieces of Styrofoam, foam, or other solid material to create a new shape. Dowel rods, plates, etc. should be used to support multiple layers and tiers.
 - b. Fondant icing and gum and sugar paste is permissible.

ADAMS COUNTY 4-H PROJECT RULES & REQUIREMENTS

Cats

Project Superintendent: Position Available

Description: The 4-H Cat provides youth a fun and hands-on learning experience which develops life skills as well as teaches valuable information about caring for an animal. Subjects such as general care, nutrition, housing and health care are all learned through caring for your 4-H Cat project. Youth also have the opportunity to develop responsibility, decision making and nurturing skills through active participation in the 4-H Cat project.

State Fair Entries: All animals for State Fair must be properly identified and enrolled. State Fair entry is March 1 - July 1 at the lowest fee rate. Increased Indiana State Fair entry fees assessed to entries made July 2 - show day.

Project Requirements:

1. Adams County 4-H members **must turn in completed Universal Record Sheet** along with completing **Fair Entry** by 4PM on July 1. Members missing the deadline may compete, with the highest possible ribbon placing being a blue.
2. All 4-H General Rules, Livestock Rules and Health Regulations apply.
3. All animals must be accompanied by a certificate of vaccination (form 4-H 777) signed by a licensed, accredited veterinarian indicating that within one year of the date of exhibition the animals have been vaccinated for feline panleukopenia, feline rhinotracheitis and calicivirus and have been tested negative and vaccinated for feline leukemia. Vaccination must be given at least two weeks prior to and within one year of exhibition. Certificate of Vaccination Form must be completed and turned in at the time of check-in. 4-H'ers missing requirements will not be permitted to participate in the Adams County Cat Show.
 - a. All animals over 3 months of age must be vaccinated for rabies and distemper by a licensed, accredited veterinarian. Vaccination must be given at least two weeks prior to and within one year of exhibition.
 - b. All 4-H animals must have the claws clipped or be declawed.
 - c. Check for ear mites one month before the fair.
 - d. No animals may be exhibited that test positive for or showing symptoms of any communicable diseases.
 - e. Pregnant or lactating female cats will not be permitted to show.
4. A 4-H member may enter and show a maximum of two (2) animals in the 4-H Cat Show. Each animal may be shown in only one class. The same animal may also be entered in the costume class.
5. Animals must be collared and on a leash or halter for show. It is suggested that animals be brought in a well ventilated box or carrier. No cats/kittens will be left at the fair, they will only be needed during actual show.
6. Each 4-H'er's animal will be judged on health, cleanliness, grooming, personality and if all categories are equal, the judge will choose a winner by its "star quality."

Adams County 4-H Cat Show Divisions:

- | | | |
|----------------------|----------------------------|-------------------------------|
| 1. Long Hair Kitten | 3. Long Hair Purebred Cat | 5. Long Hair Mixed Breed Cat |
| 2. Short Hair Kitten | 4. Short Hair Purebred Cat | 6. Short Hair Mixed Breed Cat |

Division Descriptions:

- Kitten** 4-8 months on day of show, a kitten turning 8 months old on show day will be considered a cat
- Cat** 8 months of age or older on show day.
- Purebred** Cats of a recognized breed, kept pure for many generations. Cat must have a current registration number from one of the national cat registries, such as Cat Fanciers Association.
- Long Haired** Animal whose coat has long top hairs, with a thick wooly under coat. The length of hair on an animals' tail is often used as a determining factor. Hair length is normally 1 1/2" long.
- Short Haired** Animal whose coat has only short hairs, a smooth, textured coat. Animals' tail hair is usually less than 1 1/2" long.

Special Costume Class (optional):

1. There is only one costume class, open to all ages.
2. 4-H members may use their creativity to dress their feline friend in a 4-H appropriate costume, members may dress up along side their feline friend if desired.
3. Premiums and Grand Champions will be determined by the method stated in the Adams County 4-H Governing Rules under the General Project Rules section.

Awards:

1. Ribbons will be awarded based on the judging of your animal.
2. Premiums and Grand Champions will be determined by the method stated in the Adams County 4-H Governing Rules under the General Project Rules section.

ADAMS COUNTY 4-H PROJECT RULES & REQUIREMENTS

Child Development

Project Superintendent: Position Available

Description: The Child Development project provides members with knowledge, skills and an understanding of human development, relating to others and self care. It also provides information on basic job skills for babysitting and introduces careers related to child development.

State Fair Entries: One (1) Entry per Level

Project Requirements:

1. Adams County 4-H members **must turn in completed Universal Record Sheet** along with completing **Fair Entry** by 4PM on July 1. Members missing the deadline may compete, with the highest possible ribbon placing being a blue.
2. Activities may be designed to be displayed on the floor, but please be considerate of space availability. Each item is to be labeled with the 4-H member's name, county and club so fair staff can keep all components together if it needs to be moved after judging is complete.
3. All posters, notebooks, and display boards must include a reference list indicating where information was obtained, giving credit to the original author, to complete the 4-H member's exhibit. This reference list should/might include web site links, people and professionals interviewed, books, magazines, etc. It is recommended this reference list be attached to the back of a poster or display board, be the last page of a notebook, or included as part of the display visible to the public. A judge is not to discredit an exhibit for the way references are listed.
4. Posters are to be 22"x28" and displayed horizontally and placed in a clear plastic sleeve or covered with clear plastic to protect contents. Display boards should be designed to sit on a table using no more than 36" of tabletop space. Space should be left in the lower right hand corner to place an exhibit tag provided by Purdue Extension staff.
5. Premiums and Grand Champions will be determined by the method stated in the Adams County 4-H Governing Rules under the General Project Rules section.

Notebook Notes:

Notebooks are to include the following:

- Identifications on the front showing 4-H member's name, county, club, grade and year in project.
- Title page naming the activity.
- Pages explaining how activity was developed and is to be used.
- Photographs showing how the activity was used along with assembly.
- Explanation of skills learned and any additional information to share with the reader.

Display Notes:

- May be table top or floor style, not to exceed 36"x36"x36".
- Must be self-supporting to be viewed by the public.
- Project activity cards need to be included with your display. (Example on page 40 of manual)

Exhibit Guidelines:

Level A-Grades 3-4

1. Exhibit a poster, display or notebook about a manual activity. Other similar activities permissible.

Level B-Grades 5-6

1. Exhibit a poster, display or notebook about a manual activity. Other similar activities permissible.

Level C-Grades 7-9

1. Exhibit a poster, display or notebook about a manual activity.
Other similar activities designed to help develop physical, emotional or cognitive skills are permissible.

Level D-Grades 10-12

1. Exhibit a poster, display or notebook about a manual activity.
Other similar activities designed to help develop physical, emotional or cognitive skills are permissible.

ADAMS COUNTY 4-H PROJECT RULES & REQUIREMENTS

Collections

Project Superintendent: Darlene Hitchcock, 223-3704

Description: Collections can be defined as the gathering of similar items, articles, objects, etc. This project provides an avenue for collectors to exhibit one of their most enjoyable items/memories.

State Fair Entries: County Project Only, No Indiana State Fair Entries

Project Guidelines:

1. Adams County 4-H members **must turn in completed Universal Record Sheet** along with completing **Fair Entry** by 4PM on July 1. Members missing the deadline may compete, with the highest possible ribbon placing being a blue.
2. Premiums and Grand Champions will be determined by the method stated in the Adams County 4-H Governing Rules under the General Project Rules section.

Exhibit Guidelines:

1. 4-H Collections members enrolling in the project multiple years may start a new collection each year or add to an existing collection. In order to exhibit same collection multiple years, member must add newly acquired items to exhibit.
2. A detailed notebook would be helpful for all divisions to share information about the collection. Members should have a story in the notebook describing the collection. Include records of when and where each collectible was found.
3. Collection display must not exceed 48" high x 30" wide. Project display must be self-supporting to be viewed by the public. If the collection is too valuable or too large to exhibit; 4-Hers may share their collections by displaying several photos and more information in a notebook or poster as their exhibit.

Beginner-Grades 3-5

1. Create and exhibit a poster, display and/or notebook showing off your collections.

Intermediate-Grades 6-8

1. Create and exhibit a poster, display and/or notebook showing off your collections.

Senior-Grades 9-12

1. Create and exhibit a poster, display and/or notebook showing off your collections.

Construction and Architectural Replica

Project Superintendent: Position Available

Description: Allows youth to learn life skills and grow in project knowledge while expressing creativity when designing replicas.

State Fair Entries: One (1) Entry Overall

Project Requirements:

1. Adams County 4-H members **must turn in completed Universal Record Sheet** along with completing **Fair Entry** by 4PM on July 1. Members missing the deadline may compete, with the highest possible ribbon placing being a blue.
2. All arts and craft exhibits must include a 4-H Craft Information Card, 4-H 618A.
Craft Information Card describes work completed so the judge can more accurately evaluate the exhibit. This is used for judging purposes only, should be attached to back/underside of project for judge to view.
3. Premiums and Grand Champions will be determined by the method stated in the Adams County 4-H Governing Rules under the General Project Rules section.

Exhibit Guidelines:

1. Exhibits can include farm scenes, town models, building replicas, or similar items and can be constructed from building blocks (Lego), erector sets, or other materials. The product should be constructed to scale as much as possible. Consider adding a clear cover to protect the exhibit while being displayed to the public.
2. Exhibitors should be considerate of space. This exhibit will most likely be displayed on an 8' long table top with two or three exhibits per table. Exhibits too large to safely move or requiring lots of space should be exhibited using photographs and a description of work in a notebook.
3. If an exhibitor is concerned about their creation being damaged while on display, they should consider constructing a clear plastic cover to encase the exhibit.

Beginner-Grades 3-5

1. Create and exhibit one age/grade appropriate artistic scene or replica.

Intermediate-Grades 6-8

1. Create and exhibit one age/grade appropriate artistic scene or replica.

Advanced-Grades 9-12

1. Create and exhibit one age/grade appropriate artistic scene or replica.

ADAMS COUNTY 4-H PROJECT RULES & REQUIREMENTS

Consumer Clothing

Project Superintendent: Rozann Schmidtke, 623-6020

Description: Consumer Clothing project is designed to teach clothing selection, wardrobe planning, care of clothing and personal grooming.

State Fair Entries: One (1) Notebook per Level
One (1) Participant per Level to model in Indiana State Fair Fashion Revue

Project Requirements:

1. Adams County 4-H members **must turn in completed Universal Record Sheet** along with completing **Fair Entry** by 4PM on July 1. Members missing the deadline may compete, with the highest possible ribbon placing being a blue.
2. Members will be expected to model their purchased outfit and accessories at the county level at time of judging. Consumer Clothing judging project is judged on: Notebook 40%, Interview 30%, Garment on 4-H'er 30%.
3. Members are requested to participate in the Showcase of Fashions on Sunday evening to show off their project work. Informational packets will be mailed to all youth enrolled in Consumer Clothing project with information and request for a short bio to read while modeling at Showcase of Fashions. (Participation is not required)
4. Premiums and Grand Champions will be determined by the method stated in the Adams County 4-H Governing Rules under the General Project Rules section.

Exhibit Guidelines:

Notebooks:

- The front of the notebook is to include the 4-H members name, county, club and level.
- Personal info such as phone number, mailing address, etc. should not be included in any notebook documentation.
- Members must be present at time of judging for interview and to model the outfit for the judge. Members will leave their outfit for exhibit along with the project binder; please wear or bring other clothes to change into to allow for your outfit and for after judging.

Beginner-Grades 3-5

1. Complete one (1) activity from each group in the manual and share your results or answers in a notebook. Type or write neatly results/answers in a notebook and label each activity to discuss it with the judge.
2. With help from a parent or mentor, purchase an item of clothing to wear with other clothes in your wardrobe. Examples might be: slacks, blouse, jeans, shirt, sweater or sweatshirt. Choose an accessory to go with your purchase; accessories could be shoes, belt, jewelry, socks or similar items.

Intermediate-Grades 6-8

1. Complete one (1) activity from each group in the manual and share your results or answers in a notebook. Type or write neatly results/answers in a notebook and label each activity to discuss it with the judge.
2. Purchase and accessorize a casual or school outfit. Accessories may be purchased or currently own.

Advanced-Grades 9-12

1. Complete one (1) activity from each group in the manual or similar activity of choice and share your results or answers in a notebook. Type or write neatly results/answers in a notebook and label each activity to discuss it with the judge. If completing an activity not included in the manual, be sure to include your notebook an explanation describing how the activity was developed and intended objectives.
2. Purchase and accessorize an outfit of your choice. Accessories may be purchased or currently own.

ADAMS COUNTY 4-H PROJECT RULES & REQUIREMENTS

Dairy

Project Superintendent: Judy Mudd

Description: 4-H Dairy project provides youth with a fun and hands-on learning experience which develops skills in nutrition, health care and animal husbandry. Responsibility, record keeping, problem solving, disease prevention and decision making are just a few of the many life skills gained in 4-H animal projects.

State Fair Entries: All animals for State Fair must be properly identified and enrolled.
State Fair entry is open online at exhibitorscorner.indianastatefair.com May 16 - July 1.

General Rules:

1. All 4-H General Rules, Livestock Rules and Health Regulations apply.
2. All animals must be identified, owned, under the care of the 4-H'er and enrolled online by end of day on May 15.
 - a. Any one animal may not be enrolled by more than one 4-H member, except for siblings.
3. Each 4-H members' dairy cattle (registered and grade animals) enrollment must contain the Registration Number (or Dam's Registration Number), Birthdate, RFID Tag/Tattoo and Ear Tag identification (if required for registration by the respective breed association) for each animal they are enrolling in the 4-H program.
 - a. If RFID tag(s) are used as the sole identification of an animal, the RFID tag(s) used must be approved by each of the respective breed associations. Contact your respective breed association for ear tag identification requirements.
 - b. If a Dairy member lists the dam's registration number on his/her dairy enrollment, then the animal's name, date of birth and dam's registration number listed on the enrollment must all match the corresponding information on the animal's registration certificate during check-in.
 - c. Enrollments will not be accepted that list "Papers Applied for."
 - d. Dairy animals that are not registered should select "Grade" (Non-Registered Cattle) when entering that animals information on the 4hOnline animal enrollment site. These animals will show as grades at the Adams County 4-H Fair.
4. In the event that animal identification information does not match at time of fair entry with what was entered online the 4-H'er has the option to take the animal home or show as grade.
 - a. Hard copies of registration papers are due at time of fair check in. DOB, RFID Tag/Tattoos, registration numbers need to all correspond with hard copy registration papers.
5. Universal Adams County 4-H Record Sheet **AND** Workshop Verification OR Livestock Record Sheet **AND** Fair Entry is due into the Extension Office by 4PM on July 1. 4-H'ers not completing this requirement will have the opportunity to receive feedback from the exhibition class and unable to sell in the 4-H Auction at the Adams County 4-H Fair.
6. Any situation not covered by these rules shall be handled by the proper representatives of the 4-H Dairy Committee **and** the 4-H Extension Educator.

Entry Procedures and Fair Exhibition Specific Rules:

1. A 4-H member may enroll a maximum of three animals per age group per breed.
 - a. A 4-H member may enroll, enter and show more than one breed.
Adams County 4-H Fair recognized breeds: Ayrshire, Brown Swiss, Guernsey, Holstein, Jersey, Milking Shorthorn.
2. During check-in at the Adams County 4-H Fair, the following must be provided:
 - a. Registration Certificates (no photocopies, carbons, or fax copies) for Dairy Cows. Only Certificates recognized by the respective National Breed Associations will be accepted. Pedigrees or other such documents are NOT acceptable.
3. Fair Check-In
 - Dairy Heifers will be accepted between 1-6 PM on Saturday, July 16.
 - Dairy Cows will be accepted between 11 PM on Tuesday, July 19 and 8 AM on Wednesday, July 20.
 - Please note that the unloading and check-in process MUST be started prior to closing of check-in window.
 - Committee members, whose immediate family has 4-H animals, should have a third party to assist in the entry process. Any discrepancy needs to be checked on by a third party to resolve any problems.
4. 4-H Dairy members must work 2 hours at the Clover Center or Dining Hall to receive their premium money.

County Lease Requirements:

1. 4-H members can exhibit both owned and leased dairy animals and can lease both heifers and cows for exhibition at the Adams County 4-H Dairy Show. Please note that this rule differs when exhibiting at the Indiana State Fair.
2. To be eligible to show, each leased dairy animal must:
 - Be enrolled at v2.4honline.com by the end of the day on May 15
 - Must be listed on the official 4-H Dairy Cattle Lease Agreement form, form must be completed and on file at the Adams County Purdue Extension Office by 4:00PM on May 15.
 - The registration number, tattoo and/or ear tag listed on 4-HOnline MUST match what is listed on the lease agreement.

ADAMS COUNTY 4-H PROJECT RULES & REQUIREMENTS

Classes:

1. Awards for best female in each breed will be supplied by sponsors or the 4-H Dairy Calf Club.
2. Grade animals will be shown with Registered and are eligible for premiums, but not eligible for champions.
3. Dairy classes are divided as follows:

<u>Class</u>	<u>Birthdate</u>
Spring Heifer Calf	Born March 1, 2024 to May 15, 2024
Winter Heifer Calf	Born December 1, 2023 to February 28, 2024
Fall Heifer Calf	Born September 1, 2023 to November 30, 2023
Summer Yearling Heifer	Born June 1, 2023 to August 31, 2023
Spring Yearling Heifer	Born March 1, 2023 to May 31, 2023
Winter Yearling Heifer	Born December 1, 2022 to February 28, 2023
Fall Yearling Heifer	Born September 1, 2022 to November 30, 2022
Yearling Heifer in Milk	Born September 1, 2022 or later (Brown Swiss, Jersey and Milking Shorthorn)
Junior 2 year old Cow	Born March 1, 2022 to August 31, 2022
Senior 2 year old Cow	Born September 1, 2021 to February 28, 2022
Junior 3 year old	Born March 1, 2021 to August 31, 2021
Senior 3 year old	Born September 1, 2020 to February 28, 2021
4 year old Cow	Born September 1, 2019 to August 31, 2020
5 year old Cow	Born September 1, 2018
Aged Cow 6 years & over	Born prior to September 1, 2018
Dry Cow, any milking age and must have calved at least once	

Additional Awards:

Herdsmen Award:

- Criteria includes cleanliness of alleys, stalls, pens, bedding must be adequate, bright, dry, clean and in place. Animals clean, securely tied and penned.
- Selection will be made by an impartial person and three (3) 4-H Dairy members will be awarded day of show.

Halter Winner:

- Every 4-H Dairy member that participates in Junior, Intermediate or Senior Showmanship is eligible to win a new halter, those participating (and not winning) in showmanship will be placed in a random drawing for the halter.
- These awards were established by memorial funds by various respective families. Three (3) 4-H Dairy members will be awarded day of show.

Showmanship:

1. Showmanship is on a volunteer basis with members strongly encouraged to participate.
2. Members must currently be enrolled in the Dairy project and show their own animal in showmanship. The exhibited animal must be enrolled on the 4-H Dairy member's enrollment and must have been previously exhibited by the 4-H Dairy member contestant on the day of show.
3. Showmanship will be divided into 4 classes:
 - a. **Junior (Grades 3-5)** Junior winner will compete in the Intermediate division the following year. Junior winner cannot repeat as Champion Junior Dairy Showman.
 - b. **Intermediate (Grades 6-8)** Intermediate winner will compete in Senior division the following year. Intermediate winner cannot repeat as Champion Intermediate Dairy Showman.
 - c. **Senior (Grades 9-12)** Senior winner will compete in premier division the following year. Senior winner cannot repeat as Champion Senior Dairy Showman.
 - d. **Premier** - The Premier Showman will be selected from the current Beginner, Intermediate and Senior Showman and any past Senior and Premier Showmanship winners still enrolled in 4-H. The winner will represent the Dairy species in the overall Supreme Showman contest. A Premier Showmanship runner-up will be selected and announced.

Auction:

1. The Supreme and/or Reserve Champion Dairy cow may sell once in her lifetime. The 4-H member will sell a plaque along with a basket of dairy products (milk, cheese basket, etc.) with 3% of the proceeds going toward the auction fund. The remainder of proceeds will be divided as follows: 50% to 4-H member and 50% to Adams County Dairy Club. In the event that the Supreme Champion Dairy animal does not sell in the auction the Reserve Supreme Champion animal will have the opportunity to sell.
2. Senior, Intermediate and Junior Showmanship winners will also sell in the auction. The 4-H member will sell a plaque along with a basket of dairy products (milk, cheese basket, etc.) with 3% of the proceeds going towards the auction fund. The remainder of the proceeds will be divided as follows: 50% to 4-H member and 50% to Adams County Dairy Club.
3. Dairy members must inform the committee of their intent to sell in the auction within 30 minutes of the last livestock show they exhibit in.
4. All non-auction animals will be released after auction set-up on Thursday.

Mini 4-H

Please see Mini 4-H Dairy rules and requirements in the Mini 4-H section of this 4-H Catalog.

ADAMS COUNTY 4-H PROJECT RULES & REQUIREMENTS

Do Your Own Thing

Project Superintendent: Patti LeMaster, 724-4577

Description: The Do Your Own Thing 4-H project allows youth to explore subject matter outside of the recognized list of 4-H projects and really open their imagination to be involved in an area which they are interested.

State Fair Entries: County Project Only, No Indiana State Fair Entries

Project Requirements

1. Adams County 4-H members **must turn in completed Universal Record Sheet** along with completing **Fair Entry** by 4PM on July 1. Members missing the deadline may compete, with the highest possible ribbon placing being a blue.
2. This project is open to your imagination, subject matters could include but not limited to:
Creative Writing, Dance, Family Vacation, Hobbies, Inventions, Science, Small Engines, Sports, Theatre, Tractor or Automobile Restoration, Soil and Water Conservations, Crops (Corn, Soybeans, Wheat and Oats), etc.
 - a. The exhibit should be one that can NOT be exhibited through any other 4-H project.
If the judge or project superintendent determines the project fits in any other area, there will be every attempt to move it to the other project area.
 - b. The project can not be a live animal of any kind.
3. Premiums and Grand Champions will be determined by the method stated in the Adams County 4-H Governing Rules under the General Project Rules section.

Exhibit Guidelines:

Beginner-Grades 3-5

1. Exhibit a poster, display or notebook relating to your project. Displays should be no larger than 36" x 36" x 36".

Intermediate-Grades 6-8

1. Exhibit a poster, display or notebook relating to your project. Displays should be no larger than 36" x 36" x 36".

Advanced-Grades 9-12

1. Exhibit a poster, display or notebook relating to your project. Displays should be no larger than 36" x 36" x 36".

ADAMS COUNTY 4-H PROJECT RULES & REQUIREMENTS

Dog

Project Superintendent: Carol Garringer, 849-2532

Description: The 4-H Dog project provides youth with a fun hands-on learning experience that develops life skills as well as teaches valuable information about properly caring for their animal. Youth have the opportunity to develop responsibility, decision making and nurturing skills through active participation in project.

State Fair Entries: All animals for State Fair must be properly identified and enrolled. State Fair entry is May 16 - July 1 at the lowest fee rate. Increased Indiana State Fair entry fees assessed to entries made July 2 - show day.

Project Requirements:

1. All 4-H General Rules, Livestock Rules and Health Regulations apply.
2. All 4-H dogs must be accompanied by the original and current Certificate of Vaccination (4-H671) completed and signed by a licensed, accredited veterinarian indicating the dog has been vaccinated for rabies, distemper, hepatitis, parvovirus, leptospirosis, and kennel cough prior to participating in any 4-H Dog Club event.
3. Universal Adams County 4-H Record Sheet **AND** Workshop Verification OR Dog Record Sheet is due into the Extension Office by 4PM on July 1. 4-H'ers not completing this requirement will have the opportunity to receive feedback from the exhibition class.
4. A 4-H dog may not be exhibited if they are showing symptoms of any communicable disease or parasites, including ticks and fleas. Animals will be checked prior to show.
5. Dogs must be at least 6 months old and must live with the 4-H member that is showing the dog.
6. Members need to train and work hard with their dogs. The more time you put into practicing, the better the team will be. Attendance at Adams County 4-H Dog Club practices are VITAL for success; additional training/info is given weekly. Members are expected to participate in the Adams County 4-H Dog Show. Open shows encouraged to gain experience.
7. Members must have control of their dog and be in charge of him/her at all times.
Members must have:
 - Metal training collar for their dogs. It should be about 2" longer than the measurement of the dog's neck.
 - A six foot leather or nylon leash.
 - Dogs on a leash at all times, unless training or showing in off-leash exercises.
8. A dog displaying signs of aggression will not be allowed to train or show with the group in the interest of safety to others associated with the Dog Club. Dogs that bite will be disqualified from all further activities and will be sent home.
9. Members are responsible for cleaning up after their dogs at all 4-H events and practices.
10. If dogs are in heat, members should NOT bring them to practice/training, but the members should come to practice. If dogs come in heat on show day, the dog committee will decide if it will be permitted to show.
11. Members that have been in the project for one year are eligible to try out for Drill Team.
To be on Drill Team, a member and their dog must be able to perform first year exercises well and unforced.

Classes:

Class 1A- For 4-H'ers with no previous formal dog training experiences with a dog which has received no obedience training prior to January 1 of the current year.

Class 1B- For 4-H'ers with previous dog training experience, (4-H or otherwise) coming back with a new dog, or for 4-H'ers with no experience whose dogs have had training which disqualifies them for 1-A.

Class 2A- For 4-H'ers and dogs which have completed 1-A or 1-B.

Class 2B- For 4-H'ers and dogs which have completed 2A, and are not ready for third year work. (at leader's discretion)

Class 3A- For 4-H'ers and dogs which have completed second year work.

Class 3B- For 4-H'ers and dogs which have completed 3A, but are not ready for fourth year work. (at leader's discretion)

Class 4A- For 4-H'ers and dogs which have completed third year work.

Class 4B- For 4-H'ers and dogs which have completed 4A, but are not ready for fifth year work. (at leader's discretion)

Class 5A- For 4-H'ers and dogs which have completed fourth year work.

Class 5B- For 4-H'ers and dogs which have completed 5A, but are not ready for sixth year work. (at leader's discretion)

Class 6A- For 4-H'ers and dogs which have completed fifth year work.

Class 6B- For 4-H'ers and dogs which have completed 6A, and wish to repeat.

Class Leader Dog A- For 4-H'ers with no previous formal dog training experience with a leader dog.

Class Leader Dog B- For 4-H'ers with previous dog training experience (4-H or otherwise) coming back with a leader dog.

Veterans Class- For 4-H members whose dogs are at least 7 years old or are physically challenged.

The dog must have completed at least class 2B in previous years. Dogs who are physically challenged must be accompanied by a letter from a veterinarian stating that the dog is unable to perform jumping and/or retrieving exercises. A dog may not be shown in any other obedience class at the Adams County 4-H Fair Dog Show once they have competed in the Veteran's Class.

ADAMS COUNTY 4-H PROJECT RULES & REQUIREMENTS

Electric

Project Superintendent: Position Available

Description: The 4-H Electricity and electronics program provides youth with educational information about electricity and how it can be used to benefit the human race.

State Fair Entries: One (1) Electric Entry per Level
One (1) Electronic Entry, Level 5

Project Requirements:

1. Adams County 4-H members **must turn in completed Universal Record Sheet** along with completing **Fair Entry** by 4PM on July 1. Members missing the deadline may compete, with the highest possible ribbon placing being a blue.
2. Youth are encouraged, but not required to complete activities found on the [4-H electric web page](#).
3. All posters, notebooks, and display boards must include a reference list indicating where information was obtained, giving credit to the original author, to complete the 4-H member's exhibit. This reference list should/might include web site links, people and professionals interviewed, books, magazines, etc. It is recommended this reference list be attached to the back of a poster or display board, be the last page of a notebook, or included as part of the display visible to the public. A judge is not to discredit an exhibit for the way references are listed.
4. Premiums and Grand Champions will be determined by the method stated in the Adams County 4-H Governing Rules under the General Project Rules section.

Exhibit Guidelines:

Level 1 (1st year in Electric)

1. Exhibit one article of choice displaying proper wiring techniques, made during the current 4-H program year. It must demonstrate a minimum of five (5) or more of the appropriate level of "Skills to be Attained" items as outlined in the "4-H Electric and Electronic Skills & Knowledge Chart". A completed copy of the "Exhibit Skills & Knowledge Sheet" must accompany the project. Skills sheets are for judging purposes only.
2. Exhibit Suggestions:
 - Circuit board – 6" by 6" of Series/Parallel Circuit
 - Electromagnet
 - Galvanometer
 - Exhibit a poster 22" x 28"
 - Display (appropriately sized for displayed equipment)
 - Notebook/Report that covers any topic that is in the National 4-H Electric Curriculum Electricity Excitement Book 1 or Investigating Electricity Book 2, Purdue Extension website Level 1 activities/project sheets, or from the appropriate level of the Skills & Knowledge Chart.

Level 2 (2nd year in Electric)

1. Exhibit one article of choice displaying proper wiring techniques, made during the current 4-H program year. It must demonstrate a minimum of five (5) or more of the appropriate level of "Skills to be Attained" items as outlined in the "4-H Electric and Electronic Skills & Knowledge Chart". A completed copy of the "Exhibit Skills & Knowledge Sheet" must accompany the project. Skills sheets are for judging purposes only.
2. Exhibit Suggestions:
 - Magnetic Powered Shake Flashlight with optional display
 - Circuit board – 6" by 6" of Series/Parallel Circuit (with modifications if exhibited in Level 1)
 - Electromagnet
 - Galvanometer
 - Electric Motor
 - Exhibit a poster 22" x 28"
 - Display (appropriately sized for displayed equipment)
 - Notebook/Report that covers any topic that is in the National 4-H Electric Curriculum Electricity Excitement Book 1 or Investigating Electricity Book 2, Purdue Extension website Level 2 activities/project sheets, or from the appropriate level of the Skills & Knowledge Chart.

ADAMS COUNTY 4-H PROJECT RULES & REQUIREMENTS

Level 3 (3rd year in Electric)

1. Exhibit one article of choice displaying proper wiring techniques, made during the current 4-H program year. It must demonstrate a minimum of five (5) or more of the appropriate level of “Skills to be Attained” items as outlined in the “4-H Electric and Electronic Skills & Knowledge Chart”. A completed copy of the “Exhibit Skills & Knowledge Sheet” must accompany the project. Skills sheets are for judging purposes only.
2. Exhibit Suggestions:
 - Wiring Project – (ie. extension cord, trouble light, wire sizes and uses, plug configurations, test equipment, etc.)
 - Electrical tool and supply kit
 - Exhibit a poster 22” x 28”
 - Display (appropriately sized for displayed equipment)
 - Notebook/Report that covers any topic that is in the National 4-H Electric Curriculum Wired for Power Book 3, Purdue Extension website Level 3 activities/project sheets, or from the appropriate level of the Skills & Knowledge Chart.

Level 4 (4th year in Electric)

1. Exhibit one article of choice displaying proper wiring techniques, made during the current 4-H program year. It must demonstrate a minimum of five (5) or more of the appropriate level of “Skills to be Attained” items as outlined in the “4-H Electric and Electronic Skills & Knowledge Chart”. A completed copy of the “Exhibit Skills & Knowledge Sheet” must accompany the project. Skills sheets are for judging purposes only.
2. Exhibit Suggestions:
 - Wiring – Wire a lamp. The lamp can be a re-wired lamp or one that is built new.
 - Electrical tool and supply kit
 - Exhibit a poster 22” x 28”
 - Display (appropriately sized for displayed equipment)
 - Notebook/Report that covers any topic that is in the National 4-H Electric Curriculum Wired for Power Book 3, Purdue Extension website Level 4 activities/project sheets, or from the appropriate level of the Skills & Knowledge Chart.

Level 5 (5th year or more in Electric)

1. Exhibit one article of choice displaying proper wiring techniques, made during the current 4-H program year. It must demonstrate a minimum of five (5) or more of the appropriate level of “Skills to be Attained” items as outlined in the “4-H Electric and Electronic Skills & Knowledge Chart”. A completed copy of the “Exhibit Skills & Knowledge Sheet” must accompany the project. Skills sheets are for judging purposes only.
2. Exhibit Suggestions:
 - Equipment Wiring – including but not limited to: parts identification, appliance repair, lamps and other lighting, equipment wiring, control system, security system, topic that covers safety, motors/generators, electric heating, heat pumps, AC, water heaters, and other electric equipment.
 - Home Wiring – included by not limited to any circuits found in the wiring of a house or “barn”, service entrance, switching, receptacles, generator transfer circuit, safety, electrical math, and others.
 - Electronic Equipment – Any project or kit containing transistors or integrated circuits or vacuum tubes such as radio, TV, computer, robot, cell phone, and others.
 - Poster board (22” by 28”)
 - Display (appropriately sized for displayed equipment)
 - Notebook/Report that covers any topic that is in the National 4-H Electric Curriculum Entering Electronics, Purdue Extension website Level 5 activities/project sheets, or from the appropriate level of the Skills & Knowledge Chart.
 - Video Presentation Create a video showing the work accomplished and skills learned. This video should include the same type of information as required in written notebook listed above. This video is to be no more than ten minutes in length and formatted as MP4 and submitted on a thumb drive. This video can also be uploaded to a YouTube account with the video being made public and the link submitted for evaluation.

ADAMS COUNTY 4-H PROJECT RULES & REQUIREMENTS

Entomology

Extension Office sells Bug Boxes and Vials with pins

Project Superintendent: Trudy Eisenmann, 223-9588

Description: This project will help you study insects and their relationship with people. You can also learn how to collect, preserve, and identify insects.

State Fair Entries: One (1) Collection Box per Level
One (1) Poster per Level

Project Requirements:

1. Adams County 4-H members **must turn in completed Universal Record Sheet** along with completing **Fair Entry** by 4PM on July 1. Members missing the deadline may compete, with the highest possible ribbon placing being a blue.
2. All posters, notebooks, and display boards must include a reference list indicating where information was obtained, giving credit to the original author, to complete the 4-H member's exhibit. This reference list should/might include web site links, people and professionals interviewed, books, magazines, etc. It is recommended this reference list be attached to the back of a poster or display board, be the last page of a notebook, or included as part of the display visible to the public. A judge is not to discredit an exhibit for the way references are listed.
3. Premiums and Grand Champions will be determined by the method stated in the Adams County 4-H Governing Rules under the General Project Rules section.

Exhibit Guidelines:

Collection Exhibits Guidelines:

Collections are to include the following:

- Title as Insect Collection year in Entomology
- Order – refer to ID-401.
- Display - Mounted insects are to have been legally and personally collected in the United States and displayed in an 18"x24" collection box displayed horizontally. Collections including multiple boxes are to be numbered 1 of 3, etc. ID 401 A-F cards (for grades 3-8) and 401-I cards (for grades 9 - 12) are to be placed inside the display box in an attractive manner.
- Identification - Collection display boxes are expected to contain the specified number of insects, families, and orders specified (see chart below). All insects must be in the adult stage and be properly mounted on insect pins or be contained in vials as directed.
- **Pin Labels** - Each pin or vial must contain two labels:
 1. Top label is to include collection date, location, and collector name.
 2. Bottom label is to include common name and other optional identification data.
- **Box Labels** - (computer generated or neatly printed) are used for orders and families as required (see specific exhibit guidelines) and are to be placed flat against the bottom of the box. Insects must be properly grouped directly under the correct order and family box label. For example, all insects belonging to a particular order must be placed under that order label. Orders to be used are listed in the reference book ID- 401. If family level identification is required, the insects should be further grouped together under that family label.
- **Educational Box** - One (1) additional box (educational), based on the specific theme (see specific exhibit guidelines), is required for grades 9-12, in addition to the insect collection boxes. This box can be created in any manner chosen (without the mounting, pinning or identifying restrictions specified above).

Judges evaluating collections exhibits should judge based on educational content, scientific accuracy, eye appeal and creativity.

Monarch Butterfly Statement:

Monarch butterflies are now officially on the threatened species list. While we know that collecting Monarch butterflies for 4-H collections or displays does not constitute a significant risk to their population when compared to the effects of climate change, pesticide contamination and habitat loss, capitalizing on this opportunity to discuss their decline is an excellent way to bring public focus to this important issue. We want our youth (and all IN citizens) to recognize the Monarch butterfly, understand its biology and be empathetic to its conservation.

Therefore, we have instituted the following update to our youth and 4H Entomology programs. Effective immediately, we no longer encourage students to 'collect' Monarch butterflies for exhibits, displays or 4-H insect collections. But, rather than simply removing the Monarch butterfly from the list of 150 insects that 4-H students are to recognize, we want to highlight it so that students really do learn to recognize them and understand their peril. After all, the more we are familiar with this species, the more apt we will be to assist and support the conservation of this iconic species.

ADAMS COUNTY 4-H PROJECT RULES & REQUIREMENTS

Beginner (1st-3rd Year in Entomology)

1. Create a collection based on the year in Entomology or an educational exhibit. Maximum number of Boxes: 1
2. Insect Collection
 - 1st Year 10 insects, identified and pinned on cards (ID 401A).
 - 2nd year 20 insects mounted (pins or vials).
Identify all insects by common name and identify five (5) to order. Include card ID 401B.
 - 3rd year 30 insects, mounted (pins or vials).
Identify all insects by common name and identify 15 to order. Include ID 401C.

Intermediate (4th-6th Year in Entomology)

1. Create a collection based on the year in Entomology or an educational exhibit. Maximum number of Boxes: 2
2. Insect Collection
 - 4th Year 40 insects, exhibit a minimum of 6 orders, mounted (pins or vials).
Identify all insects by common name and order. Include ID 401D.
 - 5th Year 50 insects, exhibit a minimum of 8 orders, mounted (pins or vials).
Identify all insects by common name and order. Identify ten (10) to family. Include ID 401E.
 - 6th Year 60 insects, exhibit a minimum of 10 orders, mounted (pins or vials).
Identify all insects by common name and order. Identify 30 to family. Include ID 401F.

Advanced (7th-10th Year in Entomology)

1. Create a collection based on the year in Entomology or an educational exhibit.
Advanced level insect collections are to also include an education box, for a total of four (4) boxes.
Advanced level youth may instead create an independent study topic of choice.
2. Insect Collection
 - 7th Year 70 insects, exhibit a minimum of 12 orders, mounted (pins or vials).
Identify all insects by common name, order, and family.
Include card ID 401I; placed in first collection box only.
One educational box; theme: insect behavior.
 - 8th year 80 insects, exhibit a minimum of 14 orders, mounted (pins or vials).
Identify all insects by common name, order, and family.
Include card ID 401I.; placed in first collection box only.
One educational box; theme: insect behavior.
 - 9th year 90 insects, exhibit a minimum of 16 orders, mounted (pins or vials).
Identify all insects by common name, order, and family.
Include card ID 401I.; placed in first collection box only.
One educational box; theme: insect behavior.
 - 10th year 100 insects, exhibit a minimum of 18 orders, mounted (pins or vials).
Identify all insects by common name, order, and family.
Include card ID 401I.; placed in first collection box only.
One educational box; theme: insect behavior.

Floriculture

Project Superintendent: Ashley Beard, 419-605-8009

Description: Youth will learn basic information and skills needed to grow healthy plants and flowers as well as floral design techniques.

State Fair Entries: Two (2) Floral Exhibits per Level
One (1) Educational Exhibit per Level

Project Guidelines:

1. Adams County 4-H members **must turn in completed Universal Record Sheet** along with completing **Fair Entry** by 4PM on July 1. Members missing the deadline may compete, with the highest possible ribbon placing being a blue.
2. Floral arrangements can be constructed using fresh flowers and greenery grown yourself or purchased, flowers and greenery dried yourself or purchased, or artificial flowers or greenery.
3. All posters, notebooks, and display boards must include a reference list indicating where information was obtained, giving credit to the original author, to complete the 4-H member's exhibit. This reference list should/might include web site links, people and professionals interviewed, books, magazines, etc. It is recommended this reference list be attached to the back of a poster or display board, be the last page of a notebook, or included as part of the display visible to the public. A judge is not to discredit an exhibit for the way references are listed.
4. Premiums and Grand Champions will be determined by the method stated in the Adams County 4-H Governing Rules under the General Project Rules section.

ADAMS COUNTY 4-H PROJECT RULES & REQUIREMENTS

Exhibit Guidelines:

Level A-Grades 3-4

1. Floral Option

Choose any one of the following:

- Create a simple bud vase (1-3 stems of main flower plus appropriate filler and/or greenery)
- Create a simple round arrangement (small, compact round cluster of flowers plus appropriate filler and/or greenery).

2. Poster, Notebook or Display Exhibits

Create a poster, notebook or display about one (1) of the following:

- Chronicle your work in your flower garden (planning, planting, care, harvest, arrangement made with your flowers)
- Describe how you planned or designed your garden, including how you chose the kinds of flowers.
- Explain how you harvested your flowers, cared for them, and used them in an arrangement.
- Explore and explain: pollination - what it is, why important, different ways it occurs or transplanting - what, how, things to watch out for; or role of insects with flowers (good, bad or both).
- Explore and explain seed germination.
- Explore and explain how to care for a 'sick' plant.
- Report on interview with a floriculture professional (what do they do, types of jobs, type of training, hours worked, etc.)
- Describe an experiment you did and the results.
- Describe a community service project you did related to your flowers project.
- Another similar activity.

Level B-Grades 5-6

1. Floral Option

Choose any one of the following:

- Create a mixed planter that includes 3 or more kinds of plants
- Make an item from dried plants
- Display a house plant (flowering or non-flowering) you've grown

2. Poster, Notebook or Display Exhibits

Create a poster, notebook or display about one (1) of the following:

- Report how you harvested your flowers and/or herbs, cared for them, dried them, and used them.
- Explore and explain: insects and your flowers and/or herbs.
- Explore and explain: starting seeds indoors -- the process and pros and cons.
- Explore and explain: perennials -- what are they, how are they used, benefits or drawbacks.
- Investigate and describe a butterfly garden -- what types of plants, benefits to insects and butterflies, etc.
- Describe how you planned/designed your garden, including how you chose kinds of plants, any problems/successes.
- Describe your houseplant - how you cared for, transplanted to larger pot, any problems, or successes.
- Explore and explain: plant biology -- form and function, growth, photosynthesis, etc.
- Explore and explain: how to grow plants indoors -- things to consider, common problems and solutions.
- Explore and explain: environmental effects related to plants (such as light, water, soil, or temperature).
- Describe an experiment you did and the results.
- Explore and explain topics from "Imagine That" -- plants around the world, information about different cultural uses of plants, different ways you used your plants/herbs/flowers.
- Another similar activity.

ADAMS COUNTY 4-H PROJECT RULES & REQUIREMENTS

Level C-Grades 7-9

1. Floral Option,

Choose any one of the following:

- Create a terrarium,
- Combination or European planter (3 or more kinds of plants),
- Corsage or a boutonniere
- Specialty arrangement in a container (using dried flowers, roses, or lilies as the primary content).

2. Poster, Notebook or Display Exhibits

Create a poster, notebook or display about one (1) of the following:

- Explore and explain: vegetative propagation -- how to, different types, problems and solutions, different uses of.
- Explore and explain: plant nutrients -- what are they, why does the plant need them, what happens if the plant has too much or too little, planters or containers vs. garden.
- Investigate the design of multiple plant containers -- how to, things to consider, selecting plant materials, uses of.
- Describe how you created your corsage or boutonnieres; or dried arrangement. Be sure to include appropriate information on design principles and how they are used to create your arrangement.
- Explore and explain: floral tools and materials (how to use, what they are, care of tools, different uses of a tool or material).
- Explore and explain: preserving cut flowers -- how, problems, uses of and/or diseases related to cut flowers.
- Illustrate, explore and explain how you dry flowers or other plant materials and/or describe different methods and/or how, why use them.
- Explore and explain: medicinal uses and toxicity of fresh and dried flowers and plants.
- Describe an experiment you did and the results.
- Describe a career exploration activity you did, such as job shadow, interview with a professional.
- Describe a community service activity you did related to your flowers project -- what you did, why, results, etc.
- Another similar activity

Level D-Grades 10-12

1. Floral Option,

Choose any one of the following:

- Create a seasonal arrangement
- Create a modern or contemporary style arrangement
- Create a bridal bouquet.
- Create a special occasion centerpiece
- Display a plant that you propagated and grown yourself.

2. Poster, Notebook or Display Exhibits

Create a poster, notebook or display about one (1) of the following:

- Describe how you created your arrangement, include information on the design principles utilized.
- Explore and explain how you utilize different flowers to make a similar style arrangement for different seasons (tulips in spring, mums in fall, etc.) or how to utilize similar flowers to make different styles of arrangements.
- Explore and explain: the cost of arrangement and/or a cost comparison with flowers (different types flowers, different time year, etc.).
- Explore and explain: forcing flowers (bulbs, branches, etc.).
- Explore and explain: marketing in the floral industry (large or small business) and/ or a market survey and results, and how they can benefit the floral industry.
- Explore and explain: how to start a business related to the floral industry and may include a business plan.
- Explore and explain the origins of flowers and/or the floriculture industry around the world.
- Explore and explain: tissue culture, biotechnology, or traditional breeding of new flower types -- what are they, how are they used, pros and cons.
- Explore and explain: be a plant detective -- what kinds of problems might you have in growing and caring for flowers, and how to solve.
- Describe an experiment you did and the results.
- Describe a community service activity you did related to your flowers project: how, why, results.
- Another similar activity.

ADAMS COUNTY 4-H PROJECT RULES & REQUIREMENTS

Foods/Food Preservation

Project Superintendent: Jeanene Neuenschwander, 589-2133

Description: The foods project teaches basic baking, preservation and nutrition education skills.

State Fair Entries: Ten (10) Foods Baked Entries (2 Level A, 2 Level B, 3 Level C and 3 Level D)
Ten (10) Foods Preservation Entries (2 Level A, 2 Level B, 3 Level C and 3 Level D)

Project Guidelines:

1. Adams County 4-H members **must turn in completed Universal Record Sheet** along with completing **Fair Entry** by 4PM on July 1. Members missing the deadline may compete, with the highest possible ribbon placing being a blue.
2. 4-H'ers may exhibit in one or both of the Foods categories: Foods Baked and/or Foods Preservation
3. Refer to the Purdue Extension Food Preservation web site for resources and Purdue Extension educators trained to answer food preservation questions.
4. Premiums will be determined by the method stated in the Adams County 4-H Governing Rules under the General Project Rules section.
5. Grand Champions will be awarded in Foods and Food Preservation as follows:
 - Baked: Two (2) Grand Champions Awarded (1 - Level A/B Baked and 1 - Level C/D Baked)
 - Preserved: Two (2) Grand Champions Awarded (1 - Level A/B Preserved and 1 - Level C/D Preserved)

Follow Purdue Extension Food Safety Policy

1. Fillings, frostings, glazes, and meringues are not permitted to contain cream cheese, sour cream, heavy cream, or whipped cream if they are not fully cooked/baked. These items are only allowed IF the final product is cooked/baked. Additionally, raw milk, raw milk products or uncooked eggs/egg whites are not permitted. Eggs/egg whites that have been cooked to 160°F (i.e. pasteurized or included as part of a batter and baked) are acceptable. No home-canned fruits, vegetables, or meats are permitted as ingredients in food products.
2. Fresh-cut, uncooked, fruits and/or vegetables are not permitted to be used in food products or used as garnishes for the product. Foods should be transported to the competition in a way that minimizes contamination and maintains the quality of the food (i.e. foods that are judged as frozen should remain frozen at all times).
 - Baked food products should be covered during transport and displayed on a paper or foam plate, or another type of disposable container. Pies, casseroles and other similar items are to be baked in a disposable pan. Cakes and sticky items may be displayed on a cardboard strong enough to support item and covered in foil, plastic, wax paper, etc.
 - Preserved food products should be displayed in an appropriate container, preferably disposable. Containers will not be returned to the exhibitor.
3. A completed recipe card is to be submitted with each exhibit. Recipe cards are for judging purposes only and identifies all ingredients that were used in each part of the product. Any ingredient that could be a potential allergen must be clearly identified. (milk, eggs, peanuts, tree nuts, fish, crustacean shellfish, wheat, soy and sesame etc.).
4. **Each food product (could be on back of recipe card) must be labeled with the following information:**
 - Name
 - Address
 - Contact Information (phone and/or email address)
 - Date the food product was made
5. Contestants should carefully wash their hands and make sure that their hands do not have any open cuts before preparing foods. If cuts are present, the wound should be bandaged and a single use food service glove worn on the hand during all stages of food production. Contestants should not be preparing food exhibits for competition within 48 hours of recovering from any illness. People experiencing symptoms of vomiting, diarrhea, fever, and/or jaundice should not be allowed to prepare food.
6. Judges and individuals who will consume products from county and/or state competitions should be informed that they are at risk for foodborne illness since the established policy cannot guarantee that an entry has been properly prepared or handled before, during or following the competition. The food products for competitions are home produced and processed and the production area is not inspected by the Indiana Department of Health. Tasting of a food product is solely at the discretion of the judge and consumers. Judges are **NOT** to taste any home preserved foods such as low-acid or acidified foods like green beans, tomatoes or tomato products, jams/jellies/fruit preserves or fermented products produced in the home.
7. Baked food products may be from a boxed mix following the instructions, a boxed mix with added ingredients, or ingredients combined from scratch.
8. Since it is illegal in the State of Indiana for youth under the age of 21 to purchase or consume alcoholic beverages, 4-H members are to use recipes that do not include an alcoholic beverage as an ingredient. A suitable non-alcoholic or imitation product may be substituted.

ADAMS COUNTY 4-H PROJECT RULES & REQUIREMENTS

Exhibit Guidelines:

Level A-Grades 3-4

Foods Baked

Choose one (1) of the baked products below, or a similar baked product of choice.

It is suggested a participant choose a difference option each year, but this is not a requirement.

- a. Three (3) un-iced snack sized cookies
- b. Three (3) standard sized unlined muffins
- c. Three (3) standard sized unlined muffins containing an ingredient that is a source of Vitamin A or C
- d. Three (3) snack sized granola bars
- e. Three (3) snack sized brownies or blondies
- f. An educational poster, notebook or display about a food or nutrition topic of choice that is age/grade appropriate
- g. Any other similar baked item

Food Preservation

Choose one (1) of the preserved products below, or a similar preserved product of choice.

It is suggested a participant choose a difference option each year, but this is not a requirement.

- a. A package of three (3) baked or unbaked, snack-sized (approximately 2"-3" individual size) frozen cookies.
 - Display in freezer bag or freezer container. (NOTE: Freezer containers will not be returned.)
 - Label with name of product, quantity, and date frozen.
 - Include index card with recipe and instructions for defrosting or baking.
- b. One (1) package of frozen berries.
 - Display in freezer bag or freezer container. (NOTE: Freezer containers will not be returned.)
 - Label with name of product, quantity, and date frozen
 - Include index card with recipe and instructions for cooking or defrosting
- c. One (1) package of dehydrated fruit or vegetable.
 - Display in an appropriate bag or container.
 - Label with name of product, quantity, and date dehydrated
 - Include index card with recipe and instructions for cooking or defrosting.
- d. An educational poster, notebook or display about a food or nutrition topic of choice that is age/grade appropriate
- e. Any other similar preserved item

Level B-Grades 5-6

Foods Baked

Choose one (1) of the baked products below, or a similar baked product of choice.

It is suggested a participant choose a different option each year, but this is not a requirement.

- a. A single layer cake without frosting
- b. A single layer reduced-fat cake without frosting. Reduce the amount of fat in the recipe by using a fruit puree or baby food fruit product that does not contain yogurt
- c. A standard loaf-sized quick bread
- d. A standard loaf-sized quick bread containing an ingredient that is a source of Vitamin A or C
- e. A coffee-cake.
- f. A coffee-cake containing an ingredient that is a source of Vitamin A or C
- g. Three (3) biscuits or scones that are plain, sweet or savory
- h. Three (3) biscuits or scones that are plain, sweet or savory using a whole grain flour mixture
- i. Three (3) biscuits or scones that are plain, sweet or savory containing an ingredient that is source of Vitamin A or C
- j. Three (3) no-yeast, any shape pretzels (shaped, stick or nugget)
- k. Three (3) no-yeast, any shape pretzel with a whole grain flour mixture (shaped, stick or nugget)
- l. Three (3) no-yeast breadsticks
- m. Three (3) no-yeast cinnamon rolls or other flavored roll without icing or glaze
- n. A no-yeast sweet bread without icing or glaze
- o. An educational poster, notebook or display about a food or nutrition topic of choice that is age/grade appropriate.
- p. Any other similar baked item

ADAMS COUNTY 4-H PROJECT RULES & REQUIREMENTS

Level B-Grades 5-6

Food Preservation

Choose one (1) of the preserved products below, or a similar preserved product of choice.

It is suggested a participant choose a different option each year, but this is not a requirement.

- a. One (1) uncooked frozen mini-pizza using whole-grain pita bread, English muffin, bagel, or already prepared crust (no larger than 7" in diameter) with toppings of your choice. Meat toppings must be cooked.
 - Include at least 4 MyPlate food groups on your pizza.
 - Display on covered cardboard inside freezer bag.
 - Label with name of product, quantity, and date frozen.
 - Include index card with recipe and instructions for cooking.
- b. One (1) package of any frozen vegetable or combination vegetables.
 - Display in freezer bag or freezer container. (NOTE: Freezer containers will not be returned.)
 - Label with name of product, quantity, and date frozen.
 - Include index card with instructions for defrosting and cooking.
- c. One (1) container of frozen fruit or vegetable juice.
 - Label with name of product, quantity, and date frozen.
 - Include index card with instructions for defrosting and cooking.
- d. One (1) container of frozen soup.
 - Label with name of product, quantity, and date frozen.
 - Include index card with recipe and instructions for defrosting and cooking.
- e. A frozen ready-to-eat breakfast sandwich, burrito or similar item.
 - Display on covered cardboard inside freezer bag.
 - Label with name of product, quantity, and date frozen.
 - Include index card with recipe and instructions for defrosting and cooking.
- f. An educational poster, notebook or display about a food or nutrition topic of choice that is age/grade appropriate.
- g. Any other similar preserved item.

Level C-Grades 7-9

Foods Baked

Choose one (1) of the baked products below, or a similar baked product of choice.

It is suggested a participant choose a different option each year, but this is not a requirement.

- a. Three (3) yeast bread sticks or yeast rolls (any shape, medium size – not a sweet roll)
- b. Three (3) yeast bread sticks or yeast rolls (any shape, medium size - not a sweet roll), using a whole grain flour mixture. Participants are expected to learn how to knead bread dough by hand and allow it to rise appropriately. It is NOT acceptable to use a home bread maker.
- c. A yeast bread loaf or braid. Participants are expected to learn how to knead bread dough by hand and allow it to rise appropriately. It is NOT acceptable to use a home breadmaker.
- d. A yeast bread (can be loaf, braid) using a whole grain flour mixture such as whole wheat, rye, oat bran, etc. Participants are expected to learn how to knead bread dough by hand and allow it to rise appropriately. It is NOT acceptable to use a home breadmaker.
- e. Homemade pizza using a yeast dough. Judges are not expecting this item to be presented hot out of the oven.
- f. One package of an, invented healthy snack (such as a granola bar, popcornsnack, trail mix, etc.). Your snack must include at least 2 food groups from MyPlate. Exhibit must include your snack product and a separate folder containing a marketing plan with product name, recipe, how it will be packaged, a package design, where it will be sold and suggested selling price. Style your snack for a photo shoot and include the picture in your marketing plan. Label should include product name, date, quantity, and serving size.
- g. Prepare an entrée casserole that meets three MyPlate requirements for a meal. Use care when transporting to prevent spoilage. Judges are not expecting this casserole to be presented hot out of the oven.
- h. An educational poster, notebook or display about a food or nutrition topic of choice that is age/grade appropriate.
- i. Any similar baked item.

Food Preservation

Choose one (1) of the preserved products below, or a similar preserved product of choice.

It is suggested a participant choose a different option each year, but this is not a requirement.

Canned products must have the ring on the jar top to protect the seal. Only food preservation products made using USDA approved recipes and techniques are acceptable.

- a. One (1) container of freezer jam.
 - Label with name of product, quantity, and date frozen.
 - Include index card with recipe and instructions for storing.
- b. One jar of a canned tomato product using the Hot Pack Method for a boiling water bath canner, such as tomato juice, catsup, barbecue sauce, or salsa.
 - Label with name of product, quantity, and date canned.
 - Include index card with recipe and instructions for cooking or using the product.

ADAMS COUNTY 4-H PROJECT RULES & REQUIREMENTS

- c. One jar of a canned pickled product or canned pickles.
 - Label with name of product, quantity, and date canned.
 - Include index card with recipe, processing, and storage instructions. (Products using a fancy pack are not accepted.)
- d. Frozen yeast dough (bread loaf, roll balls, sticks, pizza, etc.).
 - Label with name of product, quantity, and date frozen.
 - Include index card with recipe and instructions for defrosting and cooking.
- e. An educational poster, notebook or display about a food or nutrition topic of choice that is age/grade appropriate.
- f. Any similar preserved item.

Level D-Grades 10-12

Foods Baked

Choose one (1) of the baked products below, or a similar baked product of choice.

It is suggested a participant choose a different option each year, but this is not a requirement.

- a. A single or double crust baked fruit pie (no graham cracker crust). (Note: Custards, cream, cream cheese frosting and fillings, and raw egg white frosting are not acceptable in an exhibit because they are highly perishable when left at room temperatures.)
- b. A baked food product for a catered meal or special event in which organizers have requested low fat and/or reduced sugar items. Exhibit will include your food product and a notebook outlining how this product is to be used at the event, menu, supplies to buy, preparation schedule, equipment, table layout, etc. A table display is optional.
- c. Select a condition in which people have to specifically modify their eating habits (diabetes, heart disease, Celiac disease, food allergies, etc.) Prepare a baked food product appropriate for someone with this condition. Exhibit will include your food product and a notebook summarizing the condition or allergy, nutrition considerations involved with the condition, a description of your baked item, and an explanation of how it fits within the nutrition considerations. Make sure to note any ingredients that could cause an allergic reaction.
- d. Prepare an entrée casserole that meets four MyPlate requirements for a meal. Use care when transporting to prevent spoilage. Judges are not expecting this casserole to be presented hot out of the oven.
- e. An international or ethnic food of choice. This may be a cold or hot product. Use care when transporting to prevent spoilage. Judges are not expecting this product to be presented hot out of the oven.
- f. A specialty pastry.
- g. Create a baking mix and provide a sample of the baked product. Include an index card with instructions, wet ingredients needed, and baking instructions.
- h. An educational poster, notebook or display about a food or nutrition topic of choice that is age/grade appropriate.
- i. Any other similar baked item.

Food Preservation

Choose one (1) of the preserved products below, or a similar preserved product of choice.

It is suggested a participant choose a different option each year, but this is not a requirement.

Canned products must have the ring on the jar top to protect the seal. Only food preservation products made using USDA approved recipes and techniques are acceptable.

- a. One jar of pressure canned vegetables, meat or combination product, such as soup, stew, spaghetti sauce with meat, etc.
 - Label with name of product, quantity, and date canned. Canned products must have the ring on the jar top to protect the seal.
 - Include index card with recipe and instructions for cooking or using the product. (Products using a fancy pack are not accepted.)
- b. One package of a combination food frozen entree in freezer container.
 - The combination food should contain 3 food groups from MyPlate.
 - Display in disposable containers. No containers will be returned.
 - Label with name of product, quantity, and date frozen.
 - Exhibit should include an index card with recipe and instructions for reheating.
- c. A jar of cooked jam or a reduced-sugar fruit spread. Include recipe card.
 - Label with name of product, quantity, and date made.
- d. One container of a thaw and eat frozen prepared appetizer.
 - Label with name of product, quantity, and date frozen.
 - Include index card with recipe and instructions for defrosting.
- e. One container of a thaw and eat frozen prepared dessert.
 - Label with name of product, quantity, and date frozen.
 - Include index card with recipe and instructions for defrosting.
- f. An educational poster, notebook or display about a food or nutrition topic of choice that is age/grade appropriate.
- g. Any other similar preserved item.

ADAMS COUNTY 4-H PROJECT RULES & REQUIREMENTS

Forestry

Project Superintendent: Mike Jones, 692-6654

Description: This project teaches youth natural resources and forestry related skills.

State Fair Entries: One (1) Entry per Level

Project Requirements:

1. Adams County 4-H members **must turn in completed Universal Record Sheet** along with completing **Fair Entry** by 4PM on July 1. Members missing the deadline may compete, with the highest possible ribbon placing being a blue.
2. All posters, notebooks, and display boards must include a reference list indicating where information was obtained, giving credit to the original author, to complete the 4-H member's exhibit. This reference list should/might include web site links, people and professionals interviewed, books, magazines, etc. It is recommended this reference list be attached to the back of a poster or display board, be the last page of a notebook, or included as part of the display visible to the public. A judge is not to discredit an exhibit for the way references are listed.
3. Posters are to be 22"x28" and displayed horizontally and placed in a clear plastic sleeve or covered with clear plastic to protect contents. Display boards should be designed to sit on a table using no more than 36" of tabletop space. Space should be left in the lower right hand corner to place an exhibit tag provided by Purdue Extension staff.
4. Premiums and Grand Champions will be determined by the method stated in the Adams County 4-H Governing Rules under the General Project Rules section.

Exhibit Guidelines:

Beginner-Grades 3-5

1. Create an educational poster, notebook or display about any manual activity or on any forestry topic of choice that is age/grade appropriate.

Intermediate-Grades 6-8

1. Create an educational poster, notebook or display about any manual activity or on any forestry topic of choice that is age/grade appropriate.

Advanced-Grades 9-12

Exhibit one of following:

1. Create an educational poster, notebook or display about any manual activity or on any forestry topic of choice that is age/grade appropriate.
2. Prepare a Herbarium Collections
 - Collect 25 terminal twigs and at least two leaves, if space allows (only one compound leaf is required), from native forest trees. Mount the specimens on 11 ½" x 16 ½" paper. One leaf on the twig must be mounted to show the back side of the leaf. Label each sheet with the following: common name, scientific name, where collected, county where collected, date collected, name of collector, and specimen number. Cover each specimen. There are no specific references given for these exhibits. Youth are encouraged to use Extension publications, the Internet, books, and forest specialists when collecting and identifying specimens. The herbarium collection must be accessible to the judges. Do not cover it under the plastic that covers your poster. Youth may want to attach a folder or other holder over your poster to hold the mounted, covered specimens.

Gardening, Herbs, Potatoes Projects

Gardening

Project Superintendent: Position Available

Description: Youth will learn about plant growth, soil nutrition, and management of insects and diseases related to fresh vegetable and herb production.

State Fair Entries: Single Vegetable: Each member may enter maximum of 5 Single Vegetable Plates
Garden Collection: Each member may enter maximum of 1 Garden Collection
Tomato: Each member may enter 1 Tomato
Garden Education Exhibit: 1 Entry per county

Exhibit Guidelines:

1. Adams County 4-H members **must turn in completed Universal Record Sheet** along with completing **Fair Entry** by 4PM on July 1. Members missing the deadline may compete, with the highest possible ribbon placing being a blue.
2. Refer to Suggested 4-H Garden Exhibits, 4-H 970-w, to learn about size, weight, and other suggested specifications.

ADAMS COUNTY 4-H PROJECT RULES & REQUIREMENTS

3. All posters, notebooks, and display boards must include a reference list indicating where information was obtained, giving credit to the original author, to complete the 4-H member's exhibit. This reference list should/might include web site links, people and professionals interviewed, books, magazines, etc. It is recommended this reference list be attached to the back of a poster or display board, be the last page of a notebook, or included as part of the display visible to the public. A judge is not to discredit an exhibit for the way references are listed.
4. Posters are to be 22"x28" and displayed horizontally and placed in a clear plastic sleeve or covered with clear plastic to protect contents. Display boards should be designed to sit on a table using no more than 36" of tabletop space. Space should be left in the lower right hand corner to place an exhibit tag provided by Purdue Extension staff.
5. Premiums will be awarded per class and category as outlined below.
 - Single Vegetables: Premiums per individual vegetable category
 - Garden Collection: Premiums per class (3 plate, 4 plate, 5 plate)
 - Garden Education: One (1) set of Premium in this CategoryOne Grand and Reserve Champion will be awarded overall for Gardening.

Exhibit Guidelines:

Single Vegetable Option:

1. Display from the approved list of vegetables you have grown and cared for on a disposable plate

Garden Collection Option:

1. Create a 3-plate, 4-plate or 5-plate collection display of vegetables you have grown and cared for from the single vegetable list. Display each vegetable on a disposable plate. Inclusion of flowers is option.

Educational Exhibit Option

1. Create an educational poster, notebook or display about any manual activity or on any gardening topic of choice that is age/grade appropriate. Youth can also design and complete an independent study activity.

Approved Vegetable List (with numbers to display for exhibition of each):

Asparagus: 5 spears	Peppers, Cayenne type, 3
Beans, Cowpea, Black-Eyed Pea, Southern Pea, etc.: 10 pods or 1/2 cup shelled	Peppers, Jalapeno type, 3
Beans, Snap, Green or Wax: 10 pods	Peppers, Cherry type, 3
Beans, Lima (large or small): 10 pods or 1/2 cup shelled	Peppers, New Mexican, Long Green, Anaheim type, 3
Beans, Navy, Kidney, Shell Out, etc.: 1/2 cup shelled	Peppers, Ancho type, 3
Beets, Round, Flat and Long types: 3	Peppers, Tabasco type, 3
Broccoli: 1 head	Peppers, Habanero type, 3
Broccoli raab: 3 heads	Potatoes, any color: 3
Brussels Sprouts: 5 heads	Pumpkin, (other): 1
Cabbage, Chinese type, (bok choy or pak choi): 1 head	Pumpkin, Table, Canning, or Ornamental: 1
Cabbage, Chinese type (napa cabbage): 1 head	Radishes: 5
Cabbage, Round, Flat or Pointed type: 1 head	Rhubarb: 3 stalks bundled
Carrots: 3	Rutabaga: 3
Cauliflower: 1 head	Spinach: 10 bundled leaves
Celery: 1 bunch	Squash, Banana, or other large winter squash type: 1
Chard: 10 bundled leaves	Squash, Buttercups, Turbans: 1
Collards: 10 bundled leaves	Squash, Butternut: 1
Corn, Bicolor, Sweet-yellow, White: 3 ears	Squash, Cushaw: 1
Cucumbers, Dill, Pickling: 3	Squash, Hubbards-blue, green or golden, 1
Cucumbers, English, Hothouse: 1	Squash, Scallops/Patty Pans: 1
Cucumbers, slicing with seeds: 3	Squash, Straight or crookneck - i.e. summer squash,:1
Eggplant: 1	Squash, Acorn, 1
Kale: 10 bundled leaves	Squash, Zucchini or Cocozelle: 1
Kohlrabi: 3	Sweet Potatoes:3
Muskmelon (cantaloupe): 1	Tomatillos: 3
Okra: 3 pods	Tomatoes, pink or purple, 3
Onions, green: 5 onions in a bunch	Tomatoes, red (for canning or market), 3
Onions, red, white or yellow: 3	Tomatoes, Roma or paste type, 3
Parsnips(tops off): 3	Tomatoes, intermediate type, 10
Peas, edible pod such as snow peas,: 10 pods	Tomatoes, small Cherry or Pear, 10
Peas, unshelled, 10 pods	Tomatoes, yellow or orange, 3
Peppers, Bell type, 3	Turnips: 3
Peppers, Chili type, 3	Watermelon: 1
Peppers, Serrano type, 3	Any vegetable not listed above, 1-3 specimens
Peppers, Banana/Long/ Wax/ Hungarian type, 3	
Peppers, Pimiento type (red), 3	

ADAMS COUNTY 4-H PROJECT RULES & REQUIREMENTS

Herbs

Project Superintendent: Position Available

Description: Youth will learn about plant growth, soil nutrition, and management of insects and diseases related to fresh vegetable and herb production.

State Fair Entries: Each member may enter maximum of 3 Single Variety Pots

Project Requirements:

1. Adams County 4-H members **must turn in completed Universal Record Sheet** along with completing **Fair Entry** by 4PM on July 1. Members missing the deadline may compete, with the highest possible ribbon placing being a blue.
2. 4-H member may exhibit a maximum of 3 single herb and 1 themed pot.
3. Premiums will be awarded per class and category as outlined below.

Single Herbs: Premiums per individual herb category

Themed Variety Pot: One (1) Premium in this Category

One Grand and Reserve Champion will be awarded overall for Herbs.

Exhibit Guidelines:

Choose a container that is an appropriate size for the plant.

Planters must have drainage and provide for water retention (i.e. have a saucer under the pot)

Single Herb Option:

1. Display from the approved list of herbs a maximum of three single herbs (all edible types).

Themed Pot Option:

1. Choose any of the herbs from the approved list of herbs to grow by any means of propagation (i.e. seed, cutting, etc.) to create an herbal variety pot specific to a certain theme.

For example, a spaghetti pot that would include basic herbs used to make spaghetti sauce.

Exhibit must explain how the herbs will be used on a 4" x 6" index card.

Pot size must be appropriately sized for herbs, but not exceed 18" diameter, or window box not exceeding 24" x 6".

Approved Herb List:

- | | |
|---|---|
| a. Basil (<i>Ocimum basilicum</i>) "all edible types" | i. Mint (<i>Mentha</i> sp.) "all edible types" |
| b. Catnip (<i>Napeta cataria</i>) "all edible types" | j. Oregano (<i>Origanum vulgare</i>) |
| c. Chamomile (<i>Chamaemelum nobile</i>) "all edible types" | k. Parsley (<i>Petroselinum crispum</i>) "all edible types" |
| d. Chives (<i>Allium schoenoprasum</i>) "all edible types" | l. Rosemary (<i>Rosemarinus officinalis</i>) |
| e. Coriander or Cilantro (<i>Coriandrum sativum</i>) "all edible types" | m. Sage (<i>Salvia officinalis</i>) |
| f. Dill (<i>Anethum graveolens</i>) | n. Sweet Marjoram (<i>Origanum majorana</i>) |
| g. French tarragon (<i>Artemisia dracunculus</i>) | o. Thyme (<i>Thymus vulgaris</i>) "all edible types" |
| h. Lavender (<i>Lavendula</i> sp.) "all edible types" | p. Any other Herb |

Potato

Project Superintendent: Position Available

Description: Youth will learn about plant growth, soil nutrition, and management of insects and diseases related to fresh vegetable and herb production.

State Fair Entry: One (1) Entry per Member

Project and Exhibit Guidelines:

1. Adams County 4-H members **must turn in completed Universal Record Sheet** along with completing **Fair Entry** by 4PM on July 1. Members missing the deadline may compete, with the highest possible ribbon placing being a blue.
2. Exhibit 30 potatoes you have grown and cared for in a 12 ½" x 18" tray.
3. Premiums and Grand Champions will be determined by the method stated in the Adams County 4-H Governing Rules under the General Project Rules section.

Approved Potato List:

- | | |
|--|---|
| a. Red (Norland, Triumph), etc. | d. White, oval type (Irish Cobbler), etc. |
| b. Russett (Haig, Norgold, Superior), etc. | e. White, round type (Katahdin), etc. |
| c. White, long type (Kennebec), etc. | f. Other (yellow, blue, etc.) |

ADAMS COUNTY 4-H PROJECT RULES & REQUIREMENTS

Genealogy

Project Superintendent: Lila Rauner, 547-4226

Description: This project helps young people know where their ancestors resided, traveled, and developed some family tradition.

State Fair Entries: One Entry per Division

Project Requirements:

1. Adams County 4-H members **must turn in completed Universal Record Sheet** along with completing **Fair Entry** by 4PM on July 1. Members missing the deadline may compete, with the highest possible ribbon placing being a blue.
2. Forms for this project are found on the Indiana 4-H Web site www.extension.purdue.edu/4-H click on "projects" and then on Genealogy to reach downloadable forms. This project is organized into divisions and not grades for a youth cannot start in Division 3 without first completing Division 1 and Division 2. This is a project that builds on the previous division information in order to be successful in building your family tree. If you are using a genealogical commercial software program, you may need to type in or hand write in information required by the Indiana 4-H genealogy project.
3. The exhibit will consist of no more than four (4) notebooks for Division 1-4 and first year Advanced Division. (If a notebook requires additional space, label it as notebook x, continued.)

Those notebooks are:

- Book #1 – Appropriate size notebook or binder, contains introduction sheet, pedigree charts and family group sheets
- Book #2 – Appropriate size notebook or binder, contains additional information worksheets and diary of work
- Book #3 – Appropriate size notebook or binder, contains supporting documents, pictures, etc.
- Book #4 – Appropriate size notebook or binder, contains Advanced Division options only (Begin using this notebook in first year of the advanced division or the fifth year of project enrollment.)
- Another notebook should be maintained and kept in a secure place at home to keep original personal and legal documents as well as previously exhibited work.

Note – Youth may consolidate information in order to have fewer notebooks. In this case indicate on the cover the notebook numbers included and use dividers to separate information by notebook number as well as contents as indicated below.

4. Notebooks should be tabbed and in the following order:
 - Book #1 - Introductory Page; Pedigree Charts; Family Group Sheets
 - Book #2 - Additional Information Worksheets; Diary of Your Work
 - Book #3 - Any Other Documents (label with ancestor numbers on tab)
 - Book #4 – Advanced Division Options (label each tab separately with the specific option); Diary of Your Work (this will be a second diary describing work done for each advanced division option).
5. Pedigree Charts, Family Group Sheets, Additional Information Worksheets, and Diary Sheets are to be placed in the notebook back-to-back in sheet protectors to save space, reduce the information being damaged, and reduce the number of sheet protectors required.
6. So the notebook exhibit can be displayed to the public and to minimize the potential of identity theft, original legal documents are **NOT** to be included in the exhibit notebook. Instead, a photocopy of any legal document is to be included in the notebook and all identifiable information (like social security numbers) except for names is to be completely marked out. Original legal documents are to be kept in a secure location by the 4-H member and his/her family.
7. All posters, notebooks, and display boards must include a reference list indicating where information was obtained, giving credit to the original author, to complete the 4-H members exhibit. This reference list should/might include web site links, people and professionals interviewed, books, magazines, etc. Reference notations are to be made in the "source" column of the Family Group Sheet and on each document.
8. If information on a family member is unknown, an additional information worksheet for each required ancestor is still required. Write "unknown" or "NIA" (no information available) in PENCIL for each sheet of unknown ancestors or list several ancestors on a page and insert page in proper numerical order.
9. After exhibiting the first year of the ADVANCED Division, only the Advanced Division notebook (Book #4) with ALL OPTIONS (no pedigree charts, no family group sheets, no additional information sheets, no documents from Divisions 1-5) needs to be exhibited each year the genealogy project continues.
10. Premiums and Grand Champions will be determined by the method stated in the Adams County 4-H Governing Rules under the General Project Rules section.

ADAMS COUNTY 4-H PROJECT RULES & REQUIREMENTS

Suggested Genealogy Supply List:

- 4 - 3" D-ring notebooks
Book #1, #3, #4 will be exhibited and the fourth 3" D-ring notebook to maintain documents at home and NOT exhibited
- 1 - 2" D-ring notebook (Book #2)
- Computer or legible printing/handwriting (be consistent with method used)
- #2 lead Pencil with soft eraser
- Black Ink Pen
- Yellow highlighter
- Notebook tabs AND acid free dividers
Several tabs will be needed; be consistent with style used, they should not appear past edge of notebook
- Fine point permanent Black Marker
- Acid free and non-glare sheet protectors
- Acid free paper
- Acid free glue stick and/or Acid free satin Scotch tape
- Scissors
- Correction tape
- Lots of creativity to make the exhibit your own while still following the exhibit guidelines.

Exhibit Guidelines:

Division I (1st year in project suggested)

Exhibit notebook that includes the following:

1. Book #1
 - An Introduction page with a recent photograph of yourself.
 - Completed three-generation pedigree chart. This includes you, your parents, and your grandparents, ancestors #1 through #7. Put all surnames in capital letters and all dates in military form (12 July 1974). Give each person a number, as described in the "Recording the Information" section of the Indiana 4-H Genealogy Resource Guide 4-H 748. You must use the pedigree charts listed at the www.extension.purdue.edu/4-H, 4-H 748Pc-W or 4-H 748Pbw-W or the commercial software forms, but not the old "packet" pedigree charts.
 - A Family Group Sheet for your parents and each pair of grandparents. Sources of information MUST be filled in on family group sheets (see section "Recording the Information").
2. Book #2 (Ancestors 1-7 information)
 - Four (4) "Additional Information Worksheets":
 - one (1) for you, the 4-H member
 - one (1) for your parents
 - one (1) for each set of grandparents (total = two worksheets)
 - A diary of your work
3. Book #3 (Ancestors 1-7 information)
 - Any documents or pictures pertaining to these three generations. Documents must be labeled with ancestor name and ancestor number. Pictures need to be labeled with ancestor name, plus names of all known people, place and date picture was taken, as well as ancestor numbers.

Division 2 (2nd year in project suggested)

Exhibit notebook that includes the following:

1. Book #1
 - Four-generation pedigree chart. This would include you, your parents, grandparents, and great-grandparents, ancestors #1 through #15. You must use the pedigree charts listed at www.extension.purdue.edu/4-H, 4-H 748Pc-W or 4-H 748Pbw-W or the commercial software forms, but not the old "packet" pedigree charts.
 - A Family Group Sheet for each pair of great-grandparents. Sources of information filled in on family group sheets (see section "Recording the Information" in the Indiana 4-H Genealogy Resource Guide 4-H 748).
2. Book #2 (Ancestors 8-15 information)
 - An additional information worksheet for each set of great grandparents.
 - A diary of your work
3. Book #3 (Ancestors 8-15 information)
 - Any photographs taken of tombstones of your ancestors and their children. Please document location of tombstone(s) and label with ancestor name, ancestor number, and date photo was taken. Rubbings are acceptable in lieu of photographs.
 - Any other documents or pictures pertaining to these generations, correctly labeled.
4. Exhibit Book #1, Book #2, and Book #3, which should only include Division 2 ancestors 8-15 and related information.

ADAMS COUNTY 4-H PROJECT RULES & REQUIREMENTS

Division 3 (3rd year in project suggested)

Exhibit notebook that includes the following:

1. Book #1
 - Five-generation pedigree chart, ancestors #1 through #31. Computer programs do not generally print chart numbers, so if you are using a computer program, make sure you have the correct number of ancestors. If an ancestor is UNKNOWN, please indicate as UNKNOWN. You must use the pedigree charts listed at www.extension.purdue.edu/4-H, 4-H 748Pc-W or 4-H 748Pbw-W, or the commercial software forms, but not the old "packet" pedigree charts.
 - Additional Family Group Sheets for generation five (5). Sources of information must be filled in on family group sheets (see section "Recording the Information" in Indiana 4-H Genealogy Resource Guide 4-H 748).
2. Book #2 (Ancestors 16-31 information)
 - Additional information worksheets
 - A diary of your work
3. Book #3 (Ancestors 16-31 information)
 - Write an autobiography, the story of your life. Include pictures, relevant dates, and important events. OR, write an essay about what your hopes and dreams are for the future, or about life goals you hope to attain.
 - Any documents or pictures pertaining to these generations, correctly labeled.
4. Exhibit Book #1, Book #2, and Book #3, which should only include Division 3 ancestors 16-31 and related information.

Division 4 (4th year in project suggested)

Exhibit notebook that includes the following:

1. Book #1
 - Six-generation pedigree charts, ancestors #1 through #63. Computer programs do not generally print chart numbers, so if you are using a computer program, make sure you have the correct number of ancestors. You must use the pedigree charts listed at www.extension.purdue.edu/4-H, 4-H 748Pc-W or 4-H 748Pbw-W, or the commercial software forms, but not the old "packet" pedigree charts.
 - Additional Family Group Sheets for generation six (6). Sources of information must be filled in on family group sheets (see section "Recording the Information").
2. Book #2 (Ancestors 32-63 information)
 - Additional information worksheets
 - A diary of your work
3. Book #3 (Ancestors 32-63 information)
 - A copy of a photograph or a story of a sixth-generation ancestor. Include information about the date when the photograph was taken, how or where you found it and what's happening in it or why it was taken. If this is unavailable, write a story about the historical period during which your sixth generation ancestor was living.
 - Any documents or pictures pertaining to these generations, correctly labeled.
4. Exhibit Book #1, Book #2, and Book #3, which should only include Division 4 ancestors 32-63 and related information.

Advanced Division (5th year and above in project suggested)

Exhibit notebook that includes the following:

1. Book #1
 - Seventh and eighth-generation pedigree charts, ancestors #64 through #255. If ancestry is unknown, please indicate as Unknown. Computer programs do not generally print chart numbers, so if you are using a computer program, make sure you have the correct number of ancestors.
 - Your family group sheet for generations seven and eight.
 - Sources of information filled in on family group sheets (see section "Recording the Information" in the Indiana 4-H Genealogy Resource Guide, 4-H 748).
2. Book #2 (Ancestors 64-255 information)
 - Additional Information worksheets
 - Diary of your work
3. Book #3 (Ancestors 64-255 information)
 - Any documents or pictures pertaining to these generations; correctly labeled.
4. Book #4
 - One new advanced level option (see next page). Advanced division exhibitors must include ALL options submitted in prior years, with each option labeled with the year completed.

ADAMS COUNTY 4-H PROJECT RULES & REQUIREMENTS

Advanced Division Year 2 and Beyond

For each year past the 5th year of enrollment in Genealogy, follow the Advanced Division (Year 2 and beyond info).

1. For each additional year in the Advanced Genealogy division, continue to add ancestors to your pedigree charts. Exhibit Book #4 that contains advanced division options and a second diary of work. If additional ancestry information was found in the seventh and eighth generation, exhibit Book 1 noting ancestors completed this year along with Books 2 and 3 demonstrating this year's work.
2. Additionally complete one of the following Advanced Level Options that has not been completed previously:
Explain the information received as to how it relates to you and your ancestors.
Copies of documents obtained in previous divisions are acceptable and should be utilized in the option chosen if needed
 - A migration map of your eight-generation ancestors. You should have at least one map per family line with charts or explanations of the migrations.
 - A timeline historical report of a family line. Show how this family fits into history. Document your report as well as possible with dates, records, places or maps, pictures, etc. Be sure to include proper labels and sources.
 - A census history of a family line. Census abstract forms can be found on several websites. Download forms to abstract the census. Your notebook should contain copies of the census and the completed abstract form for each census.
 - A history of your family's religious background for any family line or lines. Include a brief history of the denomination. Include baptism, confirmation or profession of faith and membership records. Also include information or history of the congregations involved. Be sure to include proper labels and sources.
 - A history of your family's military service for a family line. Include supporting documents when possible. These documents could include military records, (muster rolls, discharge papers, etc.), pension records, and bounty land records, as well as maps and pictures. Be sure to include proper labels and sources.
 - A research paper on a famous ancestor. Prove your relationship to this person with documentation. Try to include pictures and anecdotes to enhance your paper.
 - Complete a family line or lines back as many generations as possible beyond eight generations (ancestors 256 and beyond). Include pictures, maps and documents. Be sure to include proper labels and sources.
 - A timeline historical report of another family line not previously completed. Document as well as possible as in Option B. You need to state at the beginning that this is a second family historical report on such ancestor.
 - A history of your family's military service for a family line not previously completed. Include supporting documents as in Option E. You need to state at the beginning that this is a second family military history report on such ancestor.
 - Family DNA history. (This can be a very expensive option) Please include charts and explanations. i.e. use pie charts, ethnicity estimates, approximate percentage regionally, number of countries searched, genetic percentage, family tree, graphs, etc.
 - Any other genealogy related activity of choice.

ADAMS COUNTY 4-H PROJECT RULES & REQUIREMENTS

Geology

Project Superintendent: Trudy Eisenmann, 223-9588

Description: Geology involves studying the earth's crust, its layers, and their history. Youth learn to identify Indiana rocks, minerals, and fossils.

State Fair Entries: One (1) Entry per Level

Project Requirements:

1. Adams County 4-H members **must turn in completed Universal Record Sheet** along with completing **Fair Entry** by 4PM on July 1. Members missing the deadline may compete, with the highest possible ribbon placing being a blue.
2. All posters, notebooks, and display boards must include a reference list indicating where information was obtained, giving credit to the original author, to complete the 4-H member's exhibit. This reference list should/might include web site links, people and professionals interviewed, books, magazines, etc. It is recommended this reference list be attached to the back of a poster or display board, be the last page of a notebook, or included as part of the display visible to the public. A judge is not to discredit an exhibit for the way references are listed.
3. Posters are to be 22"x28" and displayed horizontally and placed in a clear plastic sleeve or covered with clear plastic to protect contents. Display boards should be designed to sit on a table using no more than 36" of tabletop space. Space should be left in the lower right hand corner to place an exhibit tag provided by Purdue Extension staff.
4. Premiums and Grand Champions will be determined by the method stated in the Adams County 4-H Governing Rules under the General Project Rules section.

Exhibit Guidelines:

1. Specimens may be displayed in a 24"x 18"x 3" collection box, displayed horizontally.
2. You may purchase your specimens and may display rocks, fossils, and minerals. If you purchase a specimen, indicate where and when you purchased it and the location where you would expect to find the specimen. If you collect a specimen, indicated the county and township where you found it.
3. Posters and display boxes will be exhibited "standing up" at the Indiana State Fair. Therefore, you need to mount your specimens securely. Subject matter experts suggest the following methods: soaking ½ cotton ball in Elmer's glue, hot glue, or clear tub sealant. Place the cotton ball in your box and put your rock (or fossil or mineral) on the cotton ball and let sit. It will take 1-2 weeks for Elmer's glue to fully harden. Specimens mounted with Elmer's glue can be removed by soaking the cotton ball in water. Glue remaining on the rock may be brushed off with an old, damp toothbrush.
4. When exhibiting rocks, show a fresh surface (recently cracked or broken) to help judges identify rocks.
5. Labels - Include the specific geographical location where you would expect to find any specimens as well as where you actually acquired it (found, purchased, etc.).
6. Do not identify your specimens any further than phylum and class. There is one exception to this for fossils which are identified to phylum OR class. Class should only be used for fossils of mollusks, backboneed animals, and arthropods.

Beginner-Grades 3-5

1. Create an educational poster, notebook or display about any manual activity or on any geology topic of choice that is age/grade appropriate.

Intermediate-Grades 6-8

Exhibit one of the following:

1. Create an educational poster, notebook or display about any manual activity or on any geology topic of choice that is age/grade appropriate.
2. Collection of 8-16 minerals and/or fossils.

Advanced-Grades 9-12

Exhibit one of the following:

1. Create an educational poster, notebook or display about any manual activity or on any geology topic of choice that is age/grade appropriate.
2. Collection of 15-25 minerals and/or fossils and/or jewel stones. Youth can also design and complete an independent study activity.

ADAMS COUNTY 4-H PROJECT RULES & REQUIREMENTS

Gift Wrapping

Project Superintendent: Roxanne Ray, 728-2784

Description: Gift Wrapping project allows youth to utilize creativity and imagination by learning bow making wrapping odd shape packages and creating a gift out of household items through project work.

State Fair Entries: One (1) Entry

Project Guidelines:

1. Adams County 4-H members **must turn in completed Universal Record Sheet** along with completing **Fair Entry** by 4PM on July 1. Members missing the deadline may compete, with the highest possible ribbon placing being a blue.
2. All gift wrapping exhibits must include a 4-H Craft Information Card, 4-H 618A. This information card is to describe work completed so the judge can more accurately evaluate the exhibit. Craft information cards are for judging purposes only and should be attached to the back or underside of the project for the judge to view.
3. Premiums and Grand Champions will be determined by the method stated in the Adams County 4-H Governing Rules under the General Project Rules section.

Exhibit Guidelines:

- All Gift Wrapping projects must have been wrapped by 4-H'er since the end of the previous year's fair.
- Package are for exhibit purposes only and should not contain a gift at exhibition time.
- It is recommended to use double stick tape and all bows must be handmade (no purchased bows).

Beginner-Grades 3-5

Grade 3 One rectangular package (shirt box) using a self made bow and commercial wrapping paper.

Grade 4 One cubic (six equal square sides) package larger than 6" x 6" x 6" using self-made bow and commercial wrapping paper.

Grade 5 One small box suitable for a ring or pin using a self-made bow and commercial wrapping paper.

Intermediate-Grades 6-8

Grade 6 One cylindrical package, using a self-made bow or other decorations and commercial wrapping paper.

Grade 7 A series of two or three packages in a tiered effect coordinated as one complete package.

For example: 3 stacked cylinders; 2 rectangular boxes; 1 box and 2 cylinders; etc., each wrapped individually. The tier must be securely tied or fastened together in such a way so that the individual packages will not easily move. Use self-made bows or other decorations and commercial wrapping paper.

Grade 8 One package with **top** and **bottom** of box/container **wrapped separately** and properly folded liner inside. Use self-made bows or other decorations and commercial wrapping paper.

Advanced-Grades 9-12

Choose one of the following categories to exhibit:

Categories can be done in any order and 4-H'ers encouraged to select a different category each year in the advanced division.

1. One package wrapped in materials other than wrapping paper. The outside wrapping materials must be part of the gift item. For example: dishtowels, scarf, baby blanket, diapers, etc. The materials must be wrapped around some sort of box or container that would conceal or enclose the rest of the gift item. Do not put the rest of the gift in the box or container.
2. One creative exhibit of any shape that has been covered in some fashion. Your outside decorations and/or "wrapping" are not a part of the gift. The package does not have to be a box, but a container that would conceal or enclose a gift item. The container should be covered in some fashion such as fabric, paper, cardboard, foil, plastic, leather, cellophane, etc. Do not use commercial wrapping paper. You do not need to have bows if they are not in keeping with the design of your package.
3. One decorated or disguised display which is the gift. The actual gift item is decorated or disguised in some way. For example: a clothes basket made to look like a jack-o-lantern, a jar of preserves made to look like 'Santa', an umbrella made to look like a tree, etc. or the actual gift item can be folded or arranged in some way that is a package in itself. For example: bath towels folded to look like a wedding cake, a table cloth folded into a bag with barbecue tools or kitchen items inside, baby blanket folded into a bunting with baby items inside, etc. All items used in the display must be part of the gift.
4. One self-made gift bag. Do **not** use commercial wrapping paper. Examples of some materials to use: construction paper, grocery bag paper, wall paper, fabric, etc. Gift bag may or may not be decorated depending on materials used.
5. One package of any size wrapped **only** in self-made decorations and paper. This category is different from the creative exhibit above in that you must use some sort of paper to put your own creative design on such as roller painting, stenciling, pulling, potato printing, spin art, etc. Use a self made bow or other decoration. This category will be judged on the neatness and creativity of paper design along with the proper wrapping.

ADAMS COUNTY 4-H PROJECT RULES & REQUIREMENTS

Goats

Project Superintendent: Nate Hirschy, 273-5917

Description: 4-H Goat project provides youth with a fun and hands-on learning experience which develops skills in nutrition, health care and animal husbandry. Responsibility, record keeping, problem solving, disease prevention and decision making are just a few of the many life skills gained in 4-H animal projects.

State Fair Entries: All animals for State Fair must be properly identified and enrolled.
State Fair entry is open online at exhibitorscorner.indianastatefair.com May 16 - July 1.

General Rules:

1. All 4-H General Rules, Livestock Rules and Health Regulations apply.
2. All market/commercial animals must be individually identified during the county identification day under the supervision of the Extension Staff at the start of the project. Market animals will be weighed and tagged with an official Adams County ear tag. Other ear tags may be left in if they contain number's, but must be removed if they contain names.
3. All animals must be identified, owned, under the care of the 4-H'er and enrolled online by end of day on May 15.
 - a. Any one animal may not be enrolled by more than one 4-H member, except for siblings.
4. Registered and non-registered does must be tattooed for identification purposes. Make sure to contact a leader prior to enrollment deadline with tattooing questions.
5. Universal Adams County 4-H Record Sheet **AND** Workshop Verification OR Livestock Record Sheet **AND** Fair Entry is due into the Extension Office by 4PM on July 1. 4-H'ers not completing this requirement will have the opportunity to receive feedback from the exhibition class only and unable to sell in the 4-H Auction at the Adams County 4-H Fair.
6. All members will be required to attend at least 1 safety meeting to be eligible to show at the Adams County 4-H Fair. Safety meetings will be conducted during all scheduled meetings, excluding out of county workshops.
7. A goat exhibitor fee must be paid to an Adams County Goat Committee Member prior to check-in to be eligible to show at the Adams County 4-H Fair.
8. Any situation not covered by these rules shall be handled by the proper representatives of the 4-H Goat Committee **and** the 4-H Extension Educator.

Entry Procedures and Fair Exhibition Specific Rules:

1. Goats must follow Board of Animal Health Regulations in addition to:
 - No bucks allowed at the fair.
 - Horns are not permissible for show animals. Except on Boer Goats which is a breed characteristics.
 - Goats in milk may be required to be milked before final awards are made.
 - Dry goats can never have been fresh.
 - Goats will be the responsibility of each member throughout the fair.
2. Each member may show a maximum of two entries per class at the Adams County 4-H Fair. In the market classes if more than 2 animals fall in the same class, the 4-H'er must choose which goat will not show.
3. Market does will follow the Indiana State Fair guidelines and must be shaved to 1/8" on body hair.
4. Pens will be assigned by the Goat committee.
5. A 4x6 (landscape) picture of yourself and the animal you plan to sell in the auction must be turned in during Saturday check-in at fair. 4-H'ers Name and Animal ID must be on the back of the picture.
6. Dairy and Boer classes will be alternated back and forth during the duration of the show with two judges.
7. For all Grand Champion Classes, the second place animals will be brought into the class to compete for Reserve Grand Champion, unless otherwise specified by the judge.

Classes:

Breeding Classes:

1. **Breeding Classes-** Registered and grade dairy goats will be shown together in the following classes:
 - a. Junior Kid Born on or after April 1 to fair
 - b. Intermediate Kid Born March 1-March 31
 - c. Senior Kid Born January 1-February 28
 - d. Yearling Dry Under 2 years
 - e. Yearling Milking 1 year and under 2 years
 - f. Doe 2 years and under 3
 - g. Doe 3 years and under 5
 - h. Doe 5 years and over
 - i. Mother and Daughter
 - j. Produce of Dam

**Grand Champion & Reserve Grand
Champion Dry Doe
chosen from classes a-d.**

**Grand Champion & Reserve Grand
Champion Milking Doe
chosen from classes e-h**

ADAMS COUNTY 4-H PROJECT RULES & REQUIREMENTS

2. Boer Breeding Stock

a. Junior Division

0 to Under 3 months	Born April 23, 2024 - July 22, 2024
3 months to under 6 months	Born January 23, 2024 - April 22, 2024
6 months to under 9 months	Born October 23, 2023 - January 22, 2024
9 months to under 12 months	Born July 23, 2023 - October 22, 2023

Junior Division Champion and Reserve Champion

b. Yearling Division

12 months to under 16 months	Born March 23, 2023 - July 22, 2023
16 months to under 20 months	Born November 23, 2022 - March 22, 2023
20 months to under 24 months	Born July 23, 2022 - November 22, 2022

Yearling Division Champion and Reserve Champion

c. Senior Division

24 months to under 36 months	Born July 23, 2021 - July 22, 2022
36 months old and older	Born July 22, 2021 or Before

Senior Division Champion and Reserve Champion

d. Grand Champion Boer Breeding Stock & Reserve Grand Champion

e. Boer Mother/Daughter

f. Produce of Dam

3. Exotic Class

a. Pygmy Goats

b. Mother/Daughter

c. Produce of Dam

Market Class:

1. Market Goat Class-under 1 year

a. Market Doe

Grand and Reserve Grand Champion Market Doe

b. Dairy Wethers

Grand and Reserve Grand Champion Dairy Wether

c. Boer/Cross Market Wether

Grand and Reserve Grand Champion Boer/Cross Market Wether

Showmanship:

- Showmanship is on a volunteer basis with members strongly encouraged to participate.
- Members must currently be enrolled in the Goat project and show their own animal in showmanship.
- Showmanship will be divided into 4 classes:
 - Junior (Grades 3-5)** Junior winner will compete in the Intermediate division the following year. Junior winner cannot repeat as Champion Junior Goat Showman.
 - Intermediate (Grades 6-8)** Intermediate winner will compete in Senior division the following year. Intermediate winner cannot repeat as Champion Intermediate Goat Showman.
 - Senior (Grades 9-12)** Senior winner will compete in premier division the following year. Senior winner cannot repeat as Champion Senior Goat Showman.
 - Premier** - The Premier Showman will be selected from the current Beginner, Intermediate and Senior Showman and any past Senior and Premier Showmanship winners still enrolled in 4-H. The winner will represent the Goat species in the overall Supreme Showman contest. A Premier Showmanship runner-up will be selected and announced.

Auction:

- Members must inform the committee of their intent to sell or take the animal home within 30 minutes of the completion of the Goat Show. Informing the committee can be done at the announcers stand the day of the show.
- Goats must weigh a minimum of 35lbs to sell in the 4-H Auction or be sold for consignment.
- Exhibitors are responsible for taking their own auction animals to the northwest swine barn following clean up at 11AM on Thursday.
- All non-auction animals will be released after auction set-up on Thursday.
- The Grand Champion Boer/Boer Cross Market Goat will sell first, followed by the Grand Champion Dairy Wether. This will be rotated each year. (Even years: Dairy Wethers will be first. Odd Years: Boer/Boer Cross Market Goats will be first). The Reserve Grand Champion will sell in the same order as above followed by Showmanship (Premier, Senior, Intermediate, Junior), Rate of Gain and then remaining animals by back tag number.

Mini 4-H

Please see Mini 4-H Goat rules and requirements in the Mini 4-H section of this 4-H Catalog.

ADAMS COUNTY 4-H PROJECT RULES & REQUIREMENTS

Health

Project Superintendent: Patti LeMaster, 724-4577

Description: The 4-H Health project is designed for youth interested in basic first aid and healthy well-being, as well as those interested in pursuing a medical profession career.

State Fair Entries: One (1) Entry per Level

Project Requirements:

1. Adams County 4-H members **must turn in completed Universal Record Sheet** along with completing **Fair Entry** by 4PM on July 1. Members missing the deadline may compete, with the highest possible ribbon placing being a blue.
2. All posters, notebooks, and display boards must include a reference list indicating where information was obtained, giving credit to the original author, to complete the 4-H member's exhibit. This reference list should/might include web site links, people and professionals interviewed, books, magazines, etc. It is recommended this reference list be attached to the back of a poster or display board, be the last page of a notebook, or included as part of the display visible to the public. A judge is not to discredit an exhibit for the way references are listed.
3. Posters are to be 22"x28" and displayed horizontally and placed in a clear plastic sleeve or covered with clear plastic to protect contents. Display boards should be designed to sit on a table using no more than 36" of tabletop space. Space should be left in the lower right hand corner to place an exhibit tag provided by Purdue Extension staff.
4. Premiums and Grand Champions will be determined by the method stated in the Adams County 4-H Governing Rules under the General Project Rules section.

Exhibit Guidelines:

Beginner-Grades 3-5

Exhibit one of the following:

1. Create an educational poster, notebook or display about any manual activity or on any health topic of choice that is age/grade appropriate.
2. Create a family first aid kit, emergency kit, an emergency kit to take on a hiking, biking, skiing or similar trip, or another similar kit.

Intermediate-Grades 6-8

Exhibit one of the following:

1. Create an educational poster, notebook or display about any manual activity or on any health topic of choice that is age/grade appropriate.
2. Create a personal nutrition kit to use when doing physical activity like chores, working out at the gym, hiking, biking, skiing, or another similar kit.

Advanced-Grades 9-12

Exhibit one of the following:

1. Create an educational poster, notebook or display about any manual activity or on any health topic of choice that is age/grade appropriate.
2. Create a an activity or guide to help yourself or others become more aware of financial wellness, mental health, disease prevention or other similar topic that promotes healthy habits. Youth can also design and complete an independent study activity.

ADAMS COUNTY 4-H PROJECT RULES & REQUIREMENTS

Home Environment

Project Superintendent: Neva Schwartz, 765-623-0310

Description: Youth will apply the principles of design to home design and decoration as well as learn about care of home furnishings.

State Fair Entries: Two (2) Entries from each Level

Project Requirements:

1. Adams County 4-H members **must turn in completed Universal Record Sheet** along with completing **Fair Entry** by 4PM on July 1. Members missing the deadline may compete, with the highest possible ribbon placing being a blue.
2. All posters, notebooks, and display boards must include a reference list indicating where information was obtained, giving credit to the original author, to complete the 4-H member's exhibit. This reference list should/might include web site links, people and professionals interviewed, books, magazines, etc. It is recommended this reference list be attached to the back of a poster or display board, be the last page of a notebook, or included as part of the display visible to the public. A judge is not to discredit an exhibit for the way references are listed.
3. Posters are to be 22"x28" and displayed horizontally and placed in a clear plastic sleeve or covered with clear plastic to protect contents. Display boards should be designed to sit on a table using no more than 36" of tabletop space. Space should be left in the lower right hand corner to place an exhibit tag provided by Purdue Extension staff.
4. Premiums and Grand Champions will be determined by the method stated in the Adams County 4-H Governing Rules under the General Project Rules section.

Exhibit Guidelines:

Beginner-Grades 3-5

Exhibit one of the following options:

1. Furniture Item and Notebook—Create a wall hanging, storage organizer, a set of 3-5 accessory items or something similar for the home or similar activity.
2. Design Board and Notebook—Color a line drawing from your manual and create three color schemes, Color a line drawing from your manual and demonstrate dominant and supportive color or Display a line drawing showing where furniture would be placed in the room or similar activity.
3. Portfolio—Collect different color schemes, magazines showing different furniture designs, or magazines/photographs of formal vs informal balance, dominant and supportive colors, etc. or similar activity.

Intermediate-Grades 6-8

Exhibit one of the following options:

1. Furniture Item and Notebook—Refinish or repurposed a piece or set of furniture, storage unit or display a collection of 3-5 similar home accessory items, or similar activity.
2. Design Board and Notebook—Create a line drawing for a room in your home showing furniture layout, accessory items and fixtures or similar activity.
3. Portfolio—Display a sample of three different types of wall treatment with explanation of each, three different floor treatments with explanation of each, an energy plan for your home or similar activity.

Advanced-Grades 9-12

Exhibit one of the following options:

1. Furniture Item and Notebook—Refinish or repurposed a piece or set of furniture, storage unit or display a collection of 3-5 similar home accessory items, or similar activity.
2. Design Board and Notebook—Display a floor plan for any room of your house or the whole house or apartment, or similar activity.
3. Portfolio—Display a sample of three different lighting or window treatments with explanation of each, interview an interior designer and prepare a report, a home energy saving proposal plan or similar activity.

ADAMS COUNTY 4-H PROJECT RULES & REQUIREMENTS

Horse and Pony

Description: The 4-H Horse and Pony project provides youth with a fun and hands-on learning experience which develops skills in nutrition, health care and animal husbandry. Responsibility, record keeping, problem solving, disease prevention and decision making are just a few of the many life skills gained in 4-H animal projects.

State Fair Entries: All animals for State Fair must be properly identified and enrolled.
State Fair entry is open online at exhibitorscorner.indianastatefair.com May 16 - July 1.

General Rules:

1. All 4-H General Rules, Livestock Rules and Health Regulations apply.
2. In addition to the rules in the Adams County 4-H Handbook, Horse & Pony members must refer to the Indiana 4-H Horse and Pony Handbook (4-H 661).
 - a. The latest version of the Indiana 4-H Horse and Pony Handbook (4-H 661) is the 2020 edition.
3. Any situation not covered by these rules shall be handled by the proper representatives of the 4-H Horse and Pony Adult Advisory Team **and** the 4-H Extension Educator.

Horse Enrollment/Ownership & Leases Guidelines

1. All animals must be identified, owned, under the care of the 4-H'er and enrolled online by the end of the day on May 15. Only animals properly identified online by May 15th are eligible to participate in Adams County 4-H Horse and Pony events. Any one animal may not be enrolled by more than one 4-H member, except for siblings.
 - a. Animals age is determined as of January 1 of the current year.
 - b. Indiana 4-H Horse & Pony programs considers animals 56" (14H) and under to be ponies, and animals over 56" (14.1H) to be horses.

The Adams County 4-H Horse & Pony Committee leaders reserve the right to measure and verify the identification of any horse/pony entered in the Adams County 4-H Program.
2. Certificate of Vaccination (4-H 1031W) must be turned into the Extension Office or directly to the Horse and Pony booth by May 15th; or at the first 4-H event your horse/pony participates in (if prior to May 15th).

4-H Membership Fees and Horse and Pony Eligibility Guidelines:

4-H members not meeting the below requirements by posted deadlines will not be eligible to show at the Adams County 4-H Fair.

1. 4-H Membership Fees:

	Amount	Deadline	Payment Turned into
• The Indiana State 4-H Program fee	\$15.00	January 15	Extension Office
• The Adams County 4-H Enrollment fee	\$5.00	January 15	Extension Office
• Adams County 4-H Horse and Pony Exhibitor Fee:			
Regular 4-H Member	\$30.00	May 1	H and P Club Treasurer
2. 4-H Horse and Pony members must **participate** in 4 outdoor workshops with their horse/pony. 4-H'ers not attending 4 workshops with their horse/pony will not be able to show at the Adams County 4-H Fair.
3. Universal Adams County 4-H Record Sheet **AND** Workshop Verification OR Livestock Record Sheet **AND** Fair Entry is due into the Extension Office by 4PM on July 1. 4-H'ers not completing this requirement will have the opportunity to receive feedback from the exhibition class only and unable to sell in the 4-H Auction at the Adams County 4-H Fair.

Meetings/Workshops/4-H Pre-Fair Show/4-H Fair Show Guidelines:

1. 4-H Members are required to keep their equine reasonably under control in the barns, make-up ring and show arena, this is mandatory for the safety of all. 4-H members may be led up to the gate; but not into the ring. The member must enter the arena in a controlled manner, start and stop the horse/pony inside the arena. The gate **MUST** be closed behind exhibitor and **NOT** opened until the exhibitor has finished the course. No horse/pony will be allowed into the arena until the previous exhibitor has been excused to the make-up ring. If a situation arises where safety is a concern for the 4-H member, other exhibitors, or spectators, the 4-H member should be encouraged to not enter the class(es).
2. 4-H Members are required to have the following attire at all 4-H events, whenever mounted or driving:
 - Properly Fitted SEI or ASTM F1163-15 Standard Certified helmet
The 4-H member is responsible for a properly fitted helmet with the approved harness fastened in place whenever mounted or driving (helmets are permitted in Halter & Showmanship classes). Original tags must be present in all approved helmets.
 - Long pants (Chaps optional)
 - Boots with heel (Spurs optional)
 - Long sleeve shirts with a collar (required while showing)
 - No cell phones or other electronic devices are allowed while mounted on a horse or pony.
3. The 4-H horse/pony may only be ridden or driven by the 4-H member, on the day of the 4-H show.

ADAMS COUNTY 4-H PROJECT RULES & REQUIREMENTS

4. Horses/ponies may NOT be tacked/untacked in the aisle. Riding of horses/ponies in the barn aisle is NOT permitted. 4-H members must walk horses through the barn and mount outside in make-up area or the arena.
5. Quirts, bats, crops and spurs are permitted, in some classes, but must be used behind the cinch and ONLY used in the make-up area or the arena. 4-H Members are advised to use these carefully and wisely. Hitting a horse/pony in front of the cinch will result in an automatic disqualification.
*For all rules regarding used of crops, whips or spurs refer to the current Indiana 4-H Horse & Pony Handbook.

4-H Fair Specific Guidelines

1. Each 4-H member may show a maximum of one horse or pony in the following categories at the 4-H Pre-Fair show and/or the Adams County 4-H Fair: Western Pleasure, English Pleasure, Contesting, Driving.
2. 4-H members are responsible for feeding, care of their horse/pony and cleaning of their stall during the fair. Two bales of shavings will be provided for each member, by the Horse and Pony Club; additional shavings are allowed, but must be provided by the member.
3. NO stallion over one year of age, as of January 1 of the current year, will be allowed on the 4-H fairgrounds.
4. Walk/Trot classes provide a starting place for a child regardless of age or disability who has limited experience. Walk/Trot classes enable inexperienced youth to participate on a horse in a manner that is safe for them and the other riders. Youth without disabilities are encouraged to move beyond this class within a two year time table.
 - a. Exhibitors entering in a Walk/Trot class may not enter in any classes that requires a lope or canter during the Halter/Pleasure Show. Two strides a lope or canter is considered a disqualification.
 - b. No High Point awards given for Walk/Trot classes.
5. Stalling
 - a. Each Regular 4-H member is guaranteed one stall for the 4-H Fair, maximum of 4. Stalls are assigned each year, by committee. Special stalling requests will be taken into consideration; requests must be made by June 1 to stalling chair.
 - b. One horse/pony must be in the 4-H member's stall during each day of the 4-H Fair.
6. Any equine taken home each night of the fair after 8PM MUST be returned to the stall by 10AM the following morning.
7. State Fair & Non-State Fair Classes are divided as follows:
 - a. Junior (grades 3-5)
 - b. Intermediate (grades 6-8)
 - c. Senior (grades 9-12)Please note that classes with less than 3 participants will be combined or cancelled.
8. All non-auction animals will be released after auction set-up on Thursday. Members must clean their stall and have it approved by the 4-H Horse and Pony Leader(s) in charge of dismissal before their equine will be released to go home.

Premier Showmanship/Versatility:

1. Premier Showmanship/Versatility class will be open to all youth and will consists of:
 - a. Showmanship
 - b. Ranch Pleasure
 - c. Barrels
2. The winner of the Premier Showmanship/Versatility class will represent the Horse and Pony species in the overall Supreme Showman contest. A Premier Showmanship/Versatility runner-up will be selected and announced.

Auction:

1. The Premier Showmanship winner will sell in the auction. The 4-H member will sell a gift basket (provided by the Horse and Pony Club) with 3% of the proceeds going towards the auction fund. The remainder of the proceeds will be divided as follows: 50% to 4-H member and 50% to Adams County 4-H Horse and Pony Club.

Mini 4-H

Please see Mini 4-H Horse and Pony rules and requirements in the Mini 4-H section of this 4-H Catalog.

ADAMS COUNTY 4-H PROJECT RULES & REQUIREMENTS

Junior Leaders

Adult Volunteers: Amanda Borne, 301-6075 Emily Korporal, 301-1821
Mandy Ogg, 849-9047 Amy Rumschlag, 724-5322

Description: The Junior Leader project allows 4-H members in grades 7-12 the opportunity to provide their Adult 4-H Volunteers with additional assistance in their 4-H Clubs and related activities while serving as mentors and role models to the younger 4-H members by sharing their experiences with them. Adams County 4-H Junior Leaders offers county-wide opportunities for youth to meet and serve the community.

1. The club will distribute a list of activities to members through mailings, newsletter and social media. Some of the activities which the club has been involved with includes: 4-H Recruitment Activities, Kids Against Hunger, Science Ambassadors, Mini 4-H Camp Counselors, Fair Set Up and Clean Up, 4-H Project Judging, Junior Leader Retreat, Bowling for a Cure, etc.
2. Members are required to sign-up and work assigned times during pre-fair activities (project check-in and judging) and a minimum of two hours in the Clover Center or Dining Hall during the fair to complete the project.

Microwave Cooking

Project Superintendent: Position Available

Description: In the Microwave Cooking Project you will learn how to make various foods in the microwave.

State Fair Entries: County Project Only, No Indiana State Fair Entries

Project Requirements:

1. Adams County 4-H members **must turn in completed Universal Record Sheet** along with completing **Fair Entry** by 4PM on July 1. Members missing the deadline may compete, with the highest possible ribbon placing being a blue.
2. All items prepared for exhibit for this project must be made in a microwave oven. Bring the entire product or the specific number of items indicated along with recipe card to judging. Foods should be transported to the competition in a way that minimizes contamination and maintains the quality of the food.
3. Premiums will be awarded for each grade. With one Grand Champion and Reserve Grand Champion awarded overall.

Follow Purdue Extension Food Safety Policy

1. A completed recipe card is to be submitted with each exhibit. Recipe cards are for judging purposes only and identifies all ingredients that were used in each part of the product. Any ingredient that could be a potential allergen must be clearly identified. (milk, eggs, peanuts, tree nuts, fish, crustacean shellfish, wheat, soy and sesame etc.).
2. **Each food product (could be on back of recipe card) must be labeled with the following information:**
 - Name
 - Address
 - Contact Information (phone and/or email address)
 - Date the food product was made
3. Contestants should carefully wash their hands and make sure that their hands do not have any open cuts before preparing foods. If cuts are present, the wound should be bandaged and a single use food service glove worn on the hand during all stages of food production. Contestants should not be preparing food exhibits for competition within 48 hours of recovering from any illness. People experiencing symptoms of vomiting, diarrhea, fever, and/or jaundice should not be allowed to prepare food.
4. Since it is illegal in the State of Indiana for youth under the age of 21 to purchase or consume alcoholic beverages, 4-H members are to use recipes that do not include an alcoholic beverage as an ingredient. A suitable non-alcoholic or imitation product may be substituted.

Exhibit Guidelines:

Level A-Grades 3-4

Grade 3-Microwave Snack
Grade 4-Six Pieces of Fudge

Level B-Grades 5-6

Grade 5-Six Bar Cookies or Brownies
Grade 6-Upside Down Cake

Level C-Grades 7-9

Grade 7-Fruit Crisp
Grade 8-Coffee Cake
Grade 9-Six Pieces of Candy

Level D-Grades 10-12

Grade 10-Double Layer or Bundt cake
Grade 11-Pie
Grade 12-Jam or Jelly

ADAMS COUNTY 4-H PROJECT RULES & REQUIREMENTS

Model Building

Project Superintendent: Doug Habegger, 417-2405

Description: Allows youth to learn life skills and grow in project knowledge while expressing creativity when building a model.

State Fair Entries: Two (2) Entries

Project Requirements:

1. Adams County 4-H members **must turn in completed Universal Record Sheet** along with completing **Fair Entry** by 4PM on July 1. Members missing the deadline may compete, with the highest possible ribbon placing being a blue.
2. All arts and craft exhibits must include a 4-H Craft Information Card, 4-H 618A. This information card is to describe work completed so the judge can more accurately evaluate the exhibit. Craft information cards are for judging purposes only and will not be returned to the exhibitor.
3. If multiple pieces make up the exhibit, a photograph of the complete exhibit should be attached to the exhibit so the total exhibit can properly be displayed. For safety purposes any craft exhibit that resembles a sword, knife, or look-a-like weapon will be judged but will not be displayed.
4. Exhibits must be a small scale replica made of injected styrene plastics with approximately 25% of the surface painted. Wood, paper, clay die-cast, or snap together models are not permitted. Screws and pre-painted or pre-decaled factory models are not permitted. Exhibits made from building blocks (Lego) are not permitted.
5. If the model is being built from a kit, include a copy of the instructions with the information card. Original instructions should be kept by the exhibitor in a safe location at home.
6. Premiums and Grand Champions will be determined by the method stated in the Adams County 4-H Governing Rules under the General Project Rules section.

Exhibit Guidelines:

Beginner-Grades 3-5 Create and exhibit one age/grade appropriate model

Intermediate-Grades 6-8 Create and exhibit one age/grade appropriate model

Advanced-Grades 9-12 Create and exhibit one age/grade appropriate model

Photography

Project Superintendents: Ashley Beard, 419-605-8009

Description: This project teaches youth how to take quality photographs with a camera or digital device.

State Fair Entries:
Beginner Level Two (2) Entries
Intermediate Level Three (3) Entries
Advanced Level Three (3) Entries

Project Requirements:

1. Adams County 4-H members **must turn in completed Universal Record Sheet** along with completing **Fair Entry** by 4PM on July 1. Members missing the deadline may compete, with the highest possible ribbon placing being a blue.
2. All images are to be original images taken by the 4-H member during the current program year.
3. Members will be allowed to enter a maximum of 2 photography exhibits with only one entry per class. For example, an Intermediate member may enter one poster of color prints and one color salon print but not 2 entries of a color salon print. The same print can not be used in more than one exhibit.
4. Posters are to be 22"x28" and displayed horizontally and placed in a clear plastic sleeve or covered with clear plastic to protect contents. Space should be left in the lower right hand corner to place an exhibit tag provided by Purdue Extension staff.
5. Premiums will be determined by the method stated in the Adams County 4-H Governing Rules under the General Project Rules section. One Grand and One Reserve Grand Champion will be chosen for each level.

Exhibit Guidelines:

1. **Print board exhibits** are to include 10 photos (no larger than 5"x7") mounted on a poster. Number each print 1-10. Prints may be a mix of digital and/or standard development. Create a title of choice for the print board exhibit. Space should be left in the lower right hand corner to place an exhibit tag provided by Purdue Extension staff.
2. **Salon prints** are to be no larger than 11"x14", mounted on a standard 16"x20" salon mount, and displayed vertically. Salon prints are to be placed in a clear plastic sleeve and captions are not recommended. Space should be left in the lower right hand corner to place an exhibit tag provided by Purdue Extension staff.

ADAMS COUNTY 4-H PROJECT RULES & REQUIREMENTS

3. Images may be taken with a film camera, digital camera, cell phone, or other electronic device. Altering of images by any other means besides the device it was taken with is to be entered in the **creative/experimental** category. Creative/experimental exhibits must include the original photo on the back side of the board, a description of how the image was altered, and equipment/software used to alter the image.
4. Editing photos such as cropping, color adjustment, and other enhancements are considered to be part of the normal photography educational learning process and are permissible. So judges can better evaluate a photography exhibit, the 4-H member is asked to attach to the back of their salon or print board exhibit the make and model of camera used and a description of any editing.
5. A photo that has been modified to change the original intent, meaning or story captured should be entered in the creative or experimental class. Photos exhibited as creative or experimental are to attach to the back of their exhibit the make and model of camera used, software or other tools used to change the photo, a description of how the photo was changed, and copy of the original photo before editing.
6. Sepia tone photographs (mono chromatic) are to be entered as black and white photos.

Beginner-Grades 3-5

1. Members may choose up to 2 exhibits from the list below:
 - a. Black & White Prints
 - b. Color Prints
 - c. Black & White Salon Print
 - d. Color Salon Print
 - e. Creative/Experimental Salon Print

Intermediate-Grades 6-8

1. Members may choose up to 2 exhibits from the list below:
 - a. Black & White Prints
 - b. Color Prints
 - c. Black & White Salon Print
 - d. Color Salon Print
 - e. Creative/Experimental Salon Print

Advanced-Grades 9-12

1. Members may choose 1 or 2 exhibits from the list below:
 - a. Black & White Prints
 - b. Color Prints
 - c. Black & White Salon Print
 - d. Color Salon Print
 - e. Creative/Experimental Salon Print

Poultry—Frozen Broilers

Project Superintendent: Monica Schaefer, 592-7014

Description: The 4-H Poultry Project provides youth a fun and hands-on learning experience that develops life skills, as well as teaches valuable information about their birds including raising and processing.

State Fair Entry: County Project Only, No Indiana State Fair Entries

General Rules:

1. Adams County 4-H members **must turn in completed Universal Record Sheet** along with completing **Fair Entry** by 4PM on July 1. Members missing the deadline may compete, with the highest possible ribbon placing being a blue.
2. Members are encouraged but not required to attend a Poultry Club meeting to learn about poultry production.
3. Broiler and Processing Specifics for project:
 - A minimum of 25 broiler strain chicks are to be started in order to be a participant in this project.
 - Straight run chicks, not sexed cockerels, are used in the project.
 - Chicks should be started in May and should be processed at 6 to 8 weeks of age.
 - Average combined weight of three dressed broilers should be between 10-15 pounds.
Any broiler class combined weight exceeding 15lbs. will not be considered for Grand or Reserve Grand
Combined weight exceeding 15 lbs. will be sold at 15 lbs.
 - All members must have their birds professionally processed.
No shrink wrap or injections of any kind is allowed.
All broilers should be bagged in standard bags from processor.
4. Members will take the broilers home after judging is completed and may bring back for the auction.
5. Premiums and Grand Champions will be determined by the method stated in the Adams County 4-H Governing Rules under the General Project Rules section.

ADAMS COUNTY 4-H PROJECT RULES & REQUIREMENTS

Poultry—Live Birds

Project Superintendent: Kathy Palacios, 750-4858

Description: 4-H Poultry project provides youth with a fun and hands-on learning experience which develops skills in nutrition, health care and animal husbandry. Responsibility, record keeping, problem solving, disease prevention and decision making are just a few of the many life skills gained in 4-H animal projects.

State Fair Entries: All animals for State Fair must be properly identified and enrolled.
State Fair entry is open online at exhibitorscorner.indianastatefair.com May 16 - July 1.

General Rules:

1. All 4-H General Rules, Livestock Rules and Health Regulations apply.
2. All birds must be in the members' possession by May 15th of the current year, except for commercial meat (broilers, roasters and duck classes.) 4-H members must fill out the Official 4-H Poultry Enrollment Form and turn into the Extension Office by 4:00 PM on May 15th.
3. Universal Adams County 4-H Record Sheet **AND** Workshop Verification OR Livestock Record Sheet **AND** Fair Entry is due into the Extension Office by 4PM on July 1. 4-H'ers not completing this requirement will have the opportunity to receive feedback from the exhibition class only and unable to sell in the 4-H Auction at the Adams County 4-H Fair.
4. Only Poultry Breeds recognized in the most current American Standard of Perfection will be recognized in the exhibition classes. Birds not recognized in the American Standard of Perfection will show together in the All Other Breed Class.
 - a. There will be an American Standard of Perfection book available for 4-H'ers to view at Poultry Club meetings and at the Adams County Extension Office.
 - b. All birds must come from a NPIP certified flock or be blood-tested by a certified tester from ISPA prior to the fair. All birds over 1 year old must be blood-tested. Proof of NPIP compliance must be submitted before birds allowed to pen.
5. Any situation not covered by these rules shall be handled by the proper representatives of the 4-H Poultry Committee **and** the 4-H Extension Educator.

Entry Procedures and Fair Exhibition Specific Rules:

1. Members will have full responsibility for the care of their birds while at the Adams County 4-H Fair. Shavings for bedding will be provided by a local sponsor.
2. All birds must be free from external parasites and be cleaned/washed upon arriving at the fair.
3. 4-H Poultry may only show in one category in a given year.
Birds may not show in both the Commercial and Exhibition Classes in a given year.
4. An exhibitor is allowed to show a maximum of 24 entries in the Commercial and Exhibition classes.
This maximum number excludes participation in Showmanship and Egg classes.
5. A 4 x 6 (landscape) picture of yourself and the animal you plan to sell in the auction must be turned in at fair check-in. 4-H'ers Name and Animal ID must be on the back of the picture.

Classes:

Poultry divided into 4 categories:

1. Commercial Meat
2. Commercial Egg Production
3. Exhibition
4. All Other Breeds Poultry - This class is for Poultry not recognized in the most current American Standard of Perfection.
Grand Champions in Commercial Meat, Commercial Egg Production and Exhibition categories only.

Commercial Meat Classes

Proof of receipt for all Commercial Meat birds must be submitted to Poultry Committee by July 1 to prove age of birds. Exhibitor will be allowed to exhibit 3 entries in each class subdivision.

1. **Commercial Meat**
 - a. Broilers - Exhibit two birds of the same sex, 6-12 weeks of age and not over 5.6 pounds on entrance day.
 - b. Roasters - Exhibit two birds of the same sex, 6-12 weeks of age and 5.6 to 10 pounds on entrance day.
 - c. Waterfowl
 1. Ducks (Pekins and AOC) - Exhibit one bird, 8-12 weeks of age.
 2. Geese (Emden and AOC) - Exhibit one bird, 22-28 weeks of age.
 - d. Turkeys – Exhibit one bird, minimum of 15 pounds and maximum of 28 weeks of age.
 - e. An overall Grand Champion and Reserve Grand Champion will be selected from the Commercial Meat Classes. Only live birds from the Commercial Meat Category will be allowed to sell in the Livestock Auction.

ADAMS COUNTY 4-H PROJECT RULES & REQUIREMENTS

Commercial Egg Production Category

Exhibitor will be allowed to exhibit 3 entries in each class subdivision.

1. **Commercial Egg-Hen Classes**

Judging will be on animal egg production. Exhibit 2 female birds (hens of the same breed in laying condition hatched before July of the prior year). Hens must be blood tested.

- a. White egg layers
- b. Brown egg layers

2. **Commercial Egg-Pullets Classes**

Judging will be on animal egg production. Exhibit 2 female birds hatched after July 1st of the prior year.

- a. White egg layers
- b. Brown egg layers

3. **Commercial Egg Classes**

Exhibit 6 eggs in a foam egg carton. Eggs will be judged on uniformity and marketability.

- a. White eggs
- b. Brown eggs
- c. Other eggs

An overall Grand Champion and Reserve Grand Champion from the Commercial Egg Production will be selected. This category will not be selling in the Livestock Auction.

Exhibition Birds Category

1. **Bantams**

Exhibitor will be allowed to exhibit 3 birds in each class subdivision.

Classes will be subdivided into breed, sex and age. Exhibition birds are judged to breed standards.

- a. Modern Game
- b. Old English Game
- c. Single Comb Clean Legged
- d. Rose Comb Clean Legged
- e. All Other Combs Clean Legged
- f. Feather Legged

2. **Standard Large Fowl**

Exhibitor will be allowed to exhibit 3 birds in each class subdivision.

Classes will be subdivided into breed, sex and age. Exhibition birds are judged to breed standards.

- a. American Breeds
- b. Asiatic Breeds
- c. Continental Breeds
- d. English Breeds
- e. Mediterranean Breeds
- f. All Other Standard Breeds (A.O.S.B.)

3. **Waterfowl**

Exhibitor will be allowed to exhibit 3 birds in each class subdivision.

Classes will be subdivided into breed, sex and age. Exhibition birds are judged to breed standards.

- a. Light Weight Ducks
- b. Medium Weight Ducks
- c. Heavy Weight Ducks
- d. Bantam Ducks
- e. Light Weight Geese
- f. Medium Weight Geese
- g. Heavy Weight Geese

4. **Game Birds**

Exhibitor will be allowed to exhibit 3 birds in each class subdivision.

Classes will be subdivided into breed, sex and age. Exhibition birds are judged to breed standards.

- a. Partridge
- b. Pigeon
- c. Quail
- d. Guineas
- e. Pheasants
- f. Turkeys
- g. Peafowl

5. A Champion and Reserve Champion will be selected from each of the Exhibition Classes. An overall Grand Champion and Reserve Grand Champion will be selected from the Exhibition Class Champions.

ADAMS COUNTY 4-H PROJECT RULES & REQUIREMENTS

All Other Breeds Poultry

1. Any bird that is not recognized in the current American Standard of Perfection will show in the All Other Breed Poultry Class. Exhibitors are allowed to exhibit a maximum of 3 single birds in this class.
2. A Champion and Reserve Champion All Other Breeds Poultry will be selected; however, these classes do not compete for any other awards.

Showmanship:

1. Showmanship is on a volunteer basis with members strongly encouraged to participate.
2. Members must currently be enrolled in the Poultry project and show their own animal in showmanship.
3. Showmanship classes will be divided into four classes:
 - a. **Junior (Grades 3-5)** Junior winner will compete in the Intermediate division the following year. Junior winner cannot repeat as Champion Junior Poultry Showman.
 - b. **Intermediate (Grades 6-8)** Intermediate winner will compete in Senior division the following year. Intermediate winner cannot repeat as Champion Intermediate Poultry Showman.
 - c. **Senior (Grades 9-12)** Senior winner will compete in premier division the following year. Senior winner cannot repeat as Champion Senior Poultry Showman.
 - d. **Premier** - The Premier Showman will be selected from the current Beginner, Intermediate and Senior Showman and any past Senior and Premier Showmanship winners still enrolled in 4-H. The winner will represent the Poultry species in the overall Supreme Showman contest. A Premier Showmanship runner-up will be selected and announced.

Auction:

1. Exhibitors may sell only once through the 4-H auction. Members must inform the committee of their intent to sell or take the animal home within 30 minutes of the completion of the Poultry Show.
2. Only those animals showing in the Commercial Meat Classes are eligible to sell in the Livestock Auction. These include Broilers, Roasters, Ducks, Geese and Turkeys.
3. Auction Poultry-Live Birds will not go through the auction ring with the 4-H'er.
4. The Grand Champion will sell first, then the Reserve Grand Champion followed by Showmanship (Premier, Senior, Intermediate, Junior) and then remaining animals by back tag number.

Mini 4-H

Please see Mini 4-H Poultry rules and requirements in the Mini 4-H section of this 4-H Catalog.

Rabbits

Project Superintendent: Jason King, 849-9309

Description: 4-H Rabbit project provides youth with a fun and hands-on learning experience which develops skills in nutrition, health care and animal husbandry. Responsibility, record keeping, problem solving, disease prevention and decision making are just a few of the many life skills gained in 4-H animal projects.

State Fair Entries: All animals for State Fair must be properly identified and enrolled.
State Fair entry is open online at exhibitorscorner.indianastatefair.com May 16 - July 1.

General Rules:

1. All 4-H General Rules, Livestock Rules and Health Regulations apply.
2. Rabbits must be in possession and under the care of the 4-H member by May 15th.
3. All rabbits must be in the members' possession by May 15th of the current year. 4-H members must fill out the Official 4-H Rabbit Enrollment Form and turn into the Extension Office by 4:00 PM on May 15th.
4. All rabbits must be accompanied with pedigree papers proving that parents are a specific breed; no crossbred rabbits are eligible to exhibit in the 4-H Rabbit Show due to following American Rabbit Breeder Association (ARBA) standards.
 - a. All non pedigree rabbits can be shown in the Small Animals show.
5. All 4-H rabbits must be permanently marked and have a legible ear tattoo in the rabbit's left ear at time of enrollment. This procedure helps exhibitor keep record of the rabbit breeding and helps straighten out mix-ups which might occur at the show.
6. Universal Adams County 4-H Record Sheet **AND** Workshop Verification OR Livestock Record Sheet **AND** Fair Entry is due into the Extension Office by 4PM on July 1. 4-H'ers not completing this requirement will have the opportunity to receive feedback from the exhibition class only and unable to sell in the 4-H Auction at the Adams County 4-H Fair.
7. Any situation not covered by these rules shall be handled by the proper representatives of the 4-H Rabbit Committee **and** the 4-H Extension Educator.

ADAMS COUNTY 4-H PROJECT RULES & REQUIREMENTS

Entry Procedures and Fair Exhibition Specific Rules:

1. Each member may only enter a maximum of 2 Meat Pens, 2 Single Fryers and 1 Rabbit per class per variety.
2. A 4x6 (landscape) picture of yourself and the animal you plan to sell in the auction must be turned in during Saturday check-in at fair. 4-H'er's Name and Animal ID must be on the back of the picture.
3. All rabbits will be inspected by rabbit committee upon arrival at the fairgrounds. Rabbits will be sent home if in bad health.
4. Pens will be assigned by the Rabbit Committee. Shavings will be provided.
5. All rabbits must be taken care of during the fair by the 4-H member and be fed, watered, and cared for daily.
6. Only 4-H members must be responsible for removing rabbits from pens, bringing their rabbits to the show table and returning them to pens on the day of judging. Members must also handle his/her rabbit in show.

Classes

Meat Pens:

1. A meat pen is constituted of three rabbits of the same breed (no crossbred rabbits eligible in the 4-H Rabbit Show), between the ages of 8 to 12 weeks and weigh between 3 ½ to 5 ½ pounds each, for a total of 10 ½ to 16 ½ pounds for the pen.
2. The meat pen and fryers will be tattooed at an Adams County 4-H Rabbit Identification Meeting. Each rabbit must have a different tattoo. No Exceptions.
3. Both the sire and dam of the litter must be on the identification form completed and turned into Extension Office by May 15.
4. One dam(doe) must accompany each litter. The sire (buck) may be the father of several litters if sired by that buck. The buck must belong to the family showing the litter. Both the sire and dam are required to show at the fair. Members who enter 2 meat pens will be required to show the sire and dam of each meat pen, thus making it necessary and permissible to show 2 senior does and 2 senior bucks in the same class.
5. Any exception to the weight must be approved by the committee.

Single Fryer:

1. Class will consist of one rabbit that weighs between 3 ½ and 5 ½ pounds.
2. This individual rabbit can be a part of the fryer pen, but will not be sold at the auction.

Breeding Classes:

1. Must be tattooed, in the left ear.
2. Must be in good physical condition, no sickness.
 - a. Senior Buck 8 months and over
 - b. Senior Doe 8 months and over
 - c. Intermediate Buck 6 and 7 months
 - d. Intermediate Doe 6 and 7 months
 - e. Junior Buck 4 and 5 months
 - f. Junior Doe 4 and 5 months
 - g. Doe & Litter 4 to 6 weeks old

Auction:

1. Exhibitors may sell only once through the 4-H auction. Members must inform the committee of their intent to sell or take the animal home within 30 minutes of the completion of the Rabbit Show. Informing the committee can be done at the announcers stand the day of the show.
2. 4-H'er may sell a meat pen in auction; which consists of 3 rabbits.
3. All non-auction animals will be released after auction set-up on Thursday.
4. The Grand Champion will sell first, then the Reserve Grand Champion followed by Showmanship (Premier, Senior, Intermediate, Junior) and then remaining animals by back tag number.

Mini 4-H

Please see Mini 4-H Rabbit rules and requirements in the Mini 4-H section of this 4-H Catalog.

ADAMS COUNTY 4-H PROJECT RULES & REQUIREMENTS

Recycling

Project Superintendent: Position Available

Description: The 4-H Recycling Project, youth will explore why it is important to recycle and be able to use creativity and imagination to make something out of recycled products for exhibit.

State Fair Entry: One (1) Entry

Project Guidelines:

1. Adams County 4-H members **must turn in completed Universal Record Sheet** along with completing **Fair Entry** by 4PM on July 1. Members missing the deadline may compete, with the highest possible ribbon placing being a blue.
2. All recycling artwork exhibits must include a **4-H Craft Information Card, 4-H 618A**. This information card is to describe work completed so the judge can more accurately evaluate the exhibit. Craft information cards are for judging purposes only.
3. All posters, notebooks, and display boards must include a reference list indicating where information was obtained, giving credit to the original author, to complete the 4-H member's exhibit. This reference list should/might include web site links, people and professionals interviewed, books, magazines, etc. It is recommended this reference list be attached to the back of a poster or display board, be the last page of a notebook, or included as part of the display visible to the public. A judge is not to discredit an exhibit for the way references are listed.
4. Posters are to be 22"x28" and displayed horizontally and placed in a clear plastic sleeve or covered with clear plastic to protect contents. Display boards should be designed to sit on a table using no more than 36" of tabletop space. Space should be left in the lower right hand corner to place an exhibit tag provided by Purdue Extension staff.
5. Premiums and Grand Champions will be determined by the method stated in the Adams County 4-H Governing Rules under the General Project Rules section.

Exhibit Guidelines:

1. Exhibit must be no larger than 24" high and must rest on a sturdy base which is no more than 24" square.
2. A list of all materials used must accompany the exhibit.
3. Recycling projects will be judged on workmanship, appropriateness for age and creativity.

Beginner-Grades 3-5

1. Choose one of the following:
 - a. Exhibit a poster identifying what items can be recycled and why it is important to recycle.
 - b. Exhibit a poster showing how to set up a home recycling center.
Include pictures of your home recycling center and document how well this works in your household.
 - c. Exhibit artwork made entirely from recycled products. Bonding agent does not need to be a recycled product.

Intermediate-Grades 6-8

1. Choose one of the following:
 - a. Research a landfill identifying past and present technology, exhibit a research paper or poster showing what was learned.
 - b. Exhibit a poster identifying alternatives to waste (Example: Reuse Christmas wrapping paper, etc.)
 - c. Exhibit artwork made entirely from recycled products. Bonding agent does not need to be a recycled product.

Advanced-Grades 9-12

1. Choose one of the following:
 - a. Exhibit a poster identifying and explaining the seven recycling codes used on plastics.
 - b. Research hazardous wastes in your home. Exhibit a poster listing findings and show alternatives less hazardous.
 - c. Exhibit a poster designed as an advertisement to promote recycling.
 - d. Exhibit artwork made entirely from recycled products. Bonding agent does not need to be recycled.

ADAMS COUNTY 4-H PROJECT RULES & REQUIREMENTS

Scrapbooking

Project Superintendent: Position Available

Description: The 4-H Scrapbooking project allows youth to creatively express themselves through the design of a scrapbook, highlighting moments and memories that are important to them. Members experience planning, organizing and presentation skills as they work through their exhibit.

State Fair Entry: One (1) Entry

Project Guidelines:

1. Adams County 4-H members **must turn in completed Universal Record Sheet** along with completing **Fair Entry** by 4PM on July 1. Members missing the deadline may compete, with the highest possible ribbon placing being a blue.
2. All scrapbooking exhibits must include a 4-H Craft Information Card, 4-H 618A. This information card is to describe work completed so the judge can more accurately evaluate the exhibit. Craft information cards are for judging purposes only.
3. Judging will be divided into three (3) divisions:
 - a. Beginner Grades 3-5
 - b. Intermediate Grades 6-8
 - c. Advanced Grades 9-12
4. Premiums and Grand Champions will be determined by the method stated in the Adams County 4-H Governing Rules under the General Project Rules section.

Exhibit Guidelines:

1. Album
 - a. All albums should be 8½” by 11” or larger in size. (12” by 12” is the most common size).
 - b. All albums must have a front and back cover with pages firmly attached between the covers.
 - c. All pages are to be numbered and covered with plastic protection.
 - d. Scrapbook albums must have 10 pages completed for judging. Only completed pages with photos, memorabilia, documentation, decoration, etc. will be eligible for judging. Incomplete or unfinished pages will not be eligible for judging, or count toward the 10 page total.
2. Journaling, Memorabilia and Photos
 - a. **Journaling** is required on every page-without it you have pages of photographs and memorabilia, not a book of memories. Photos and memorabilia are more complete, more meaningful and more fun with detail, emotion and humor that only words can provide. Use neat, personal, clear handwriting and avoid using excessive computer generated text. It is fine to include some digitally printed journaling, but make sure to have your own handwriting in your album.
 - Beginner: label photos and memorabilia with names, dates, places, etc.
 - Intermediate: label photos and memorabilia with names, dates, places, etc., and capturing memories with captions or words recording the happenings of the photos or memorabilia.
 - Advanced: label photos and memorabilia with names, dates, places, etc., and capturing memories with captions or words recording the happenings of the photos or memorabilia and storytelling. Write thoughts, feelings and tell a complete story or memory on each page. Not every photo has a complete story, so choose those deserving of storytelling when designing pages.
 - b. **Memorabilia** adds meaning, texture and variety to the scrapbook and gets more fascinating with time. These are items that tell an important part of the story and add significantly to the interest of the page. Members may add memorabilia throughout the book and have two pages dedicated to it entirely.
 - c. Photographs should be the focus of the album and eight of the ten pages should contain one or more photographs for all divisions.
 - Photos and memorabilia must be included in each scrapbook, but not necessarily on each page, i.e. some pages may only contain photos, while others may contain only memorabilia.
 - Keep in mind the proper placement of photos, etc. in the album. You are telling a story, so use chronology (order of occurrence) or themes to organize the album.

ADAMS COUNTY 4-H PROJECT RULES & REQUIREMENTS

Sewing

Project Superintendent: Rozann Schmidtke, 623-6020

Description: The sewing project teaches fabric selection, pattern selection and sewing machine use to construct items used around the home or garments/outfits to be worn by the 4-H member or another person.

State Fair Entry:

<u>Sewing - Wearable</u>	<u>Sewing Non-Wearable</u>
One Exhibit each from 3-7 Grades	One Exhibit each from 3-12 Grades
One Exhibit from each Senior Category	

Project Requirements:

1. Adams County 4-H members **must turn in completed Universal Record Sheet** along with completing **Fair Entry** by 4PM on July 1. Members missing the deadline may compete, with the highest possible ribbon placing being a blue.
2. Members will be allowed to enter in one or both of Sewing project categories (Wearable and Non-Wearable), with a max of 1 entry per category.
3. Older youth enrolled in the 4-H sewing project for the first time may not feel comfortable demonstrating their assigned grade level skills. In this instance the county 4-H Youth Development Educator may, at the request of the 4-H member and parent, assign the member to a lower level grade level to develop fundamental skills.
4. Provide a completed sewing skills card (Project Exhibit Card), with the exhibit. Skills sheets are for judging purposes only.
5. Premiums will be awarded:

Wearable 3-7 Grades:	Premiums for each grade	Grand Champions will be awarded:
Wearable 8-12 Grades:	Premium awarded per category	Wearable A/B and Wearable C/D
Non-wearable:	Premiums awarded for each grade	Non-Wearable in Level A/B and Level C/D

Exhibit Guidelines:

Grade 3

Non-Wearable

1. Create one non-wearable sewn item demonstrating at least 2 skills from Sewing Skills and Techniques, 4-H-925-SC-W.

Wearable

1. Create one clothing article to be worn by the 4-H member or another person demonstrating at least 2 skills from Sewing Skills and Techniques, 4-H-925-SC-W.

Grade 4

Non-Wearable

1. Create one non-wearable sewn item, or set of items, demonstrating at least 2 skills from Sewing Skills and Techniques, 4-H-925-SC-W, in addition to those learned in the prior grade.

Wearable

1. Create one clothing article to be worn by the 4-H member or another person demonstrating at least 2 skills from Sewing Skills and Techniques, 4-H-925-SC-W, in addition to those learned in the prior grade.

Grade 5

Non-Wearable

1. Create one non-wearable sewn item, or set of items, demonstrating at least 3 skills from Sewing Skills and Techniques, 4-H-925-SC-W, in addition to those learned in prior grades.

Wearable

1. Create one clothing article or a simple two piece outfit to be worn by the 4-H member or another person demonstrating at least 3 skills from Sewing Skills and Techniques, 4-H-925-SC-W, in addition to those learned in prior grades.

Grade 6

Non-Wearable

1. Create one non-wearable sewn item, or set of items, demonstrating at least 4 skills from Sewing Skills and Techniques, 4-H-925-SC-W, in addition to those learned in prior grades.

Wearable

1. Create two garments that can be worn together to be worn by the 4-H member or another person demonstrating at least 4 skills from Sewing Skills and Techniques, 4-H-925-SC-W, in addition to those learned in prior grades.

Grade 7

Non-Wearable

1. Create one non-wearable sewn item, or set of items, demonstrating at least 5 skills from Sewing Skills and Techniques, 4-H-925-SC-W, in addition to those learned in prior grades.

Wearable

1. Create an outfit that can be worn by the 4-H member or another person demonstrating at least 5 skills from Sewing Skills and Techniques, 4-H-925-SC-W, in addition to those learned in prior grades.

ADAMS COUNTY 4-H PROJECT RULES & REQUIREMENTS

Senior Sewing Category

Grades 8-12

1. Youth may enter an exhibit in one or more senior sewing exhibit categories.
2. Create an outfit from one of the categories defined below that can be worn by the exhibitor or another person demonstrating at least 6 skills from Sewing Skills and Techniques, 4-H-925-SC-W, in addition to those learned in prior grades.
3. All senior sewing outfits exhibited in Fashion Revue must be made and worn by the exhibitor.
4. Definition of an outfit— An outfit is a garment or garments that when put together make a complete look such as:
-One or two piece dress -One or two piece pant suit -A three piece combination (pants, vest & blouse or shirt)

Exhibit Options:

Non-Wearable

1. Create one non-wearable sewn item, or set of items, demonstrating at least 6 skills from Sewing Skills and Techniques, 4-H-925-SC-W, in addition to those learned in prior grades.

Wearable

Choose one or more from the Senior Sewing wearable exhibit options below: Choose one of the following:

1. Informal/Casual Wear

A complete outfit of 1 or 2 pieces suitable for school, weekend, or casual, informal activities.

In this category, a complete outfit is defined as a garment or garments that when put together make a complete look - such as one or two piece dress, or one or two piece pant suit, or a combination, such as pants, vest, blouse or shirt.

2. Dress Up

This is suitable for special, church, or social occasions that are not considered to be formal. It may be an outfit of one or more pieces with or without its own costume coat or jacket (lined or unlined). This is not an outfit that would be worn to school, weekend, or casual, informal activities.

3. Suit or Coat

The suit consists of two pieces including a skirt or pants and its own lined jacket. It is not a dress with jacket as in "dress up wear". The coat is a separate lined coat. It will be judged separately as a coat with its own accessories.

4. Separates

Consists of three garments that must be worn as a coordinated complete outfit. In this category, a complete outfit is defined as a garment or garments that when put together make a complete look - a three piece combination, such as pants, vest, and blouse or shirt. Each piece should be versatile enough to be worn with other garments.

5. Formal Wear

This outfit may be one or more pieces suitable for any formal occasion, such as proms, weddings and formal evening functions.

6. Free Choice

A complete outfit comprised of garments that do not fit in the other classifications. A complete outfit is defined as a garment or garments that when put together make a complete look - such as one or two piece dress, or one or two piece pant suit, or a three piece combination, such as pants, vest, blouse or shirt. Individual garment examples include: tennis wear, swim wear, athletic or sportswear, lounge wear, riding habits, historic, dance, theatrical, or international costumes, capes, and unlined coats.

Sewing Fashion Revue

Project Superintendent: Rozann Schmidtke, 623-6020

Description: This project teaches youth skills to present themselves in a professional manner by providing an opportunity for youth to model the outfit constructed in the 4-H sewing project.

State Fair Entries: 6 Participants in grades 8-12 with a maximum of 2 per category.
An exhibitor may participate in only 1 Senior Fashion Revue category at State Fair.

Project and Exhibit Guidelines:

1. Judging will be divided into two divisions: Junior (Grades 3-7) Senior (Grades 8-12)
2. Fashion Revue categories are: Informal or Casual Wear, Dress Up, Free Choice, Suit or Coat, Separates and Formal Wear
4-H members may enter in only one Fashion Revue category per year, 4-H'ers may repeat a category only once.
3. Model the garment or outfit constructed for the sewing project. All garments modeled must have been made by the member since the previous year's 4-H fair. Accessories may be purchased or selected from what you currently have.
4. Youth qualifying to exhibit the same garment or outfit in Indiana State Fair Sewing and Fashion Revue must choose which project they wish to participate as one cannot exhibit the same garment or outfit in both projects at state fair.
5. Premiums will be determined by the method stated in the Adams County 4-H Governing Rules under the General Project Rules section.
6. One (1) Grand and Reserve Grand Champion will be chosen for each Division.

ADAMS COUNTY 4-H PROJECT RULES & REQUIREMENTS

Sheep

Project Superintendent: Holly Neuenschwander, 525-4041

Description: 4-H Sheep project provides youth with a fun and hands-on learning experience which develops skills in nutrition, health care and animal husbandry. Responsibility, record keeping, problem solving, disease prevention and decision making are just a few of the many life skills gained in 4-H animal projects.

State Fair Entries: All animals for State Fair must be properly identified and enrolled.
State Fair entry is open online at exhibitorscorner.indianastatefair.com May 16 - July 1.

General Rules:

1. All 4-H General Rules, Livestock Rules and Health Regulations apply.
2. All market/commercial animals must be individually identified during the county identification day under supervision of the Extension Staff at the start of the project. Market animals will be weighed and tagged with an official Adams County ear tag. Other ear tags may be left in if they contain number's, but must be removed if they contain names.
3. All animals must be identified, owned, under the care of the 4-H'er and enrolled online by end of day on May 15.
 - a. Any one animal may not be enrolled by more than one 4-H member, except for siblings.
4. Copies of Purebred Registration Papers for all purebred ewes you plan to bring to the Adams County 4-H Fair must be turned into the Extension Office by 4:00 PM on July 1st. Any ewes that do not have registration papers or if ear tags/tattoos do not match registration papers; the animal will show in the commercial class.
5. Universal Adams County 4-H Record Sheet **AND** Workshop Verification OR Livestock Record Sheet **AND** Fair Entry is due into the Extension Office by 4PM on July 1. 4-H'ers not completing this requirement will have the opportunity to receive feedback from the exhibition class only and unable to sell in the 4-H Auction at the Adams County 4-H Fair.
6. Any situations not covered by these rules shall be handled by the proper representatives of the 4-H Sheep Committee and the 4-H Extension Educator.

Entry Procedures and Fair Exhibition Specific Rules:

1. Each member may show a maximum of four breeding ewes and three market lambs at the Adams County 4-H Fair. 4-H members may not show the same ewe lamb as both a market lamb and a breeding ewe in the 4-H Sheep Show in any given year. A ewe lamb can, however, be shown as a market lamb one (1) year and then shown as a yearling breeding ewe the following year.
2. Sheep pens will be assigned by the committee prior to fair. Any/all penning changes will be made by Sheep Committee.
3. A 4x6 (landscape) picture of yourself and the animal you plan to sell in the auction must be turned in during Saturday check-in at fair. 4-H'ers Name and Animal ID must be on the back of the picture.
4. The committee or veterinarian will check all sheep for fungus and disease at the scales. Members must comply with health rules and regulations to be eligible for the fair. No blankets/covers permitted on sheep at weigh-in.
5. All market lambs must be slick-sheared within ¼ inch before they will be weighed at fair check-in.
6. Market lambs will be weighed only once at Saturday check-in and this will be the official weight for the class and the auction weight. Re-weigh requests must be brought before the committee **immediately** after first weigh in.
7. Any lambs showing evidence of testicular tissue are ineligible to exhibit.
8. No paint and/or polish will be permitted at the Adams County 4-H Fair.
9. Towels cooled with ice water only may be used. NO bags of ice or isopropyl alcohol (in any form) may be used.
10. Sheep walking must stay around the 4-H show barns. No parking lot walking of sheep.

Classes

Must be two (2) of a breed to make a class, or they will be placed in an "All Other Breeds" class.

1. **Breeding Ewes:**
 - a. Purebred Ewes
 - i. Will show by breed, broken by age classes. (Lambs, Yearling and Aged based on registration paper information)
 - b. Commercial Ewes
 - i. Will show by weight, broken by age classes. (Lambs, Yearlings and Aged)
 - c. Purebred Breed Champions and Commercial Champion will compete in Grand Champion Drive and be eligible for Top 5 Breeding Ewe placings.
 - d. Ewe Age Breaks for Classes:
 - i. Ewe Lambs Fall Lambs (Must be born September 1, 2023 through December 31, 2023) and Spring Lambs (Must be born on or after January 1, 2024) will show together.
 - ii. Yearling Ewes Must have not reached 2nd year of birth by Adams County Sheep show date.
 - iii. Aged Ewes
2. **Market Lamb:**
 - a. Market Spring Lamb
 - i. Classes will be divided by weight by the committee.
 - ii. Each of the winners from the Market Lamb Classes will be in the Grand Champion Drive. Top 5 placings will be selected in the Grand Champion Drive.

ADAMS COUNTY 4-H PROJECT RULES & REQUIREMENTS

3. Fleece Show

- a. Fleece must be submitted by 9AM on Thursday, July 13 to the 4-H Expo Hall.
All Fleece will be judged during Pre-Fair Judging, will be displayed in the 4-H Expo Hall during 4-H Fair and available for pick-up during exhibit check-out at the conclusion of fair week.
- b. Exhibitors may enter a maximum of 2 fleeces.
- c. Fleece will be divided into 3 categories:
 - i. Fine
 - ii. Medium
 - iii. Long
- d. All Fleece must be labeled:
 - i. 4-H'ers Name
 - ii. Breed
 - iii. Sheep Gender
- e. Premiums and Grand Champions will be determined by the method stated in the Adams County 4-H Governing Rules under the General Project Rules section.

Showmanship:

1. Showmanship is on a volunteer basis with members strongly encouraged to participate.
2. Members must currently be enrolled in the Sheep project and show their own animal in showmanship.
3. Showmanship will be divided into 4 classes:
 - a. **Junior (Grades 3-5)** Junior winner will compete in the Intermediate division the following year. Junior winner cannot repeat as Champion Junior Sheep Showman.
 - b. **Intermediate (Grades 6-8)** Intermediate winner will compete in Senior division the following year. Intermediate winner cannot repeat as Champion Intermediate Sheep Showman.
 - c. **Senior (Grades 9-12)** Senior winner will compete in premier division the following year. Senior winner cannot repeat as Champion Senior Sheep Showman.
 - d. **Premier** - The Premier Showman will be selected from the current Beginner, Intermediate and Senior Showman and any past Senior and Premier Showmanship winners still enrolled in 4-H. The winner will represent the Sheep species in the overall Supreme Showman contest. A Premier Showmanship runner-up will be selected and announced.

Auction:

1. Exhibitors may sell only once through the 4-H auction. Members must inform the committee of their intent to sell, consign or take the animal home within 30 minutes of the completion of the Sheep Show. Informing the committee can be done at the announcers stand the day of the show.
2. Lambs must weigh no more than 160lbs to sell in the 4-H Auction or sold for consignment.
3. Exhibitors are responsible for taking their own auction animals to the northwest swine barn following clean up at 11AM on Thursday.
4. All non-auction animals will be released after auction set-up on Thursday.
5. The Grand Champion Market Lamb will sell first, then the Reserve Grand Champion Market Lamb, followed by Showmanship (Premier, Senior, Intermediate, Junior), Rate of Gain and then remaining animals by back tag number.

Mini 4-H

Please see Mini 4-H Sheep rules and requirements in the Mini 4-H section of this 4-H Catalog.

ADAMS COUNTY 4-H PROJECT RULES & REQUIREMENTS

Shooting Sports (Poster/Educational Display Option)

Project Superintendent: Jackie Bollenbacher, 301-6176

Description: The 4-H shooting sports project teaches safe operation of firearms and archery equipment.

State Fair Entries: One (1) Exhibit per Level

Project Requirements:

1. Adams County 4-H members **must turn in completed Universal Record Sheet** along with completing **Fair Entry** by 4PM on July 1. Members missing the deadline may compete, with the highest possible ribbon placing being a blue.
2. All posters, notebooks, and display boards must include a reference list indicating where information was obtained, giving credit to the original author, to complete the 4-H member's exhibit. This reference list should/might include web site links, people and professionals interviewed, books, magazines, etc. It is recommended this reference list be attached to the back of a poster or display board, be the last page of a notebook, or included as part of the display visible to the public. A judge is not to discredit an exhibit for the way references are listed.
3. Posters are to be 22"x28" and displayed horizontally and placed in a clear plastic sleeve or covered with clear plastic to protect contents. Display boards should be designed to sit on a table using no more than 36" of tabletop space. Space should be left in the lower right hand corner to place an exhibit tag provided by Purdue Extension staff.
4. Live ammunition is not allowed to be exhibited (no powder or primer). Firearms or ready to shoot bows are not allowed to be exhibited. Unstrung bows are permissible.
5. An arrow with its arrowhead attached must be displayed in a secure case. An arrowhead without the arrow attached must be displayed in a secure case. An arrow may be displayed unsecured if its arrowhead is removed. Modern broadhead arrows are not allowed to be exhibited.
6. Displays involving firearms or bows may be exhibited as a photographic display on a poster or in a notebook following grade level guidelines. Handmade items must include information explaining how the item was made and its intended use. Photos are encouraged.
7. Premiums and Grand Champions will be determined by the method stated in the Adams County 4-H Governing Rules under the General Project Rules section.

Exhibit Guidelines:

Beginner-Grades 3-5

1. Create an educational poster, notebook or display about a shooting sports topic of choice that is age/grade appropriate.

Intermediate-Grades 6-8

1. Create an educational poster, notebook or display about a shooting sports topic of choice that is age/grade appropriate.

Advanced-Grades 9-12

1. Create an educational poster, notebook or display about a shooting sports topic of choice that is age/grade appropriate. Youth can also design and complete an independent study activity.

ADAMS COUNTY 4-H PROJECT RULES & REQUIREMENTS

Shooting Sports

(Hands-on Education with Equipment Provided)

Thank you to the generosity of local wildlife and shootings sports organizations and several grants, all equipment is provided for the Adams County 4-H Shooting Sports programs; however, members may bring their own if it is inspected for safety and approved by the instructors.



Archery

Archery Instructors: Brian Jordan, 223-9604

Tim Jackson

Shannon Smitley

Grades: 3-12

Exhibit Guidelines:

1. Instruction is conducted February.
2. Members must submit 4-H enrollment at v2.4honline.com by January 15 yearly along with paying all fees prior to being allowed to shoot for each discipline.
 - a. \$15.00 State Program Fee, \$5.00 County enrollment fees paid to Extension Office at enrollment time
 - b. \$30.00 Archery dues paid to Adams County 4-H Archery Club and attend mandatory safety meeting.
 - c. 4-H Program Fees and Dues will be non-refundable.The money from the dues will be used for upgrade in equipment, new targets, fun night, etc.
3. Age Divisions/Classes
 - a. After a member has chosen his/her class and scoring has begun, no class changes will be made.
 - b. Classes with less than three (3) 4-H members will not be eligible for premiums.
 - c. The following classes will be offered:
 - Junior (Grades 3-5)**
 - a. Beginner (grade 3 only), aided
 - b. Beginner (grade 3 only), unaided
 - c. 5 yards, aided
 - d. 5 yards, unaided
 - Intermediate (Grades 6-8)**
 - a. 10 yards, aided
 - b. 10 yards, unaided
 - Senior (Grades 9-12)**
 - a. 15 yards, aided
 - b. 15 yards, unaided
 4. 4-H'er will be responsible for filling out their name and scorecards with the assistance of a 4-H volunteer. Placings will be done on the completely filled out scorecards. Scorecards that are filled out incorrectly will be tossed.
 5. A 4-H'er's top three (3) scores will be used for final placings and awards per class. 4-H'er's must complete those three scores during a regular scheduled Archery Shooting Sports session.

ADAMS COUNTY 4-H PROJECT RULES & REQUIREMENTS

BB Gun

Grades: 3-6

BB Gun Instructor: Richard Betz, 701-2894

1. Instruction is conducted in March—April.
2. Members must submit 4-H enrollment at v2.4honline.com by January 15 yearly along with paying all fees prior to being allowed to shoot for each discipline.
 - a. \$15.00 State Program Fee, \$5.00 County enrollment fees paid to Extension Office at enrollment time.
 - b. \$30.00 BB Gun dues paid to Adams County 4-H BB Gun and attend mandatory safety meeting.
 - c. 4-H Program Fees and Dues will be non-refundable.The money from the dues will be used for upgrade in equipment, new targets, fun night, etc.
3. Members must shoot all 4 positions 3 times for a final score.
4. Premiums and Grand Champions will be determined by the method stated in the Adams County 4-H Governing Rules under the General Project Rules section.

Muzzleloading

Grades: 5-12

Muzzleloading Instructors: Jackie Bollenbacher, 301-6176
Mandy Brehm Mark Bollenbacher

1. Instruction is conducted on Sundays in April and May at St. Mary's Blue Creek Conservation Club.
2. Members must submit 4-H enrollment at v2.4honline.com by January 15 yearly along with paying all fees prior to being allowed to shoot for each discipline.
 - a. \$15.00 State Program Fee, \$5.00 County enrollment fees paid to Extension Office at enrollment time
 - b. \$30.00 Muzzleloading dues paid to Adams County 4-H Muzzleloading Club and attend mandatory safety meeting.
 - c. 4-H Program Fees and Dues will be non-refundable.The money from the dues will be used for upgrade in equipment, new targets, fun night, etc.
3. Members will learn the parts of a muzzleloader, equipment used in muzzleloading, proper loading procedures, how to sight-in a muzzleloader, proper shooting techniques/positions, how to clean a muzzleloader and safety practices.
4. The following divisions will be offered:
 - Beginners All 1st year Muzzleloading Members**
 - Junior (Grades 6-8)**
 - Senior (Grades 9-12)**
5. All members must shoot all 3 positions 2 times for a final score. If a practice is missed there will be no make-up times available due to range availability.
6. Premiums will be awarded by grade in each division.
One Grand and One Reserve Grand Champion will be chosen for each division.

Pistol

Grades: 5-12

Pistol Instructors: Dusty Gibson, 517-3296 Michael Gibson Connie Gremaux

1. Instruction is conducted February —March.
2. Members must submit 4-H enrollment at v2.4honline.com by January 15 yearly along with paying all fees prior to being allowed to shoot for each discipline.
 - a. \$15.00 State Program Fee, \$5.00 County enrollment fees paid to Extension Office at enrollment time
 - b. \$20.00 Pistol dues paid to Adams County 4-H Pistol Club and attend a mandatory safety meeting.
 - c. 4-H Program Fees and Dues will be non-refundable.The money from the dues will be used for upgrade in equipment, new targets, fun night, etc.
3. The following divisions will be offered:
 - Air Pellet Pistol Division (Grades 5-7)**
 - a. Beginner - 1st Year Pistol Members
 - b. Advanced - Grades 5-7 not in their 1st year of Pistol
 - .22 Caliber Pistol Division (Grades 8-12)**
 - a. Beginner - 1st Year Pistol Members
 - b. Advanced - Grades 8-12 not in their 1st year of Pistol
4. Members will shoot all 3 positions 3 times for a final score.
5. Premiums will be awarded by grade in each division.
One Grand and One Reserve Grand Champion will be chosen for each division.

ADAMS COUNTY 4-H PROJECT RULES & REQUIREMENTS

Rifle

Grades: 6-12

Rifle Instructors: Connie Gremaux, 724-2961 Dusty Gibson Michael Gibson

1. Instruction is conducted January—February.
2. Members must submit 4-H enrollment at v2.4honline.com by January 15 yearly along with paying all fees prior to being allowed to shoot for each discipline.
 - a. \$15.00 State Program Fee, \$5.00 County enrollment fees paid to Extension Office at enrollment time
 - b. \$20.00 Rifle dues paid to Adams County 4-H Rifle Club and attend a mandatory safety meeting.
 - c. 4-H Program Fees and Dues will be non-refundable.
The money from the dues will be used for upgrade in equipment, new targets, fun night, etc.
3. The following divisions will be offered:
Beginners All 1st year Rifle Members
Advanced Grades 7-12 not in their 1st year of Rifle
Rifle Team
4. Members will shoot 3 positions 3 times for a final score.
5. Premiums will be awarded by grade in each division.
One Grand and One Reserve Grand Champion will be chosen for each division.

Shotgun

Grades: 7-12

Shotgun Instructors: Leonard Rekeweg, 223-1032 Dusty Gibson Michael Gibson Fred Yake

1. Instruction is conducted March—May.
2. Members must submit 4-H enrollment at v2.4honline.com by January 15 yearly along with paying all fees prior to being allowed to shoot for each discipline.
 - a. \$15.00 State Program Fee, \$5.00 County enrollment fees paid to Extension Office at enrollment time.
 - b. Weekly Shotgun fees collected by Adams County 4-H Shotgun Club.
 - c. 4-H Program Fees and Dues will be non-refundable.
The money from the dues will be used for upgrade in equipment, new targets, fun night, etc.
3. The following divisions will be offered:
Beginners All 1st Year Shotgun Members
Advanced Grades 8-12 not in their 1st year of Shotgun
Competitive Youth participating in another outside Competitive Shotgun Team/Club
4. Premiums will be awarded by grade in each division.
One Grand and One Reserve Grand Champion will be chosen for each division.

ADAMS COUNTY 4-H PROJECT RULES & REQUIREMENTS

Small Animals

Project Superintendent: Position Available

Description: Small Animals project allows youth the opportunity to raise and exhibit an animal which they have cared for in their own home. Responsibility, personal safety and disease prevention are just a few of the many life skills gained in 4-H animal projects.

State Fair Entries: County Project Only, No Indiana State Fair Entries

Project and Exhibit Guidelines:

1. Adams County 4-H members must turn in completed Universal Record Sheet along with completing Fair Entry by 4PM on July 1. Members missing the deadline may compete, with the highest possible ribbon placing being a blue. Completed record sheet must be turned in by the established and posted date.
2. Animals requiring special permits to hold in captivity will not be allowed.
 - a. Small animals suitable for exhibit in this project are household pets normally housed in a cage. Examples are: gerbils, guinea pigs, hamsters, mice, rats, hedgehogs, frogs, turtles, lizards, hermit crabs, non-venomous snakes and birds (canaries, parakeets, parrots). Others not listed must be approved by 4-H Council, written request submitted by July 1.
3. Small animal chosen for exhibit must be in 4-H member's possession and care by May 15th.
4. Members must be able to talk about and handle their pet for judging, members are to provide their own cage and equipment which they will want to exhibit during judging to show the animals habitat.
5. Small Animals will only be at the Adams County 4-H Fair during judging and released to go home after judging.
6. Judging will be divided into 3 divisions: Beginner (Grades 3-5) Intermediate (Grades 6-8) Advanced (Grades 9-12)
7. Premiums and Grand Champions will be determined by the method stated in the Adams County 4-H Governing Rules under the General Project Rules section.

Sportfishing

Project Superintendent: Jackie Bollenbacher, 301-6176

Description: 4-H Sportfishing teaches safe habits and youth develop an appreciation for natural resources.

State Fair Entries: One (1) Entry per Level

Project Requirements

1. Adams County 4-H members must turn in completed Universal Record Sheet along with completing Fair Entry by 4PM on July 1. Members missing the deadline may compete, with the highest possible ribbon placing being a blue. Completed record sheet must be turned in by the established and posted date.
2. All posters, notebooks, and display boards must include a reference list indicating where information was obtained, giving credit to the original author, to complete the 4-H member's exhibit. This reference list should/might include web site links, people and professionals interviewed, books, magazines, etc. It is recommended this reference list be attached to the back of a poster or display board, be the last page of a notebook, or included as part of the display visible to the public. A judge is not to discredit an exhibit for the way references are listed.
3. Posters are to be 22"x28" and displayed horizontally and placed in a clear plastic sleeve or covered with clear plastic to protect contents. Display boards should be designed to sit on a table using no more than 36" of tabletop space. Space should be left in the lower right hand corner to place an exhibit tag provided by Purdue Extension staff.
4. Judges evaluating exhibits should recognize individual differences and creativity, therefore using information in this document as a guide rather than a requirement.
5. Premiums and Grand Champions will be determined by the method stated in the Adams County 4-H Governing Rules under the General Project Rules section.

Exhibit Guidelines

Beginner-Grades 3-5

1. Create an educational poster, notebook or display about a sportfishing topic of choice that is age/grade appropriate.

Intermediate-Grades 6-8

1. Create an educational poster, notebook or display about a sportfishing topic of choice that is age/grade appropriate.

Advanced-Grades 9-12

1. Create an educational poster, notebook or display about a sportfishing topic of choice that is age/grade appropriate. Youth can also design and complete an independent study activity.

ADAMS COUNTY 4-H PROJECT RULES & REQUIREMENTS

Starter Calf

Project Superintendent: Paul Bluhm, 223-2142

Description: 4-H Starter Calf project provides youth with a fun and hands-on learning experience which develops skills in nutrition, health care and animal husbandry. Responsibility, record keeping, problem solving, disease prevention and decision making are just a few of the life skills gained in 4-H animal projects.

State Fair Entries: All animals for State Fair must be properly identified and enrolled.
State Fair entry is open online at exhibitorscorner.indianastatefair.com May 16 - July 1.

General Rules:

1. All 4-H General Rules, Livestock Rules and Health Regulations apply.
2. All Starter Calves must be individually identified during the county identification day under the supervision of the Extension staff at the start of the project. Animals will be weighed and tagged with an official Adams County eartag.
 - a. Dairy and Dairy/Beef Cross Starter Calves must weigh no more than 300 lbs. at April ID day to be eligible to exhibit at the Adams County 4-H Fair. Dairy Starter Calves intended for State Fair only may be heavier than the Adams County 300 lb. limit, but must still be tagged at April ID day.
 - b. Beef Starter Calves do not need to physically attend the April ID day, however exhibitors must secure official ear tags for Beef Starter Calves at the Extension Office and have calves tagged by the May 15 deadline. Beef Starter Calves must be under 600 lbs. at fair weigh in.
3. All animals must be identified, owned, under the care of the 4-H'er and enrolled online by the end of the day on May 15. Any one animal may not be enrolled by more than one 4-H member, except for siblings.
 - a. The animal can be purebred dairy, dairy crossbred, dairy/beef crossbred, beef crossbred, or purebred beef. Any combination of dairy will be shown as a dairy animal. Any animal with beef blood will be shown as a beef animal.
 - b. The calf can be a steer or market heifer. However, heifers will be entered and shown in only one 4-H livestock show and cannot be shown in beef or dairy breeding classes.
4. Universal Adams County 4-H Record Sheet **AND** Workshop Verification **OR** Livestock Record Sheet **AND** Fair Entry is due into the Extension Office by 4PM on July 1. 4-H'ers not completing this requirement will have the opportunity to receive feedback from the exhibition class only and unable to sell in the 4-H Auction at the Adams County 4-H Fair.
 - a. 4-H'ers enrolled in both Beef and Starter Calf projects will only need to attend one workshop to count towards both Beef and Starter Calf Paperwork Requirements. 4-H'ers not attending a workshop will need to complete the Livestock Record Sheet for both Beef and Starter Calf.
5. All Starter Calves must be properly dehorned and castrated or banded prior to fair. Freshly castrated calves will not be allowed to show. **No clamping will be allowed.** Animals will be inspected upon arrival at fair by a Beef/Starter Calf Committee member, their decision is final.
6. All Dairy and Dairy/Beef Cross animals will be genomic tested during the county identification day to determine breed composition. Testing will be completed by a 4-H volunteer by collecting a DNA tissue sample from the ear of the animal. Testing will cost \$14 per animal, partially funded through sponsorship and fundraising. The test will identify % dairy genetics versus % beef genetics.
 - Cattle test results showing 75% and higher dairy genetics will show as a Dairy Steer
 - Cattle test results showing 40% to 74.9% dairy genetics will show as a Dairy/Beef Cross Steer
 - Cattle test results showing 39.9% or lower dairy genetics will show as a Beef SteerIf genomic tests results are in a different class than what the 4-H member declared at County ID Day, the 4-H Extension Educator will contact the 4-H member about results to inform the new class the animal is assigned. Animals only need to be tested once; If a starter calf is genomic tested one year and comes back the following year as a Beef project, we will use the test from the previous year to determine where your animal will show at the fair assuming it has all original ear tags(County 5-Digit and RFID) at May 15 enrollment deadline.
7. Any situation not covered by these rules shall be handled by the proper representatives of the 4-H Beef/Starter Calf Committee **and** the 4-H Extension Educator.

Entry Procedures and Fair Exhibition Specific Rules:

1. Each member may show a maximum of three starter calves at the Adams County 4-H Fair.
2. Beef/Starter Calf members will unload/weigh-in 45 minutes prior to scheduled check-in, to allow for help with fair entry.
3. A 4 x 6 (landscape) picture of yourself and the animal you plan to sell in the auction must be turned in during Saturday check-in at fair. 4-H'ers Name and Animal ID must be on the back of the picture.
4. The Starter Calf barn is to be filled before putting calves in the cattle barn, without exception.
5. Starter Calves will be weighed only once, immediately upon stepping from transportation to the fairgrounds, and this weight will be the official show/auction weight. A representative from the family must be at the scales at time of weigh-in, re-weigh requests must be brought before the committee immediately after first weigh in.
6. Because of space limitations, calves can be allocated only one tie place per animal.
 - a. All stalls will be assigned by committee after set-up on Monday prior to fair.
 - b. Exhibitors are responsible for the cleanliness of assigned stalls throughout the entire duration of the fair.
 - c. Do not leave buckets of water or feed in front of animals.

ADAMS COUNTY 4-H PROJECT RULES & REQUIREMENTS

Classes:

1. Dairy Starter Calf
Dairy Starter Calf classes will be shown by weight.
Dairy Starter Calf classes will be divided into four divisions: Division 1-4.
The four division champions will compete for Grand Champion Dairy Starter Calf.
2. Beef Starter Calf
Beef Starter Calf classes will be shown by weight.
One Grand Champion Beef Starter Calf will be selected.
3. Beef/Dairy Cross Starter Calf
Beef/Dairy Cross classes will be shown by weight.
Beef/Dairy Cross classes will be divided into four divisions: Division 1-4.
The four division champions will compete for Grand Champion Beef/Dairy Cross Starter Calf.

Additional Awards:

Rate-of-Gain award will be given to the exhibitor whose calf has the highest weight gain per day from the spring county identification day until check-in at county fair

Showmanship:

1. Showmanship is on a volunteer basis with members strongly encouraged to participate.
2. Members must currently be enrolled in the Starter Calf project and show their own animal in showmanship.
3. Showmanship will be divided into 4 classes:
 - a. **Junior (Grades 3-5)** Junior winner will compete in the Intermediate division the following year.
Junior winner cannot repeat as Champion Junior Starter Calf Showman.
 - b. **Intermediate (Grades 6-8)** Intermediate winner will compete in Senior division the following year.
Intermediate winner cannot repeat as Champion Intermediate Starter Calf Showman.
 - c. **Senior (Grades 9-12)** Senior winner will compete in premier division the following year.
Senior winner cannot repeat as Champion Senior Starter Calf Showman.
 - d. **Premier** - The Premier Showman will be selected from the current Beginner, Intermediate and Senior Showman and any past Senior and Premier Showmanship winners still enrolled in 4-H. The winner will represent the Starter Calf species in the overall Supreme Showman contest.
A Premier Showmanship runner-up will be selected and announced.

Auction:

1. Exhibitors may sell only once through the 4-H auction. Members must inform the committee of their intent to sell or take the animal home within 30 minutes of the completion of the Starter Calf Show. Informing the committee can be done at the announcers stand the day of the show.
2. Starter Calves must weigh at least 300 lbs. to sell in the 4-H Auction.
3. Once a member sells a Starter Calf through the 4-H Auction that member or an immediate family member cannot show that animal the following year in the Beef project. Animals shown but not sold may return the following year for the Beef project provided the animal meets the project requirements.
4. All non-auction animals will be released after auction set-up on Thursday.
5. The Grand Champion Beef Starter Calf will sell first and the Grand Champion Dairy Starter Calf second, this will be rotated each year. (Even years Dairy Starter first, Odd years Beef Starter first.) The Reserve Grand Champion will sell in the same order as above followed by Grand Champion Born and Raised, Reserve Grand Champion Born and Raised, Showmanship (Premier, Senior, Intermediate, Junior), Rate of Gain, Top 3-5 Overall and then remaining animals by back tag number.
6. Exhibitors are responsible for providing each animal left at the fairgrounds a completely serviceable halter or tie rope for securing the animal after the sale. The retention of this equipment will be attempted but not assured.
7. All non-auction animals will be released after auction set-up on Thursday.

Mini 4-H

Please see Mini 4-H Starter Calf rules and requirements in the Mini 4-H section of this 4-H Catalog.

ADAMS COUNTY 4-H PROJECT RULES & REQUIREMENTS

Swine

Project Superintendent: Brandon Gaskill, 223-4011

Description: 4-H Swine project provides youth with a fun and hands-on learning experience which develops skills in nutrition, health care and animal husbandry. Responsibility, goal setting, record keeping, problem solving, personal safety, disease prevention and decision making are just a few of the many life skills gain in 4-H animal projects.

State Fair Entries: All animals for State Fair must be properly identified and enrolled.
State Fair entry is open online at exhibitorscorner.indianastatefair.com May 16 - July 1.

General Rules:

1. All 4-H General Rules, Livestock Rules and Health Regulations apply.
2. All animals must be identified, owned under the care of the 4-H'er and enrolled online by the end of the day on May 15. Any one animal may not be enrolled by more than one 4-H member, except for siblings.
3. Universal Adams County 4-H Record Sheet **AND** Workshop Verification OR Livestock Record Sheet **AND** Fair Entry is due into the Extension Office by 4PM on July 1. 4-H'ers not completing this requirement will have the opportunity to receive feedback from the exhibition class only and unable to sell in the 4-H Auction at the Adams County 4-H Fair.
4. Purebred Registration Papers for all 4-H purebred animals are required. Family corporations and/or partnerships of 4-H members with one or more parents, siblings, grandparents, aunts, uncles or a legal guardian are acceptable.
 - a. Copies of Purebred Registration Papers for all purebred hogs you plan to bring to the Adams County 4-H Fair must also be turned into the Extension Office by 4:00 PM on July 1st.
Any purebred papers not received by such date will be eligible to show as crossbred only.
5. Any situation not covered by these rules shall be handled by the proper representatives of the 4-H Swine Committee **and** the 4-H Extension Educator.

Entry Procedures and Fair Exhibition Specific Rules:

1. Each member may show a maximum of four pigs at the Adams County 4-H Fair.
2. All Pens will be assigned by the Swine Committee. 4-H Swine families are welcome to bring and set-up tack during the optional pen set-up Friday evening prior to fair 6-8PM only. Members that do not set up Friday night may unload and set-up during check-in Saturday morning.
3. The swine committee requests that pigs be clean when bringing them to the fair. If pigs are too dirty, the swine member may be asked to clean them in the wash rack before they will be weighed.
4. A 4 x 6 (landscape) picture of yourself and the animal you plan to sell in the auction must be turned in during Saturday check-in at fair. 4-H'ers Name and Animal ID must be on the back of the picture.
5. All Breeds represented will select a champion. The Breed Champions and Champion Crossbred will be in the Grand Champion Drive. Top 5 placings will be selected in the Grand Drive (both the barrow and the gilt show).
6. 4-Her's are responsible for cleaning the pens which they were assigned at check in. Please note, absolutely no pen cleaning during the swine portion of the auction due to heavy traffic in moving swine throughout the barn.

Adams County Born and Raised Recognition:

1. Adams County Born and Raised recognition is for swine which have been Born and Raised in Adams County.
The Honor System is a requirement in order for success of this class. The swine committee will make the final determination if there is an animal in question.
2. All Adams County Born and Raised swine are eligible, however must meet following enrollment requirements:
 - a. All swine must be enrolled online at v2.4honline.com by May 15th.
 - b. The 4-H member must additionally have the official Adams County Born and Raised form completed, signed and into the County Extension Office by 4:00 PM on May 15th.
3. Awarding of Adams County Born and Raised Barrow and Gilts:
 - a. If both the Grand Champion and Reserve Grand Champion Barrow/Gilt is Adams County Born and Raised, those exhibitors will automatically be announced Grand and Reserve Champion Born and Raised.
 - b. In the event both the Grand Champion and Reserve Grand Champion Barrow/Gilt is not Adams County Born and Raised, the Born and Raised class will be offered.
To be eligible to show in this class, the barrow/gilt must place in the top five of the regular barrow/ gilt class. Only the highest placing barrow/gilt would then return for the Champion and/or Reserve Champion Adams County Born and Raised class.
 - c. Awards will be given to: Champion Born and Raised Gilt, Reserve Champion Born and Raised Gilt, Champion Born and Raised Barrow and Reserve Champion Born and Raised Barrow.

ADAMS COUNTY 4-H PROJECT RULES & REQUIREMENTS

Market Barrows:

1. No age limit on barrows shown at the Adams County Fair.
 - a. All swine intended for exhibition at the Indiana State Fair must be born on or after December 1, 2023.
2. Barrows will be divided into crossbred and purebred classes and will be shown according to weight.
3. Barrows will have the following rules:
 - a. Barrows weighing less than 200lbs. or more than 300lbs. may be entered and shown, but will show for exhibition only and will not be able to sell through the 4-H Livestock Auction, members must remove their own animals during the livestock release time.
 - b. Crossbred barrows weighing 200 to 300 lbs. will be divided into four divisions with a champion and a reserve in each division. There will be a Champion/Reserve Champion selected in each crossbred barrow division. A Champion/Reserve Crossbred Barrow will be selected from the four division classes; with that winner competing for Grand Champion Barrow.
 - c. Crossbred Barrow Divisions will be:

Division 1: 200-225 lbs.	Division 3: 251-275 lbs.
Division 2: 226-250lbs.	Division 4: 276-300 lbs.

Breeding Gilts:

1. No age limit on gilts shown at the Adams County Fair.
 - a. All swine intended for exhibition at the Indiana State Fair must be born on or after December 1, 2023.
2. Gilts will be divided into crossbred and purebred classes.
 - a. Purebred Gilts will show by age weighing 200-350lbs.
 - b. Crossbred Gilts will show by weight, weighing 200-350lbs.
3. Gilts will have the following rules:
 - a. Gilts weighing less than 200lbs or more than 350lbs may be entered and shown, but will show for exhibition only and will not be able to sell through the 4-H Livestock Auction, members must remove their own animals during the livestock release time.
 - b. Crossbred gilts weighing 200 to 350 lbs. will be divided into five divisions with a champion and a reserve in each division. There will be a Champion/Reserve Champion selected in each crossbred gilt division. A Champion/Reserve Crossbred Gilt will be selected from the four division classes; with that winner competing for Grand Champion Barrow.
 - c. Crossbred Gilt Divisions will be:

Division 1: 200-230 lbs.	Division 4: 291-320 lbs.
Division 2: 231-260lbs.	Division 5: 321-350 lbs.
Division 3: 261-290lbs.	

Showmanship:

1. Showmanship is on a volunteer basis with members strongly encouraged to participate.
2. Members must currently be enrolled in the Swine project and show their own animal in showmanship.
3. Showmanship will be divided into 4 classes:
 - a. **Junior (Grades 3-5)** Junior winner will compete in the Intermediate division the following year. Junior winner cannot repeat as Champion Junior Swine Showman.
 - b. **Intermediate (Grades 6-8)** Intermediate winner will compete in Senior division the following year. Intermediate winner cannot repeat as Champion Intermediate Swine Showman.
 - c. **Senior (Grades 9-12)** Senior winner will compete in premier division the following year. Senior winner cannot repeat as Champion Senior Swine Showman.
 - d. **Premier** - The Premier Showman will be selected from the current Beginner, Intermediate and Senior Showman and any past Senior and Premier Showmanship winners still enrolled in 4-H. The winner will represent the swine species in the overall Supreme Showman contest. A Premier Showmanship runner-up will be selected and announced.

Auction:

1. Exhibitors may sell only once through the 4-H auction. Members must inform the committee of their intent to sell or take the animal home within 30 minutes of the completion of the Swine Show. Informing the committee can be done at the announcers stand the day of the show.
2. Swine must weigh minimum 200-350lbs to sell in the auction.
3. All non-auction animals will be released after auction set-up on Thursday.
4. The Grand Champion Barrow, will sell first and the Reserve Grand Champion Barrow second. The Grand Champion Gilt, will sell in the same order as above followed by Grand Champion Adams County Born and Raised Barrow, Reserve Grand Champion Adams County Born and Raised Barrow, Grand Champion Adams County Born and Raised Gilt, Reserve Grand Champion Adams County Born and Raised Gilt, Showmanship (Premiers, Senior, Intermediate, Junior), Rate of Gain, Top 3-5 Overall and then all others will be by back tag number.
5. All pigs sold in the auction will be loaded on the truck and taken to the packer. **(If market truck is available)**
 - a. In the event an animal is condemned by packer the 4-H member will not receive carcass payment for that animal.

Mini 4-H

Please see Mini 4-H Swine rules and requirements in the Mini 4-H section of this 4-H Catalog.

Tractor and Mower Safety Operator Skills (Driving Option)

Project Superintendent: Nathan Lehman, 849-0165

Project Requirements:

1. Adams County 4-H members **must turn in completed Universal Record Sheet** along with completing **Fair Entry** by 4PM on July 1. Members missing the deadline may compete, with the highest possible ribbon placing being a blue.
2. Tractor and Mower Safety and Operators Skills is organized into three (3) disciplines, 4-H members may only participate in one (1) discipline each year.
 - a. Ag Tractor
 - b. Lawn & Garden
 - c. Zero Turn Lawn & Garden
3. Each discipline will be divided by age: Juniors (Grades 3-7) Seniors (Grades 8-12)
4. Members must compete in the Adams County Tractor Operators Contest, which will be held in accordance with state operators' rules during the Adams County 4-H Fair.
 - a. Dates, locations and times for practice sessions held during 4-H Pre-Fair Judging week will be announced in specifically to all enrolled members via a letter in the mail.
5. There are interactive quiz questions along with rules, parts identification pictures and written quiz question packets on the State 4-H website at <https://www.extension.purdue.edu/4-H/projects/index.html>.
6. There are updates/changes almost yearly so members need to check it out to get the latest changes. Senior division members need to learn both the Junior and Senior written exam questions and parts.
7. The operator skills component is an educational and training activity conducted by adult 4-H volunteers. A parent or guardian is encouraged to be present when their child is operating a tractor. The adult 4-H volunteer has the authority to deny a child the opportunity to participate in the operator skills option when it is deemed a child is unable to safely operate a tractor due to size, weight, or any other reason that could place the child and/or others in harm.
8. Premiums and Grand Champions will be selected in each category for both the Junior and Senior divisions.

Veterinary Science

Projects Superintendent: Amanda Borne, 301-6075

Description: This project provides a hands-on learning experience that helps youth learn more about the Veterinary Science profession.

State Fair Entries: One (1) Entry per Level

Project Requirements:

1. Adams County 4-H members **must turn in completed Universal Record Sheet** along with completing **Fair Entry** by 4PM on July 1. Members missing the deadline may compete, with the highest possible ribbon placing being a blue.
2. All posters, notebooks, and display boards must include a reference list indicating where information was obtained, giving credit to the original author, to complete the 4-H member's exhibit. This reference list should/might include web site links, people and professionals interviewed, books, magazines, etc. It is recommended this reference list be attached to the back of a poster or display board, be the last page of a notebook, or included as part of the display visible to the public. A judge is not to discredit an exhibit for the way references are listed.
3. Posters are to be 22"x28" and displayed horizontally and placed in a clear plastic sleeve or covered with clear plastic to protect contents. Display boards should be designed to sit on a table using no more than 36" of tabletop space. Space should be left in the lower right hand corner to place an exhibit tag provided by Purdue Extension staff.
4. Premiums and Grand Champions will be determined by the method stated in the Adams County 4-H Governing Rules under the General Project Rules section.

Exhibit Guidelines:

Beginner-Grades 3-5

1. Create an educational poster, notebook or display about any manual activity or on any veterinary science topic of choice that is age/grade appropriate.

Intermediate-Grades 6-8

1. Create an educational poster, notebook or display about any manual activity or on any veterinary science topic of choice that is age/grade appropriate.

Advanced-Grades 9-12

1. Create an educational poster, notebook or display about any manual activity or on any veterinary science topic of choice that is age/grade appropriate. Youth may also choose to develop a teaching aid, develop a project in conjunction with a veterinarian and present a report about the that project and its findings, or another report of your choosing.

ADAMS COUNTY 4-H PROJECT RULES & REQUIREMENTS

Weather & Climate Science

Project Superintendent: Amy Obringer, 433-7815

Description: Youth will learn the basic information about weather and climate science.

State Fair Entries: One (1) Entry per Level

Project Requirements:

1. Adams County 4-H members **must turn in completed Universal Record Sheet** along with completing **Fair Entry** by 4PM on July 1. Members missing the deadline may compete, with the highest possible ribbon placing being a blue.
2. All posters, notebooks, and display boards must include a reference list indicating where information was obtained, giving credit to the original author, to complete the 4-H member's exhibit. This reference list should/might include web site links, people and professionals interviewed, books, magazines, etc. It is recommended this reference list be attached to the back of a poster or display board, be the last page of a notebook, or included as part of the display visible to the public. A judge is not to discredit an exhibit for the way references are listed.
3. Posters are to be 22"x28" and displayed horizontally and placed in a clear plastic sleeve or covered with clear plastic to protect contents. Display boards should be designed to sit on a table using no more than 36" of tabletop space. Space should be left in the lower right hand corner to place an exhibit tag provided by Purdue Extension staff.
4. Premiums and Grand Champions will be determined by the method stated in the Adams County 4-H Governing Rules under the General Project Rules section.

Exhibit Guidelines:

Beginner-Grades 3-5

Create an educational poster, notebook or display about any manual activity or on any weather and climate topic of choice that is age/grade appropriate.

Intermediate-Grades 6-8

1. Create an educational poster, notebook or display about any manual activity or on any weather and climate topic of choice that is age/grade appropriate.

Advanced-Grades 9-12

1. Create an educational poster, notebook or display about any manual activity or on any weather and climate topic of choice that is age/grade appropriate. Youth can also design and complete an independent study activity.

Wildlife

Project Superintendent: Amy Obringer, 433-7815

Description: This project helps youth learn to identify wildlife, basic wildlife needs, and how wildlife interacts with other wildlife and people.

State Fair Entries: One (1) Entry per Level

Project Requirements:

1. Adams County 4-H members **must turn in completed Universal Record Sheet** along with completing **Fair Entry** by 4PM on July 1. Members missing the deadline may compete, with the highest possible ribbon placing being a blue.
2. All posters, notebooks, and display boards must include a reference list indicating where information was obtained, giving credit to the original author, to complete the 4-H member's exhibit. This reference list should/might include web site links, people and professionals interviewed, books, magazines, etc. It is recommended this reference list be attached to the back of a poster or display board, be the last page of a notebook, or included as part of the display visible to the public. A judge is not to discredit an exhibit for the way references are listed.
3. Posters are to be 22"x28" and displayed horizontally and placed in a clear plastic sleeve or covered with clear plastic to protect contents. Display boards should be designed to sit on a table using no more than 36" of tabletop space. Space should be left in the lower right hand corner to place an exhibit tag provided by Purdue Extension staff.
4. Premiums and Grand Champions will be determined by the method stated in the Adams County 4-H Governing Rules under the General Project Rules section.

Exhibit Guidelines:

Beginner-Grades 3-5

1. Create an educational poster, notebook or display about any manual activity or on any wildlife topic of choice that is age/grade appropriate.

Intermediate-Grades 6-8

1. Create an educational poster, notebook or display about any manual activity or on any wildlife topic of choice that is age/grade appropriate.

Advanced-Grades 9-12

1. Create an educational poster, notebook or display about any manual activity or on any wildlife topic of choice that is age/grade appropriate. Youth can also design and complete an independent study activity.

ADAMS COUNTY 4-H PROJECT RULES & REQUIREMENTS

Woodworking

Project Superintendent: Keith Kaehr, 307-6589

Description: The 4-H woodworking project provides youth with educational information about wood and how it can be used to construct items.

State Fair Entries: One (1) Entry per Level

Project Requirements:

1. Adams County 4-H members **must turn in completed Universal Record Sheet** along with completing **Fair Entry** by 4PM on July 1. Members missing the deadline may compete, with the highest possible ribbon placing being a blue.
2. All woodworking exhibits must include a 4-H Woodworking Exhibit Skills Sheet, 4-H 6875d-W.
Woodworking Skills Card describes work completed so the judge can more accurately evaluate the exhibit. This is used for judging purposes only, should be attached to back/underside of project for judge to view.
3. All posters, notebooks, and display boards must include a reference list indicating where information was obtained, giving credit to the original author, to complete the 4-H member's exhibit. This reference list should/might include web site links, people and professionals interviewed, books, magazines, etc. It is recommended this reference list be attached to the back of a poster or display board, be the last page of a notebook, or included as part of the display visible to the public. A judge is not to discredit an exhibit for the way references are listed.
4. Posters are to be 22"x28" and displayed horizontally and placed in a clear plastic sleeve or covered with clear plastic to protect contents. Display boards should be designed to sit on a table using no more than 36" of tabletop space. Space should be left in the lower right hand corner to place an exhibit tag provided by Purdue Extension staff.
5. Premiums and Grand Champions will be determined by the method stated in the Adams County 4-H Governing Rules under the General Project Rules section.

Exhibit Guidelines:

Level 1-Grades 3-4

Choose one of the following:

1. Exhibit one article of choice made during the current 4-H program year demonstrating a minimum of five (5) techniques outlined in the Indiana 4-H Woodworking Tools, Techniques and Skills Chart 4-H 6875C-W.
 - Exhibits may also include higher level techniques that have been mastered. Any higher level techniques will not be counted as part of the minimum five, but nevertheless will be evaluated for quality.
 - Document skills used on a 4-H Woodworking Exhibit Skills Sheet, 4-H 6875d-W submit at judging.
2. Create an educational poster, notebook or display about any manual activity or on any woodworking topic of choice that is age/grade appropriate.

Level 2-Grades 5-6

Choose one of the following:

1. Exhibit one article of choice made during the current 4-H program year demonstrating a minimum of five (5) techniques outlined in the Indiana 4-H Woodworking Tools, Techniques and Skills Chart 4-H 6875C-W.
 - Exhibits may also include lower and/or higher level techniques that have been mastered. Any lower/higher level techniques will not be counted as part of the minimum five, but nevertheless will be evaluated for quality.
2. Create an educational poster, notebook or display about any manual activity or on any woodworking topic of choice that is age/grade appropriate.

Level 3-Grades 7-9

Choose one of the following:



1. Exhibit one article of choice made during the current 4-H program year demonstrating a minimum of five (5) techniques outlined in the Indiana 4-H Woodworking Tools, Techniques and Skills Chart 4-H 6875C-W.
 - Exhibits may also include lower and/or higher level techniques that have been mastered. Any lower/higher level techniques will not be counted as part of the minimum five, but nevertheless will be evaluated for quality.
2. Create an educational poster, notebook or display about any manual activity or on any woodworking topic of choice that is age/grade appropriate.

Level 4-Grades 10-12

Choose one of the following:

1. Exhibit one article of choice made during the current 4-H program year demonstrating a minimum of five (5) techniques outlined in the Indiana 4-H Woodworking Tools, Techniques and Skills Chart 4-H 6875C-W.
 - Exhibits may also include lower level techniques that have been mastered. Any lower level techniques will not be counted as part of the minimum five, but nevertheless will be evaluated for quality.
2. Create an educational poster, notebook or display about any manual activity or on any woodworking topic of choice that is age/grade appropriate.

My 4-H Notes:



The Important Things Are Not Ribbons

There once was a boy who won ribbons, mostly blue, he came home from the fair with a big trophy too. With a voice glad and proud, he said to his dad, "tis the very best year that I've ever had."

"Son, I'd like to hear why you think this was such a very fine year." said his wise Dad.

"Why Dad, can't you see all the prizes I've won, how I've come out on top in most things I've done? Just look at the ribbons that hang on my wall and think of the money I've made since last fall. From premiums to my big auction price, you can't help but think cash and ribbons are nice."

But the man said, "My son, you're not thinking right, 'tis true blue ribbons are better than white; but ribbons will fade and trophies grow old, money's soon spent and fame soon grows cold." "The important things, son, are not ribbons or pins, it's that sometimes it's really the loser who wins.



Now here are the true things your 4-H experience has accomplished for you. You've seen how a business meeting is run. This knowledge will help you in years to come. You've conquered the fear of addressing a crowd, you've learned how to stand up and talk nice & loud. Patience you've learned in your projects too, as well as those skills that will always help you. You've learned the fine feeling it gives you to lend a glad helping hand to a stranger or friend. You've learned to cooperate with the majority rule, to give in with grace and not be a fool. You've learned how to win without boasting too loud, a kid can lose friends if he's overly proud. Those are things most important to you. You'll remember and use them all your life through. They'll help you become a mighty fine man, and they'll do more for you than a prize ever can."

~Anonymous

Purdue Extension - Adams County

Adams County Service Complex

313 W. Jefferson Street, Suite 213

Decatur, IN 46733

Phone: 260-724-5322

Adams County 4-H Resources at:

www.extension.purdue.edu/adams

v2.4honline.com

Sign Up for 4-H, Add/Drop 4-H Projects, Enroll Livestock
Upload Scholarships, Register for 4-H Camp/Trip Opportunities

adamscountyindiana.fairentry.com

Make entries for specific exhibits intended for exhibition at the
Adams County 4-H Fair



AdamsCounty4-H



Follow us on
Instagram

ADAMSCOUNTYIN4H



ADAMSCOUNTYIN4H



Amy Rumschlag

Extension Educator

4-H Youth Development

County Extension Director

Email: amyjohnson@purdue.edu